

Weekly SLA Customer Report

Customer BCM_Production
Database ID 81



Harddisk Usage BCM_ABS-DEVBD-02 Standby DB Server

	Free disk space on C: (%)	Used disk space on C: (Gb)	Free disk space on D: (%)	Total disk space on D: (Gb)	Used disk space on D: (Gb)	Free disk space on E: (%)	Total disk space on E: (Gb)	Used disk space on E: (Gb)
2-4-2022	25	75	55	200	89	66	50	17
1-4-2022	25	75	55	200	90	66	50	17
31-3-2022	25	74	55	200	89	64	50	17
30-3-2022	25	74	55	200	90	65	50	18
29-3-2022	25	74	55	200	89	65	50	18
28-3-2022	26	74	55	200	90	65	50	18
27-3-2022	26	74	55	200	90	65	50	17

Harddisk Usage BCM_ABS-PRODBD-02 Production DB Server

	Free disk space on C: (%)	Total disk space on C: (Gb)	Used disk space on C: (Gb)	Free disk space on D: (%)	Total disk space on D: (Gb)	Used disk space on D: (Gb)	Free disk space on E: (%)	Total disk space on E: (Gb)	Used disk space on E: (Gb)
2-4-2022	45	100	55	66	200	68	74	250	66
1-4-2022	45	100	55	66	200	68	74	250	66
31-3-2022	44	100	56	66	200	68	74	250	66
30-3-2022	44	100	56	66	200	68	74	250	66
29-3-2022	44	100	56	66	200	68	74	250	66
28-3-2022	44	100	56	66	200	68	74	250	66
27-3-2022	44	100	56	66	200	68	73	250	66

Weekly SLA Customer Report

Customer BCM_Production
Database ID 81



Harddisk Usage BCM_PRD_ABS-DEVPROD-02

	Free disk space on C: (%)	Total disk space on C: (Gb)	Used disk space on C: (Gb)
2-4-2022	57	126	55
1-4-2022	57	126	55
31-3-2022	57	126	55
30-3-2022	57	126	55
29-3-2022	57	126	55
28-3-2022	57	126	55
27-3-2022	57	126	55

Harddisk Usage BCM_PRD_ABS-DEVWEB-02

	Free disk space on C: (%)	Total disk space on C: (Gb)	Used disk space on C: (Gb)
2-4-2022	58	79	33
1-4-2022	59	79	33
31-3-2022	61	79	31
30-3-2022	62	79	30
29-3-2022	63	79	30
28-3-2022	63	79	30
27-3-2022	63	79	30

Weekly SLA Customer Report

Customer BCM_Production
Database ID 81



Harddisk Usage BCM_PRD_ABS-PROD-02

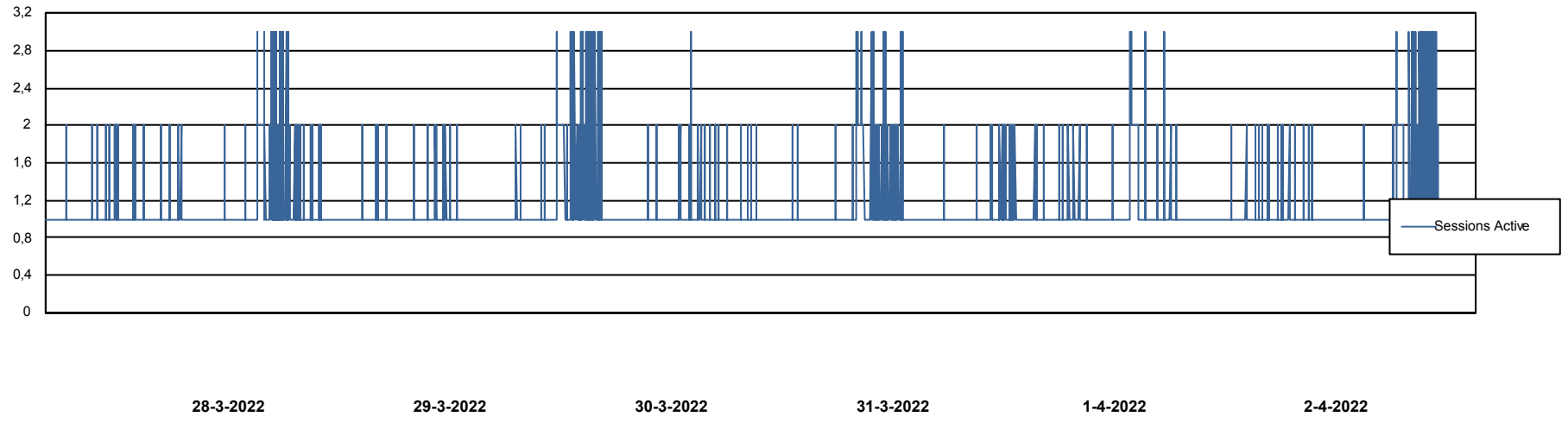
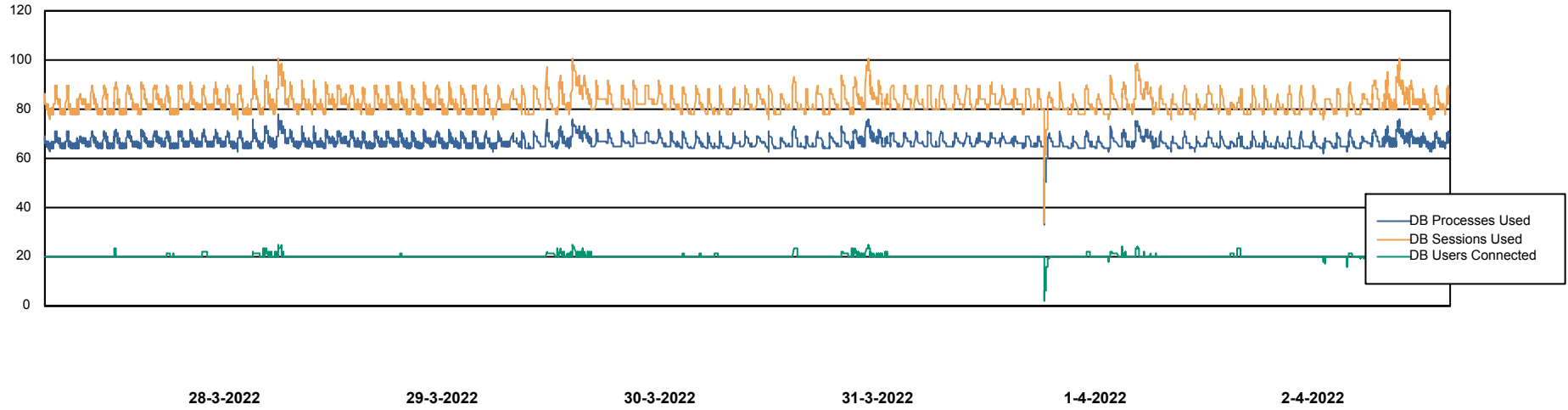
	Free disk space on C: (%)	Total disk space on C: (Gb)	Used disk space on C: (Gb)
2-4-2022	53	100	47
1-4-2022	53	100	47
31-3-2022	52	100	48
30-3-2022	52	100	48
29-3-2022	52	100	48
28-3-2022	52	100	48
27-3-2022	52	100	48

Weekly SLA Customer Report

Customer BCM_Production
Database ID 81



Database Performance BCMDB_ABS1 Production Database

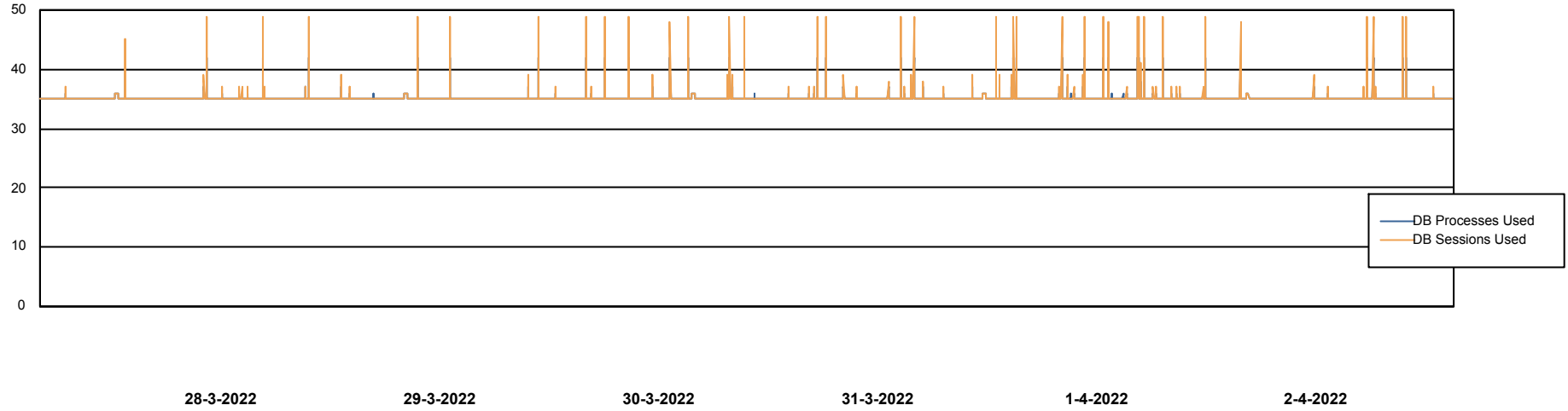


Weekly SLA Customer Report

Customer BCM_Production
Database ID 81

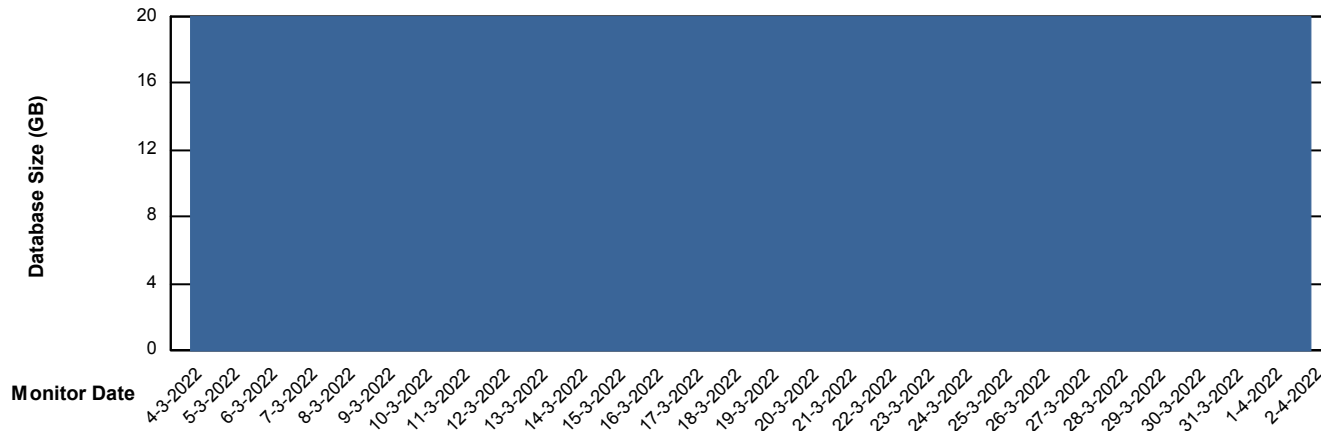


Database Performance BCMDB_ABS1SB Standby Database



DATABASE SIZE BCMDB_ABS1 Production Database

Database growth over last month



Weekly SLA Customer Report

Customer BCM_Production
 Database ID 81




Database Tablespace BCMDB_ABS1 Production Database

Date	Tablespace Name	Filesize (Gb)	Usedsize (Gb)	Percentage free
2-4-2022	ABSDATA	8	5	38
	INDX	20	10	52
1-4-2022	ABSDATA	8	5	38
	INDX	20	10	52
31-3-2022	ABSDATA	8	5	38
	INDX	20	10	52
30-3-2022	ABSDATA	8	5	38
	INDX	20	10	52
29-3-2022	ABSDATA	8	5	38
	INDX	20	10	52
28-3-2022	ABSDATA	8	5	38
	INDX	20	10	52
27-3-2022	ABSDATA	8	5	38
	INDX	20	10	52

Standby Database Health BCM_Production

Recovery lag for last 7 days



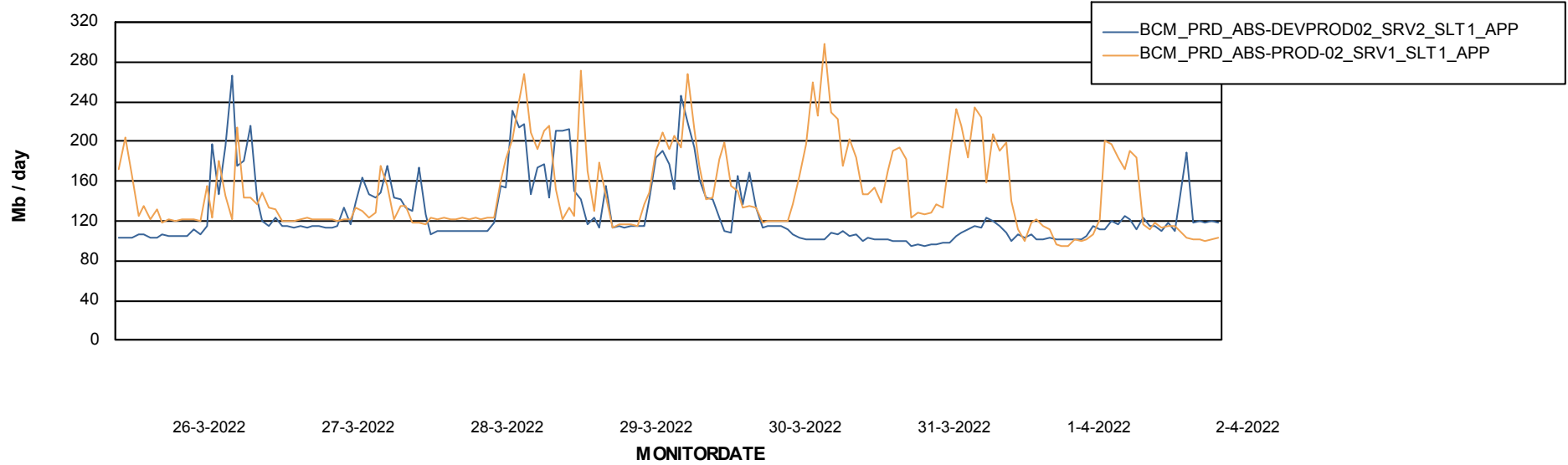
Weekly SLA Customer Report

Customer BCM_Production
Database ID 81

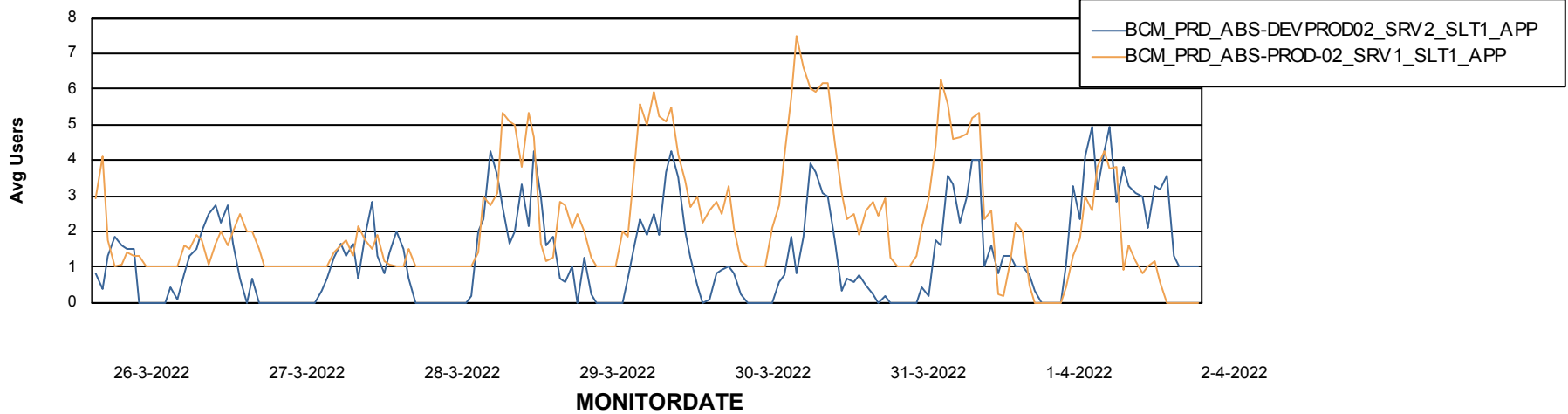


ABSSolute Application Server Services

Avg memory used per ABS Server Service



Avg users per day per ABS server



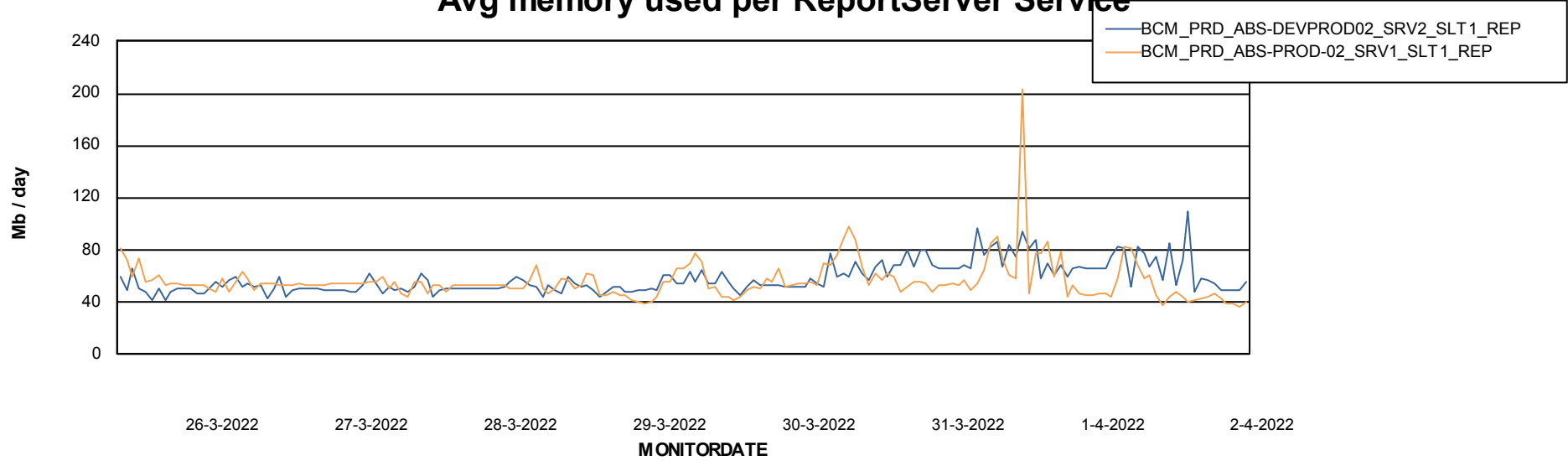
Weekly SLA Customer Report

Customer BCM_Production
Database ID 81



ABSSolute Application ReportServer Services

Avg memory used per ReportServer Service



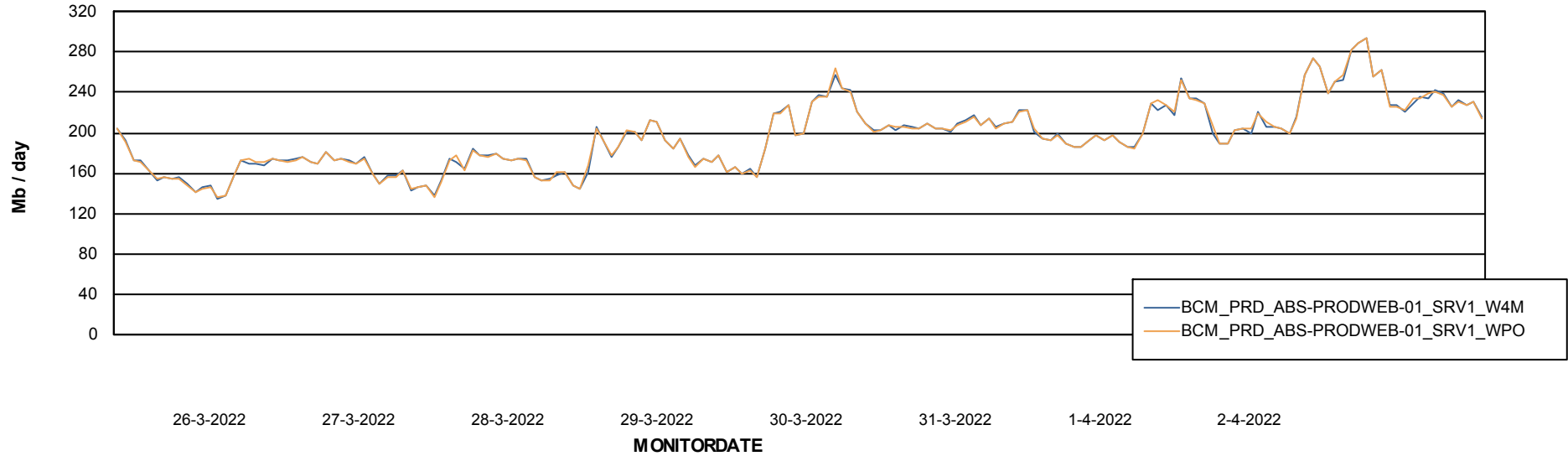
Weekly SLA Customer Report

Customer BCM_Production
Database ID 81



ABSSolute Web Component Services

Avg memory used per ABS Web component



Weekly SLA Customer Report

Customer BCM_Production
Database ID 81



Disaster per ABS component

