

Weekly SLA Customer Report

Customer PCO_Production (Bronze)
Database ID 44



Harddisk Usage PCO_PRD_ORACLE1

	Free disk space on C: (%)	Total disk space on C: (Gb)	Used disk space on C: (Gb)	Free disk space on D: (%)	Total disk space on D: (Gb)	Used disk space on D: (Gb)
26-3-2022	25	447	333	45	1,676	924
25-3-2022	25	447	333	46	1,676	913
24-3-2022	25	447	333	46	1,676	913
23-3-2022	25	447	333	46	1,676	913
22-3-2022	25	447	333	46	1,676	913
21-3-2022	25	447	333	45	1,676	915
20-3-2022	26	447	333	45	1,676	917

Harddisk Usage PCO_PRD_ORACLE2

	Free disk space on C: (%)	Total disk space on C: (Gb)	Used disk space on C: (Gb)	Free disk space on D: (%)	Total disk space on D: (Gb)	Used disk space on D: (Gb)
26-3-2022	51	279	135	21	838	661
25-3-2022	51	279	135	21	838	661
24-3-2022	51	279	135	21	838	661
23-3-2022	51	279	135	21	838	661
22-3-2022	51	279	135	21	838	661
21-3-2022	51	279	135	21	838	663
20-3-2022	51	279	135	21	838	665

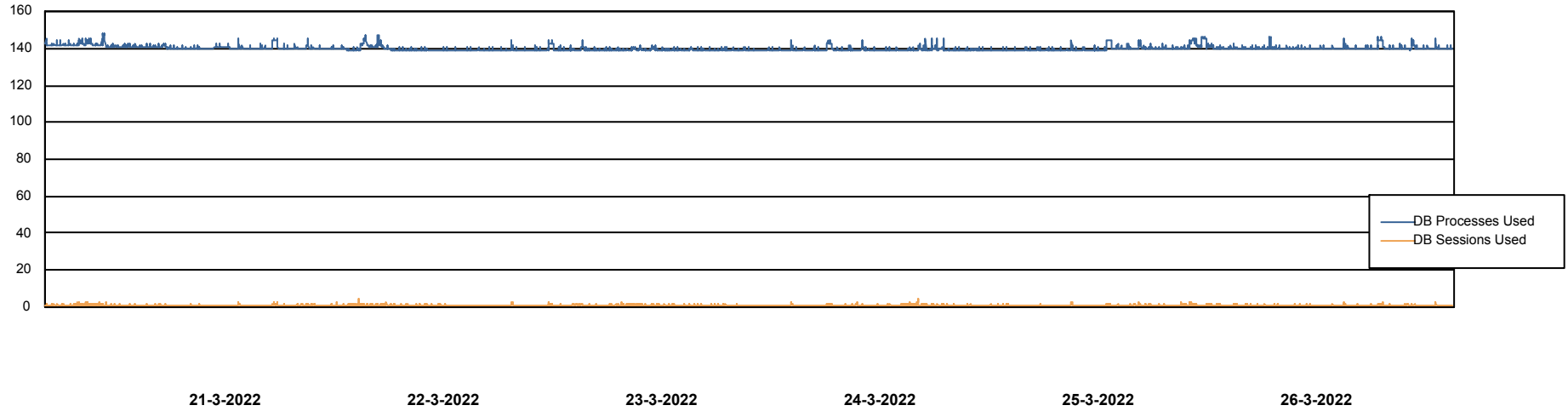
Weekly SLA Customer Report

Customer PCO_Production (Bronze)
Database ID 44



Database Performance PCODB_Production

DB Processes Max 350



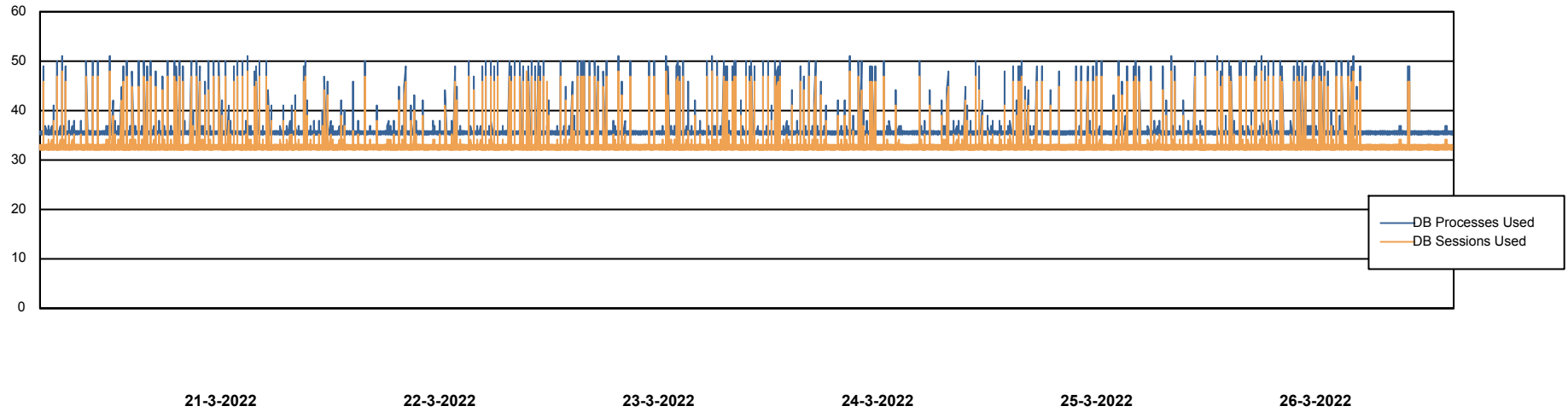
Weekly SLA Customer Report

Customer PCO_Production (Bronze)
Database ID 44



Database Performance PCODB_Standby

DB Processes Max 350



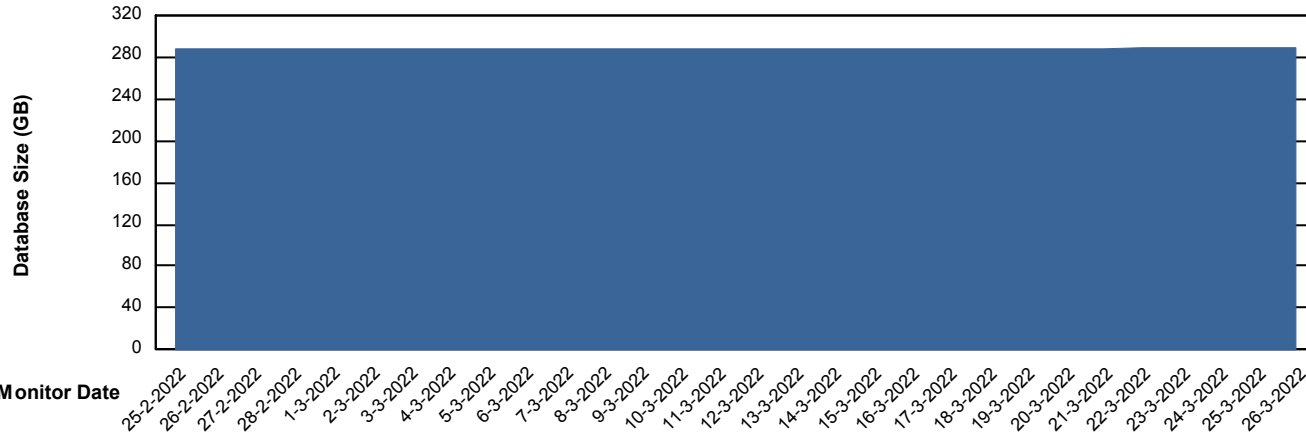
Weekly SLA Customer Report

Customer PCO_Production (Bronze)
 Database ID 44



DATABASE SIZE PCODB_Production

Database growth over last month



Database Tablespace PCODB_Production

Date	Tablespace Name	Filesize (Gb)	Usedsize (Gb)	Percentage free
26-3-2022	ABSDATA	238	111	53
	INDX	329	176	46
25-3-2022	ABSDATA	238	111	53
	INDX	329	176	46
24-3-2022	ABSDATA	238	111	54
	INDX	329	176	47
23-3-2022	ABSDATA	238	111	54
	INDX	329	176	47
22-3-2022	ABSDATA	238	111	54
	INDX	329	176	47
21-3-2022	ABSDATA	238	110	54
	INDX	329	176	47
20-3-2022	ABSDATA	238	110	54
	INDX	329	176	47