

# Weekly SLA Customer Report

Customer LLG\_Production  
Database ID 53



## Harddisk Usage LLG\_PRD\_APP01

	Free disk space on C: (%)	Total disk space on C: (Gb)	Used disk space on C: (Gb)	Free disk space on D: (%)	Total disk space on D: (Gb)	Used disk space on D: (Gb)
19-3-2022	32	200	136	96	200	7
18-3-2022	32	200	136	96	200	7
17-3-2022	32	200	136	96	200	7
16-3-2022	32	200	136	96	200	7
15-3-2022	32	200	136	96	200	7
14-3-2022	32	200	136	96	200	7
13-3-2022	32	200	136	96	200	7

## Harddisk Usage LLG\_PRD\_APP02

	Free disk space on C: (%)	Total disk space on C: (Gb)	Used disk space on C: (Gb)	Free disk space on D: (%)	Total disk space on D: (Gb)	Used disk space on D: (Gb)
19-3-2022	59	200	81	93	200	15
18-3-2022	59	200	81	93	200	15
17-3-2022	59	200	81	93	200	15
16-3-2022	59	200	81	93	200	15
15-3-2022	59	200	81	93	200	15
14-3-2022	59	200	81	93	200	15
13-3-2022	59	200	81	93	200	15

# Weekly SLA Customer Report

Customer LLG\_Production  
Database ID 53



## Harddisk Usage LLG\_PRD\_BI02

	Free disk space on C: (%)	Total disk space on C: (Gb)	Used disk space on C: (Gb)	Free disk space on D: (%)	Total disk space on D: (Gb)	Used disk space on D: (Gb)
19-3-2022	60	150	61	54	685	312
18-3-2022	60	150	61	54	685	312
17-3-2022	60	150	61	54	685	312
16-3-2022	60	150	61	55	685	312
15-3-2022	60	150	61	55	685	311
14-3-2022	60	150	61	55	685	311
13-3-2022	60	150	61	55	685	311

## Harddisk Usage LLG\_PRD\_OR01

	Free disk space on C: (%)	Total disk space on C: (Gb)	Used disk space on C: (Gb)	Free disk space on D: (%)	Total disk space on D: (Gb)	Used disk space on D: (Gb)	Free disk space on E: (%)	Total disk space on E: (Gb)	Used disk space on E: (Gb)
19-3-2022	83	279	46	58	928	388	46	749	405
18-3-2022	83	279	47	58	928	389	48	749	387
17-3-2022	83	279	46	58	928	389	43	749	426
16-3-2022	83	279	46	58	928	389	45	749	410
15-3-2022	83	279	46	58	928	389	49	749	384
14-3-2022	83	279	46	58	928	389	49	749	378
13-3-2022	83	279	46	58	928	388	55	749	340

# Weekly SLA Customer Report

Customer LLG\_Production  
Database ID 53



## Harddisk Usage LLG\_PRD\_OR02

	Free disk space on C: (%)	Total disk space on C: (Gb)	Used disk space on C: (Gb)	Free disk space on D: (%)	Total disk space on D: (Gb)	Used disk space on D: (Gb)	Free disk space on E: (%)	Total disk space on E: (Gb)	Used disk space on E: (Gb)
19-3-2022	87	279	36	88	1,117	131	93	559	38
18-3-2022	87	279	36	88	1,117	131	93	559	38
17-3-2022	87	279	36	88	1,117	131	93	559	38
16-3-2022	87	279	36	88	1,117	131	93	559	38
15-3-2022	87	279	36	88	1,117	131	93	559	38
14-3-2022	87	279	36	88	1,117	131	93	559	38
13-3-2022	87	279	36	88	1,117	131	93	559	38

## Harddisk Usage LLG\_PRD\_TS2

	Free disk space on C: (%)	Total disk space on C: (Gb)	Used disk space on C: (Gb)	Free disk space on D: (%)	Total disk space on D: (Gb)	Used disk space on D: (Gb)	Free disk space on E: (%)	Total disk space on E: (Gb)	Used disk space on E: (Gb)
19-3-2022	23	279	215	63	993	365	59	684	282
18-3-2022	23	279	215	63	993	365	59	684	283
17-3-2022	23	279	215	63	993	365	59	684	283
16-3-2022	23	279	215	63	993	365	59	684	283
15-3-2022	23	279	215	63	993	365	58	684	286
14-3-2022	23	279	215	63	993	365	51	684	332
13-3-2022	23	279	215	63	993	365	59	684	282

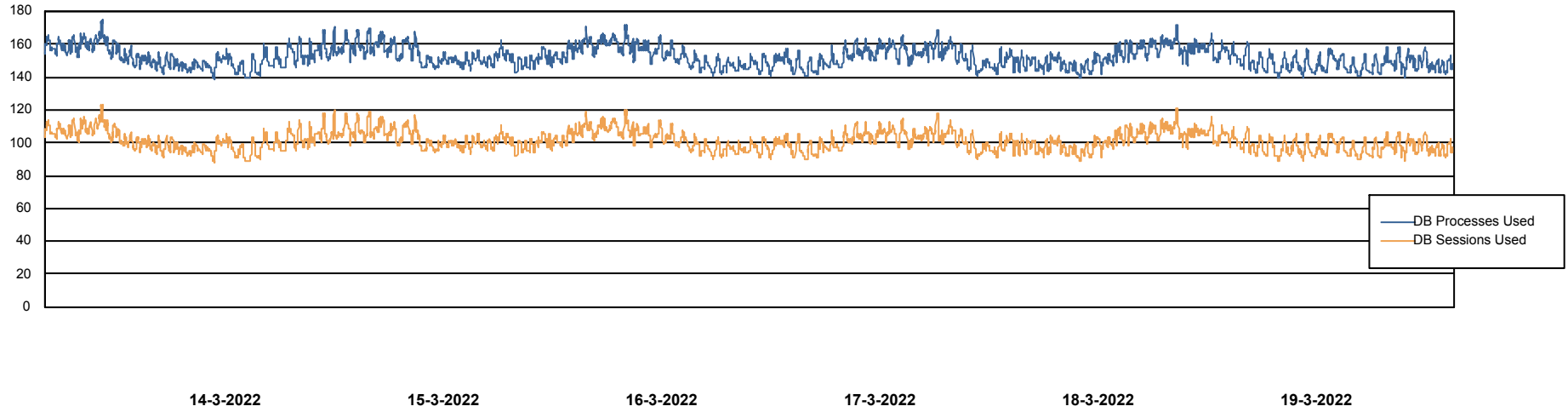
# Weekly SLA Customer Report

Customer LLG\_Production  
Database ID 53



## Database Performance LLGDB\_Production

DB Processes Max 4  
DB Processes Max 300



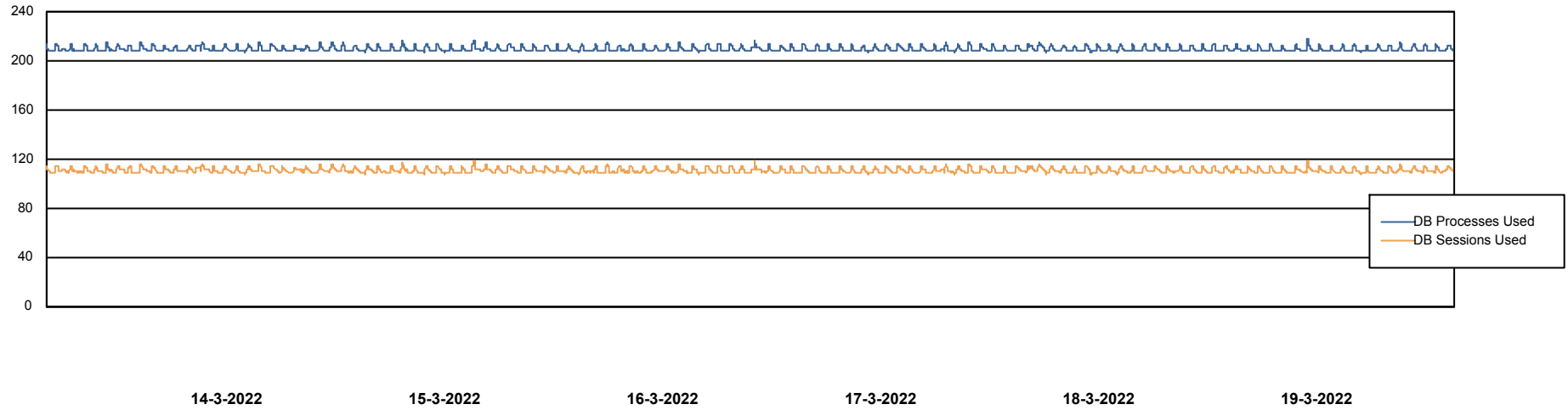
# Weekly SLA Customer Report

Customer LLG\_Production  
Database ID 53



## Database Performance LLGDB\_Standby\_TS2

DB Processes Max 4  
DB Processes Max 0  
DB Processes Max 300



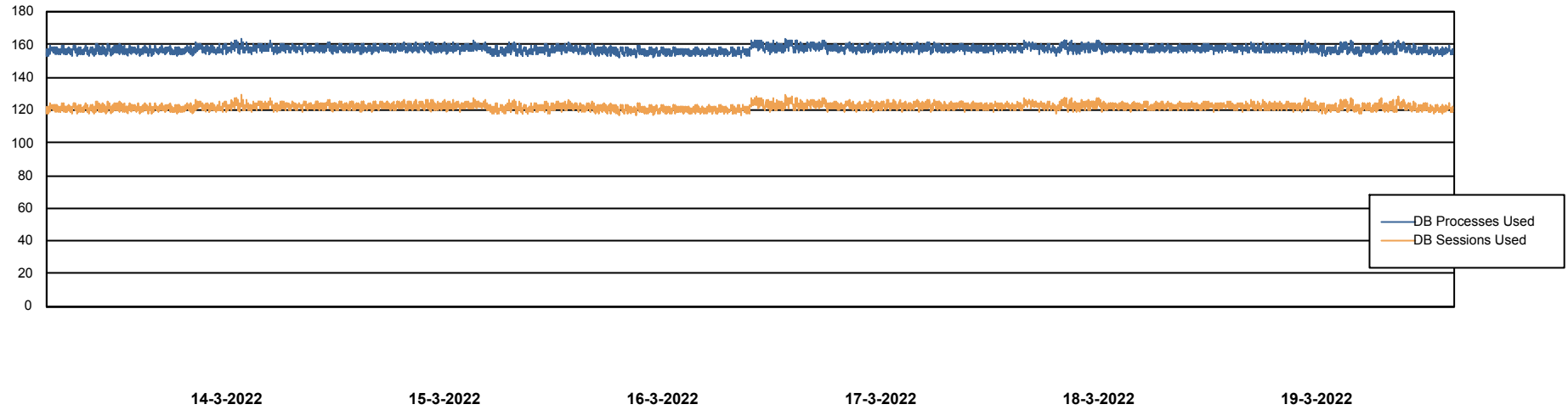
# Weekly SLA Customer Report

Customer LLG\_Production  
Database ID 53



Database Performance LLGDBBI\_Production

DB Processes Max 1,000



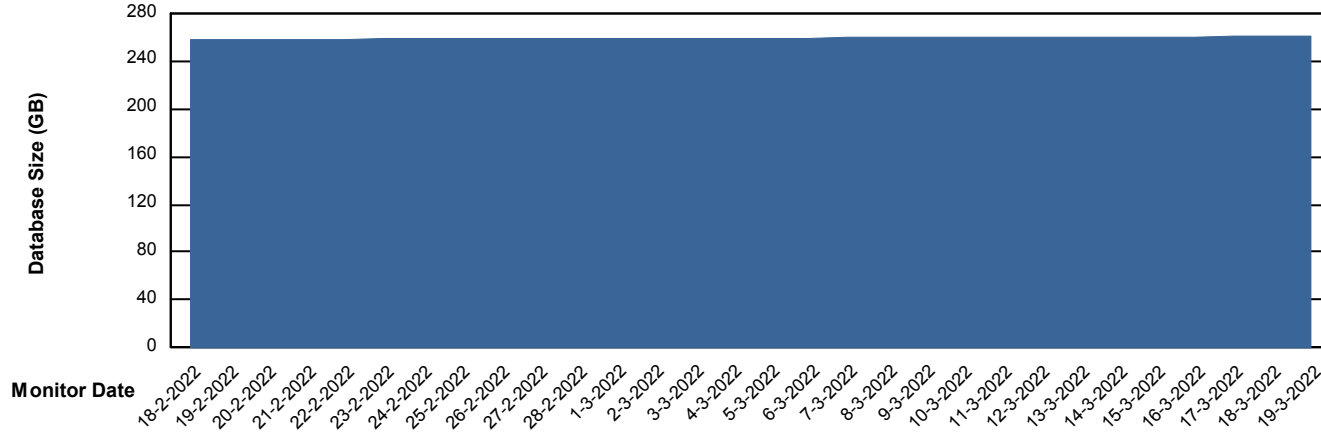
# Weekly SLA Customer Report

Customer LLG\_Production  
Database ID 53



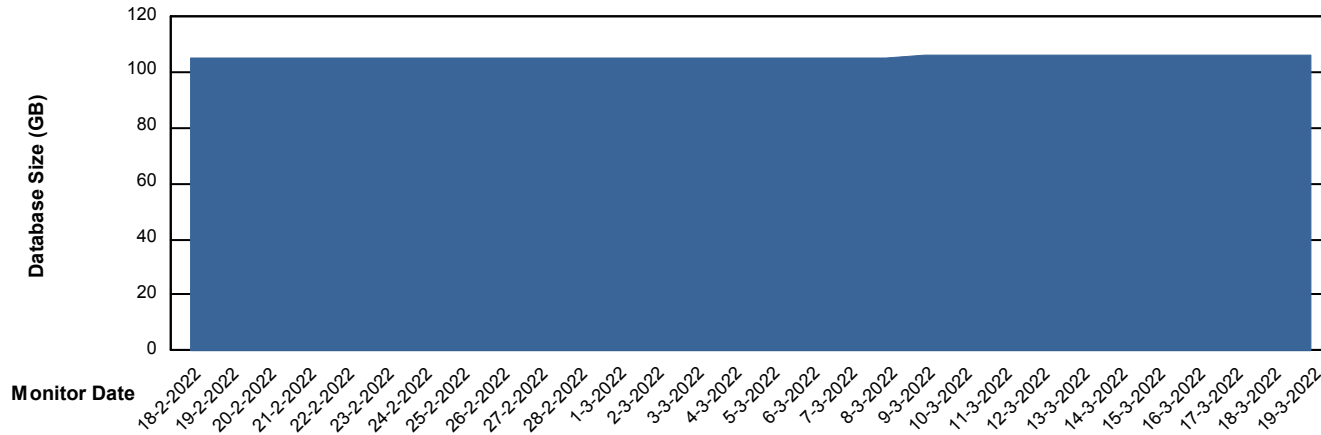
DATABASE SIZE LLGDB\_Production

### Database growth over last month



DATABASE SIZE LLGDBBI\_Production

### Database growth over last month



# Weekly SLA Customer Report

Customer LLG\_Production  
Database ID 53



Database Tablespace LLGDB\_Production

Date	Tablespace Name	Filesize (Gb)	Usedsize (Gb)	Percentage free
19-3-2022	ABSDATA	156	103	34
	INDX	181	148	18
18-3-2022	ABSDATA	156	103	34
	INDX	181	148	18
17-3-2022	ABSDATA	156	103	34
	INDX	181	148	18
16-3-2022	ABSDATA	156	103	34
	INDX	181	148	18
15-3-2022	ABSDATA	156	103	34
	INDX	181	148	18
14-3-2022	ABSDATA	156	103	34
	INDX	181	148	18
13-3-2022	ABSDATA	156	102	34
	INDX	181	148	18

# Weekly SLA Customer Report

Customer LLG\_Production  
 Database ID 53



Database Tablespace LLGDBBI\_Production

Date	Tablespace Name	Filesize (Gb)	Usedsize (Gb)	Percentage free
19-3-2022	ABSDATA	100	47	53
	INDX	120	52	57
18-3-2022	ABSDATA	100	47	53
	INDX	120	52	57
17-3-2022	ABSDATA	100	47	53
	INDX	120	52	57
16-3-2022	ABSDATA	100	47	53
	INDX	120	52	57
15-3-2022	ABSDATA	100	47	53
	INDX	120	52	57
14-3-2022	ABSDATA	100	47	53
	INDX	120	52	57
13-3-2022	ABSDATA	100	47	53
	INDX	120	52	57

BI Status and last ETL error for LLGDBBI\_Production

	ma 14/3/2022	di 15/3/2022	wo 16/3/2022	do 17/3/2022	vr 18/3/2022	za 19/3/2022
<b>ABS DataWarehouse ETL Health</b>	OK	OK	OK	OK	OK	OK
<b>ABS DWHStaging ETL Health</b>	OK	OK	OK	OK	OK	OK

# Weekly SLA Customer Report

Customer LLG\_Production  
Database ID 53



BI last ETL error for	LLGDBBI_Production
wo, 16-03-2022	None
zo, 13-03-2022	None
ma, 14-03-2022	None
di, 15-03-2022	None
wo, 16-03-2022	None
do, 17-03-2022	None
ma, 14-03-2022	None
di, 15-03-2022	None
vr, 18-03-2022	None
za, 19-03-2022	None
do, 17-03-2022	None
vr, 18-03-2022	None
zo, 13-03-2022	None
za, 19-03-2022	None

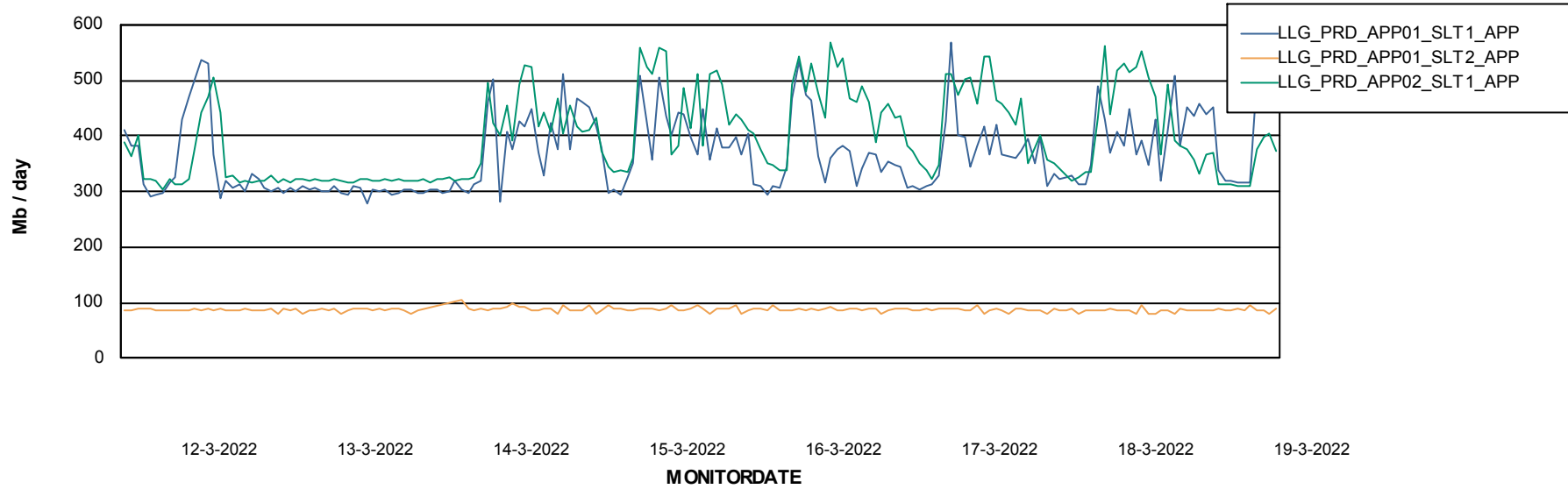
# Weekly SLA Customer Report

Customer LLG\_Production  
Database ID 53



## ABSSolute Application Server Services

### Avg memory used per ABS Server Service



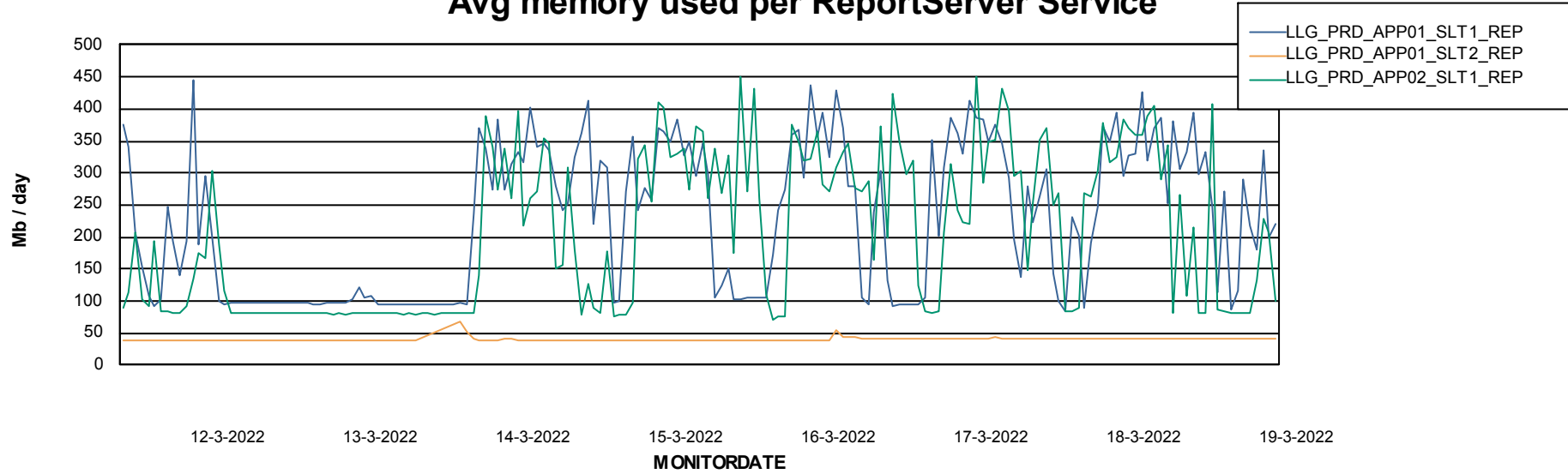
# Weekly SLA Customer Report

Customer LLG\_Production  
Database ID 53

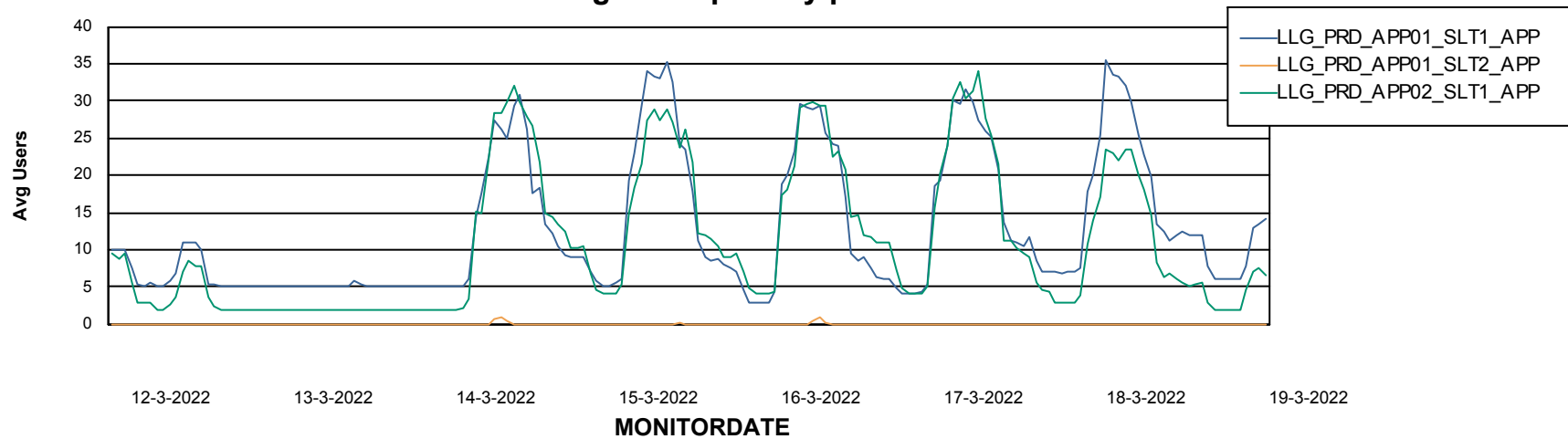


## ABSSolute Application Server Services

### Avg memory used per ReportServer Service



### Avg users per day per ABS server



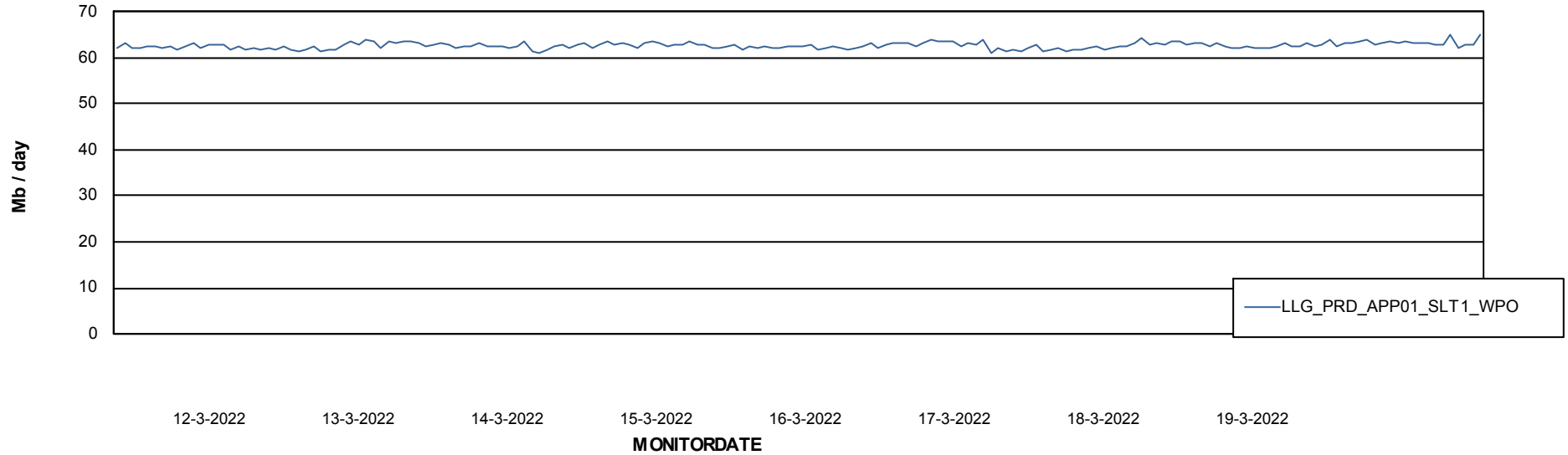
# Weekly SLA Customer Report

Customer LLG\_Production  
Database ID 53



## ABSSolute Application Server Services

### Avg memory used per ABS Web component



# Weekly SLA Customer Report

Customer LLG\_Production  
Database ID 53



## Disaster per ABS component

