

Weekly SLA Customer Report

Customer PCO_Production (Bronze)
Database ID 44



Harddisk Usage PCO_PRD_ORACLE1

	Free disk space on C: (%)	Total disk space on C: (Gb)	Used disk space on C: (Gb)	Free disk space on D: (%)	Total disk space on D: (Gb)	Used disk space on D: (Gb)
12-3-2022	25	447	333	45	1,676	923
11-3-2022	25	447	333	45	1,676	914
10-3-2022	25	447	333	46	1,676	913
9-3-2022	25	447	333	46	1,676	913
8-3-2022	25	447	333	46	1,676	913
7-3-2022	25	447	333	46	1,676	911
6-3-2022	25	447	333	49	1,676	863

Harddisk Usage PCO_PRD_ORACLE2

	Free disk space on C: (%)	Total disk space on C: (Gb)	Used disk space on C: (Gb)	Free disk space on D: (%)	Total disk space on D: (Gb)	Used disk space on D: (Gb)
12-3-2022	52	279	135	21	838	663
11-3-2022	52	279	135	21	838	662
10-3-2022	52	279	135	21	838	662
9-3-2022	52	279	135	21	838	662
8-3-2022	52	279	134	21	838	662
7-3-2022	52	279	134	21	838	662
6-3-2022	52	279	134	21	838	662

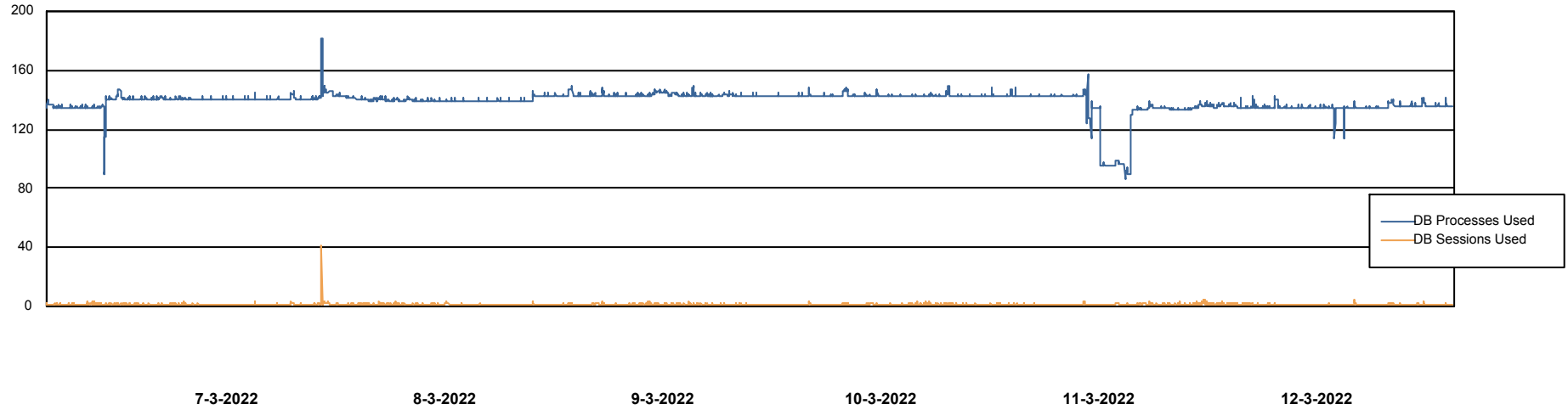
Weekly SLA Customer Report

Customer PCO_Production (Bronze)
Database ID 44



Database Performance PCODB_Production

DB Processes Max 350



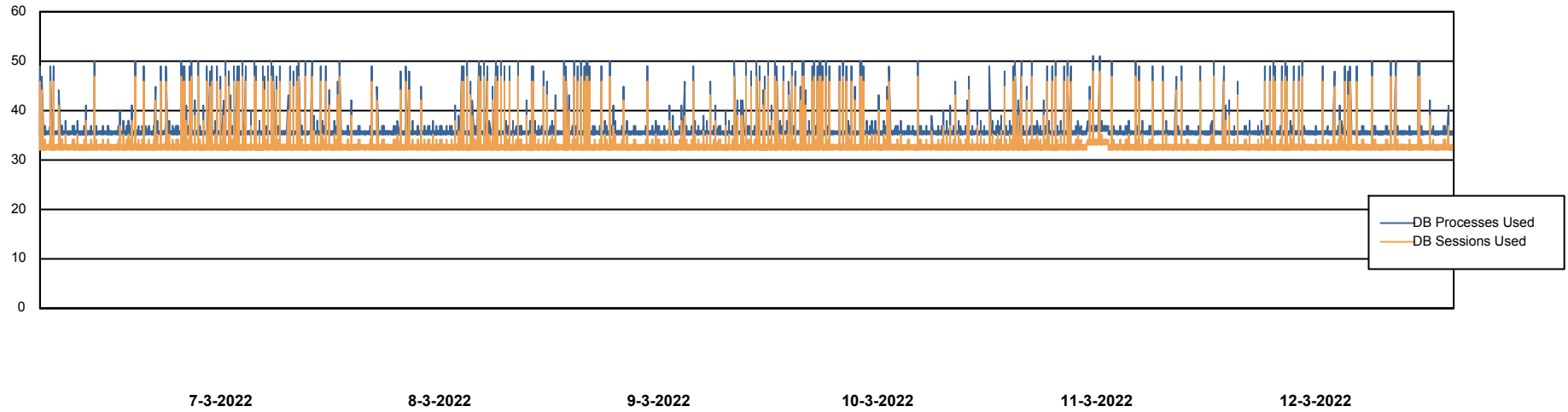
Weekly SLA Customer Report

Customer PCO_Production (Bronze)
Database ID 44



Database Performance PCODB_Standby

DB Processes Max 350



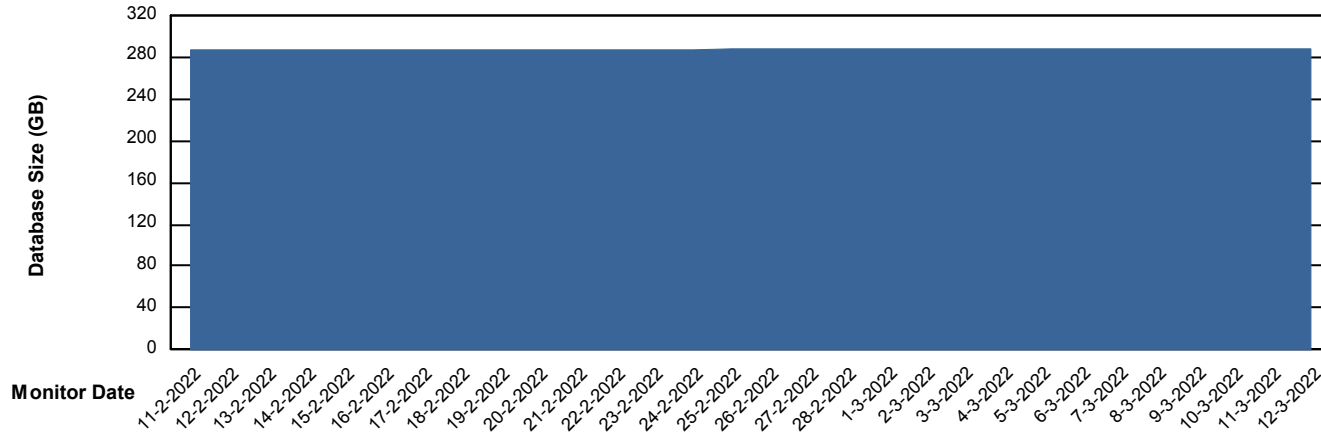
Weekly SLA Customer Report

Customer PCO_Production (Bronze)
 Database ID 44



DATABASE SIZE PCODB_Production

Database growth over last month



Database Tablespace PCODB_Production

Date	Tablespace Name	Filesize (Gb)	Usedsize (Gb)	Percentage free
12-3-2022	ABSDATA	238	110	54
	INDX	329	176	47
11-3-2022	ABSDATA	238	110	54
	INDX	329	176	47
10-3-2022	ABSDATA	238	110	54
	INDX	329	176	47
9-3-2022	ABSDATA	238	110	54
	INDX	329	176	47
8-3-2022	ABSDATA	238	110	54
	INDX	329	176	47
7-3-2022	ABSDATA	238	110	54
	INDX	329	176	47
6-3-2022	ABSDATA	238	110	54
	INDX	329	175	47