

Weekly SLA Customer Report

Customer LLG_Production
Database ID 53



Harddisk Usage LLG_PRD_APP01

	Free disk space on C: (%)	Total disk space on C: (Gb)	Used disk space on C: (Gb)	Free disk space on D: (%)	Total disk space on D: (Gb)	Used disk space on D: (Gb)
12-3-2022	32	200	136	96	200	7
11-3-2022	32	200	136	96	200	7
10-3-2022	32	200	136	96	200	7
9-3-2022	32	200	136	96	200	7
8-3-2022	32	200	136	96	200	7
7-3-2022	32	200	136	96	200	7
6-3-2022	32	200	136	96	200	7

Harddisk Usage LLG_PRD_APP02

	Free disk space on C: (%)	Total disk space on C: (Gb)	Used disk space on C: (Gb)	Free disk space on D: (%)	Total disk space on D: (Gb)	Used disk space on D: (Gb)
12-3-2022	59	200	81	93	200	15
11-3-2022	59	200	81	93	200	15
10-3-2022	59	200	81	93	200	15
9-3-2022	59	200	81	93	200	15
8-3-2022	59	200	81	93	200	15
7-3-2022	59	200	81	93	200	15
6-3-2022	59	200	81	93	200	15

Weekly SLA Customer Report

Customer LLG_Production
Database ID 53



Harddisk Usage LLG_PRD_BI02

	Free disk space on C: (%)	Total disk space on C: (Gb)	Used disk space on C: (Gb)	Free disk space on D: (%)	Total disk space on D: (Gb)	Used disk space on D: (Gb)
12-3-2022	60	150	61	55	685	312
11-3-2022	60	150	60	55	685	311
10-3-2022	60	150	60	55	685	311
9-3-2022	60	150	60	55	685	311
8-3-2022	60	150	60	55	685	311
7-3-2022	60	150	60	55	685	311
6-3-2022	60	150	60	55	685	311

Harddisk Usage LLG_PRD_ORS01

	Free disk space on C: (%)	Total disk space on C: (Gb)	Used disk space on C: (Gb)	Free disk space on D: (%)	Total disk space on D: (Gb)	Used disk space on D: (Gb)	Free disk space on E: (%)	Total disk space on E: (Gb)	Used disk space on E: (Gb)
12-3-2022	83	279	46	58	928	388	48	749	390
11-3-2022	83	279	46	58	928	389	49	749	384
10-3-2022	83	279	46	58	928	389	48	749	388
9-3-2022	83	279	46	58	928	389	43	749	424
8-3-2022	83	279	46	58	928	389	45	749	410
7-3-2022	83	279	46	58	928	389	49	749	381
6-3-2022	83	279	46	58	928	388	49	749	379

Weekly SLA Customer Report

Customer LLG_Production
Database ID 53



Harddisk Usage LLG_PRD_OR02

	Free disk space on C: (%)	Total disk space on C: (Gb)	Used disk space on C: (Gb)	Free disk space on D: (%)	Total disk space on D: (Gb)	Used disk space on D: (Gb)	Free disk space on E: (%)	Total disk space on E: (Gb)	Used disk space on E: (Gb)
12-3-2022	87	279	36	88	1,117	131	93	559	38
11-3-2022	87	279	36	88	1,117	131	93	559	38
10-3-2022	87	279	36	88	1,117	131	93	559	38
9-3-2022	87	279	36	88	1,117	131	93	559	38
8-3-2022	87	279	36	88	1,117	131	93	559	38
7-3-2022	87	279	36	88	1,117	131	93	559	38
6-3-2022	87	279	36	88	1,117	131	93	559	38

Harddisk Usage LLG_PRD_TS2

	Free disk space on C: (%)	Total disk space on C: (Gb)	Used disk space on C: (Gb)	Free disk space on D: (%)	Total disk space on D: (Gb)	Used disk space on D: (Gb)	Free disk space on E: (%)	Total disk space on E: (Gb)	Used disk space on E: (Gb)
12-3-2022	23	279	215	63	993	365	59	684	282
11-3-2022	23	279	215	63	993	365	59	684	283
10-3-2022	23	279	215	63	993	365	59	684	283
9-3-2022	23	279	215	63	993	365	59	684	283
8-3-2022	23	279	215	63	993	365	58	684	285
7-3-2022	23	279	215	63	993	365	52	684	329
6-3-2022	23	279	215	63	993	365	59	684	282

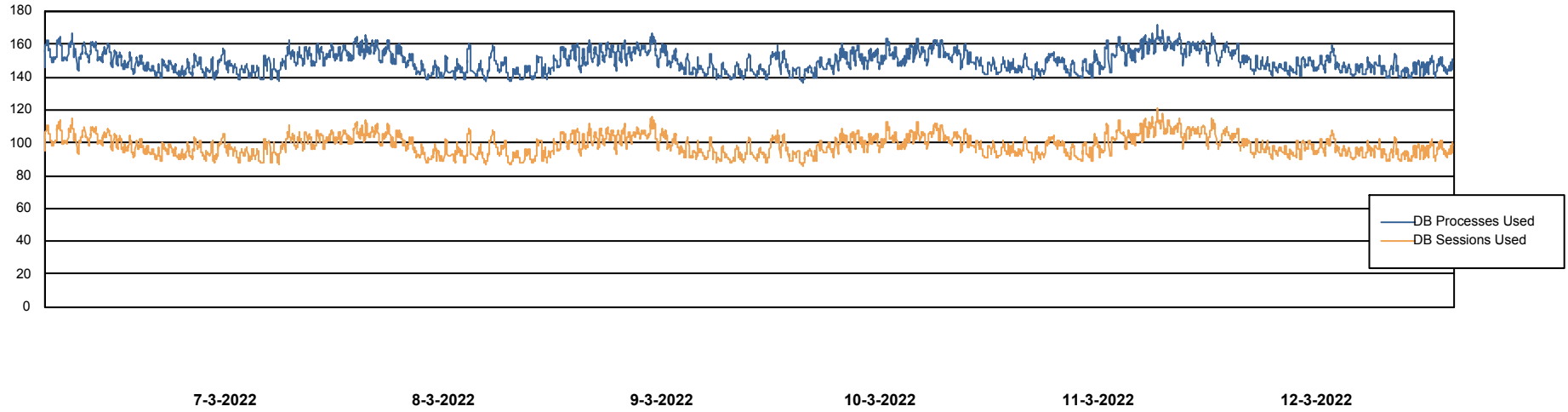
Weekly SLA Customer Report

Customer LLG_Production
Database ID 53



Database Performance LLGDB_Production

DB Processes Max 4
DB Processes Max 300



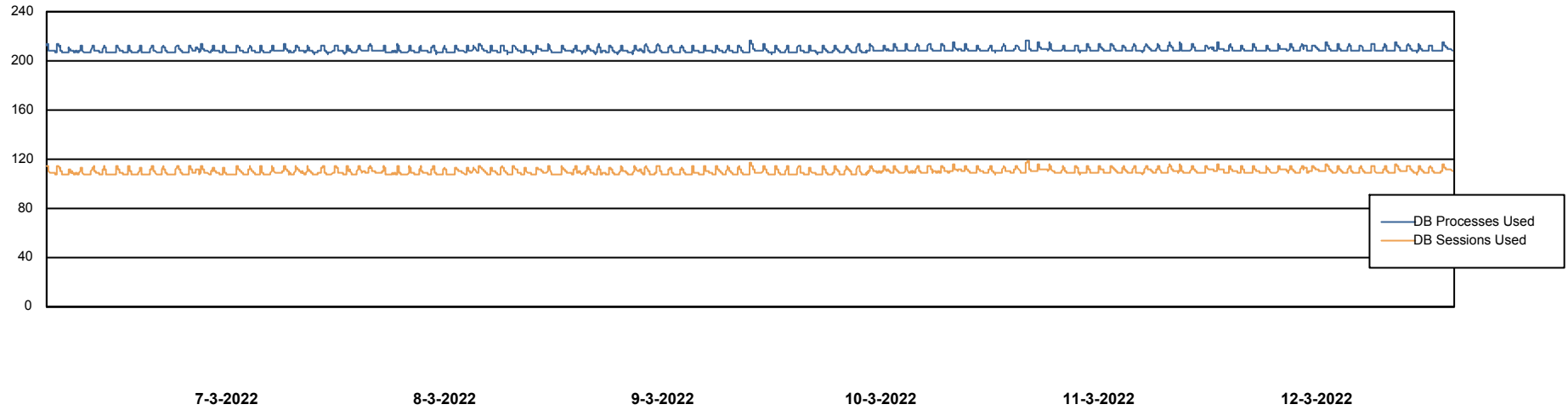
Weekly SLA Customer Report

Customer LLG_Production
Database ID 53



Database Performance LLGDB_Standby_TS2

DB Processes Max 0
DB Processes Max 300
DB Processes Max 4



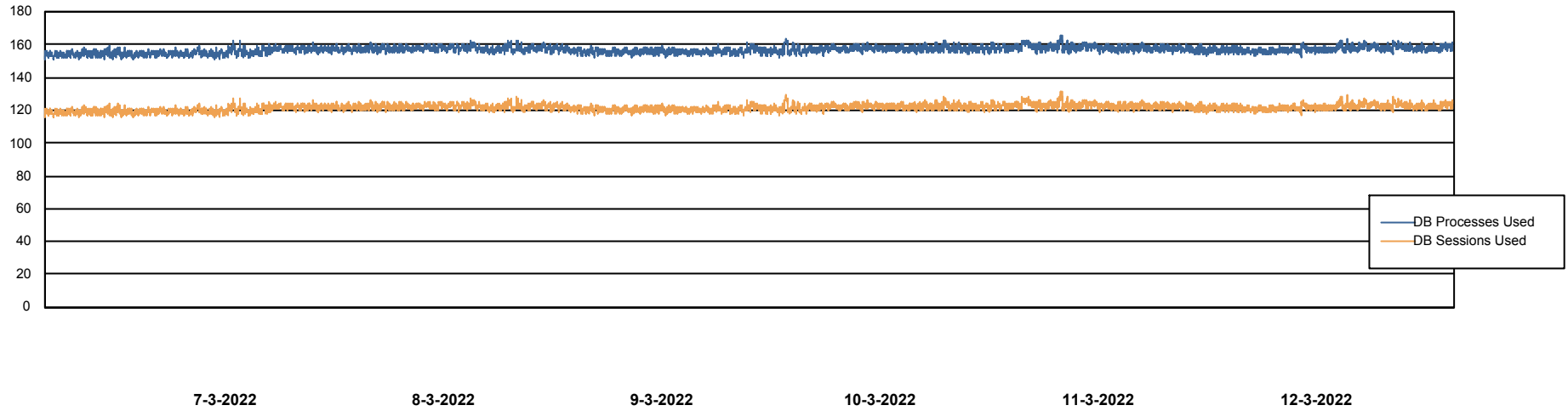
Weekly SLA Customer Report

Customer LLG_Production
Database ID 53



Database Performance LLGDBBI_Production

DB Processes Max 1,000



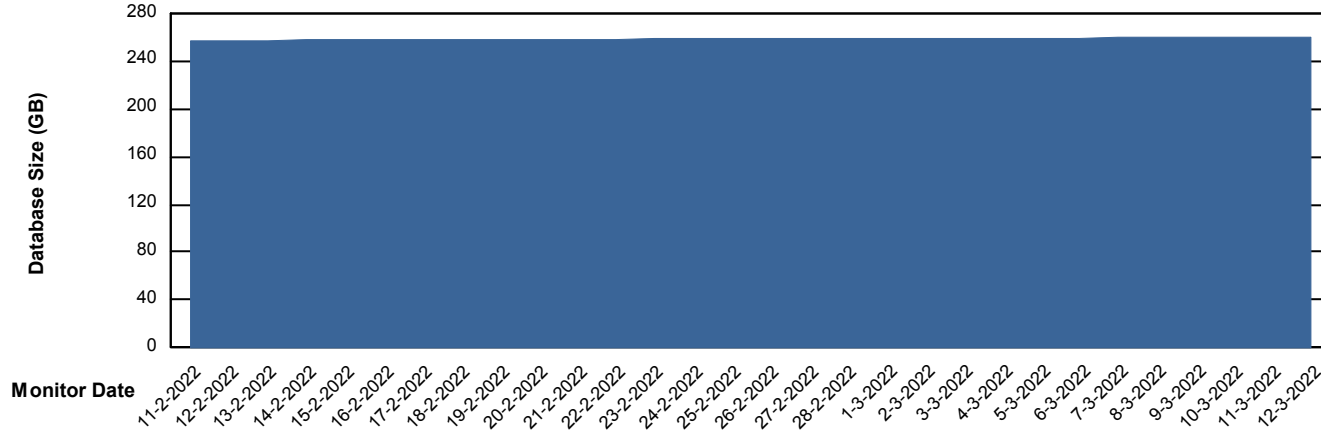
Weekly SLA Customer Report

Customer LLG_Production
Database ID 53



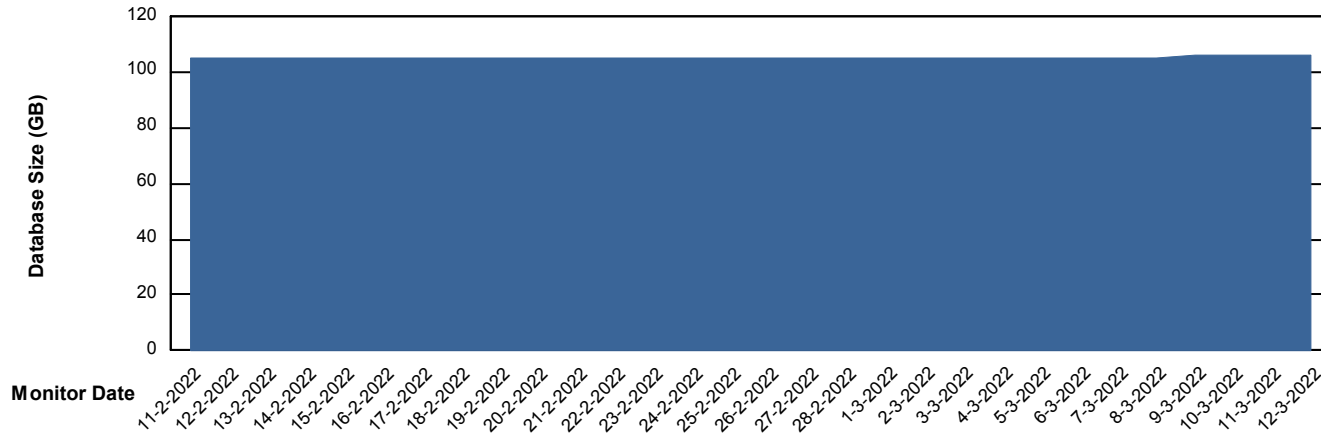
DATABASE SIZE LLGDB_Production

Database growth over last month



DATABASE SIZE LLGDBBI_Production

Database growth over last month



Weekly SLA Customer Report

Customer LLG_Production
Database ID 53



Database Tablespace LLGDB_Production

Date	Tablespace Name	Filesize (Gb)	Usedsize (Gb)	Percentage free
12-3-2022	ABSDATA	156	102	34
	INDX	181	148	18
11-3-2022	ABSDATA	156	102	34
	INDX	181	148	18
10-3-2022	ABSDATA	156	102	34
	INDX	181	148	18
9-3-2022	ABSDATA	156	102	34
	INDX	181	148	18
8-3-2022	ABSDATA	156	102	34
	INDX	181	148	18
7-3-2022	ABSDATA	156	102	34
	INDX	181	148	18
6-3-2022	ABSDATA	156	102	34
	INDX	181	147	19

Weekly SLA Customer Report

Customer LLG_Production
 Database ID 53



Database Tablespace LLGDBBI_Production

Date	Tablespace Name	Filesize (Gb)	Usedsize (Gb)	Percentage free
12-3-2022	ABSDATA	100	47	53
	INDX	120	52	57
11-3-2022	ABSDATA	100	47	53
	INDX	120	52	57
10-3-2022	ABSDATA	100	47	53
	INDX	120	52	57
9-3-2022	ABSDATA	100	47	53
	INDX	120	52	57
8-3-2022	ABSDATA	100	47	53
	INDX	120	52	57
7-3-2022	ABSDATA	100	47	53
	INDX	120	52	57
6-3-2022	ABSDATA	100	47	53
	INDX	120	52	57

BI Status and last ETL error for LLGDBBI_Production

	ma 7/3/2022	di 8/3/2022	wo 9/3/2022	do 10/3/2022	vr 11/3/2022	za 12/3/2022
ABS DataWarehouse ETL Health	OK	OK	OK	OK	OK	OK
ABS DWHStaging ETL Health	OK	OK	OK	OK	OK	OK

Weekly SLA Customer Report

Customer LLG_Production
Database ID 53



BI last ETL error for	LLGDBBI_Production
do, 10-03-2022	None
wo, 9-03-2022	None
do, 10-03-2022	None
za, 12-03-2022	None
di, 8-03-2022	None
ma, 7-03-2022	None
vr, 11-03-2022	None
zo, 6-03-2022	None
wo, 9-03-2022	None
vr, 11-03-2022	None
za, 12-03-2022	None
zo, 6-03-2022	None
di, 8-03-2022	None
ma, 7-03-2022	None

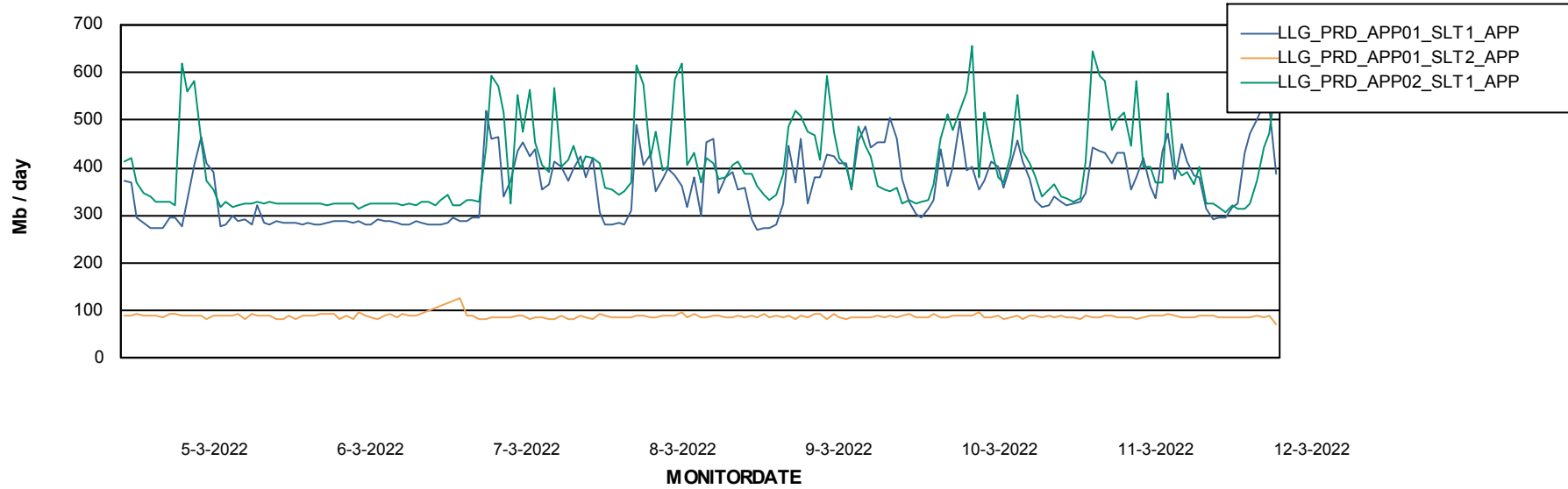
Weekly SLA Customer Report

Customer LLG_Production
Database ID 53



ABSSolute Application Server Services

Avg memory used per ABS Server Service



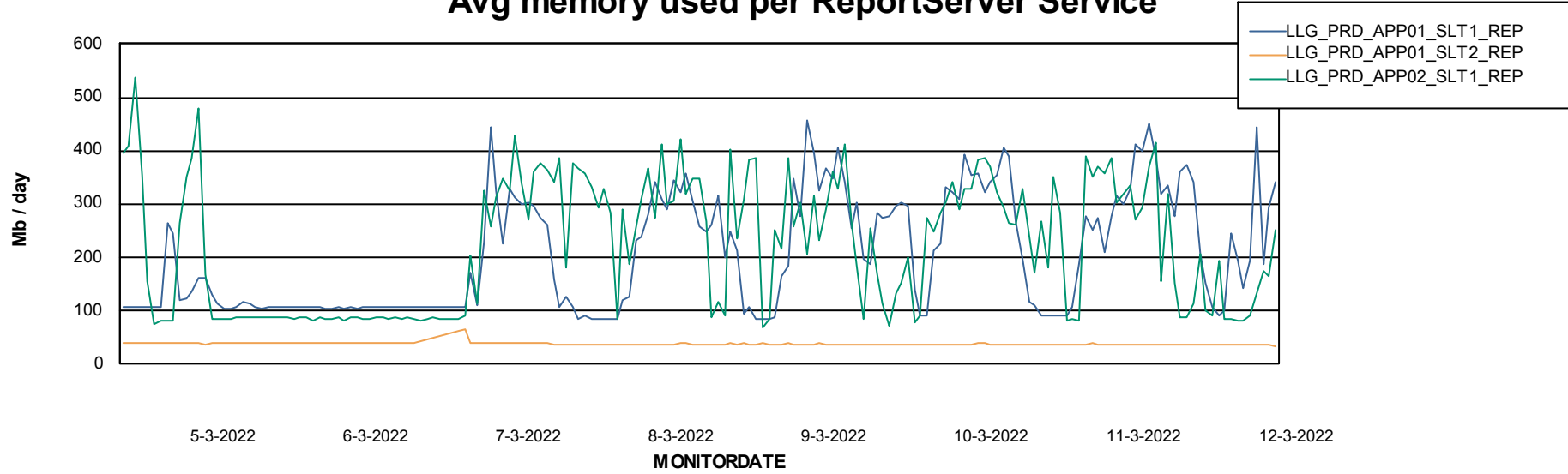
Weekly SLA Customer Report

Customer LLG_Production
Database ID 53

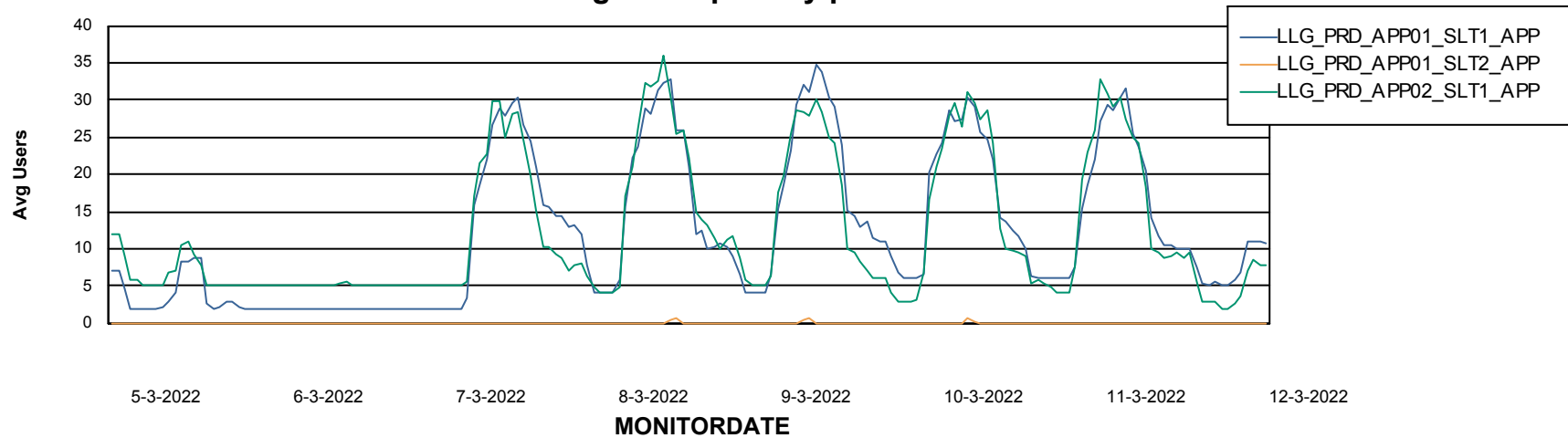


ABSolute Application Server Services

Avg memory used per ReportServer Service



Avg users per day per ABS server



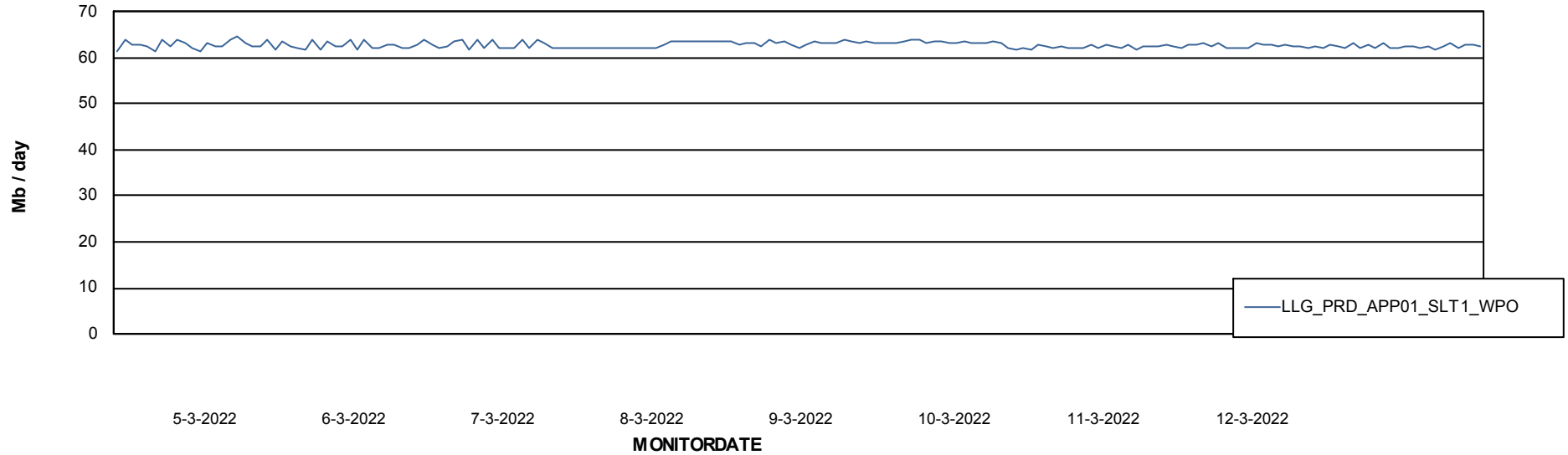
Weekly SLA Customer Report

Customer LLG_Production
Database ID 53



ABSSolute Application Server Services

Avg memory used per ABS Web component



Weekly SLA Customer Report

Customer LLG_Production
Database ID 53



Disaster per ABS component

