

# Weekly SLA Customer Report

Customer VEN\_Production  
Database ID 35



## Harddisk Usage VEN\_PRD\_VENABS06\_DB

	Free disk space on C: (%)	Total disk space on C: (Gb)	Used disk space on C: (Gb)	Free disk space on D: (%)	Total disk space on D: (Gb)	Used disk space on D: (Gb)	Free disk space on E: (%)	Total disk space on E: (Gb)	Used disk space on E: (Gb)
5-3-2022	57	102	44	30	601	420	50	400	200
4-3-2022	57	102	44	30	601	420	54	400	183
3-3-2022	57	102	44	30	601	420	54	400	182
2-3-2022	57	102	44	30	601	420	54	400	182
1-3-2022	57	102	44	30	601	420	54	400	182
28-2-2022	57	102	44	30	601	420	55	400	182
27-2-2022	56	102	45	30	601	420	55	400	182

## Harddisk Usage VEN\_PRD\_VENABS07\_SB-DB

	Free disk space on C: (%)	Total disk space on C: (Gb)	Used disk space on C: (Gb)	Free disk space on D: (%)	Total disk space on D: (Gb)	Used disk space on D: (Gb)	Free disk space on E: (%)	Total disk space on E: (Gb)	Used disk space on E: (Gb)
5-3-2022	54	102	47	24	850	648	90	400	39
4-3-2022	54	102	47	24	850	648	90	400	40
3-3-2022	54	102	47	24	850	648	90	400	39
2-3-2022	54	102	47	24	850	648	90	400	40
1-3-2022	54	102	47	24	850	648	90	400	39
28-2-2022	53	102	48	24	850	648	90	400	39
27-2-2022	52	102	49	24	850	648	90	400	39

# Weekly SLA Customer Report

Customer VEN\_Production  
 Database ID 35



Harddisk Usage VEN\_PRD\_VENABS08\_BI

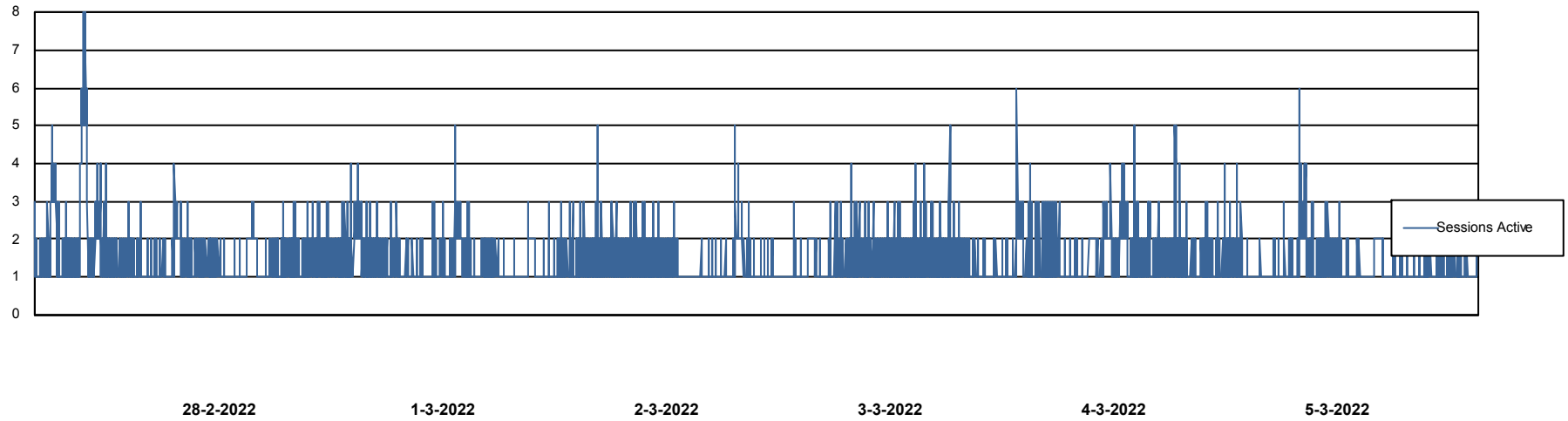
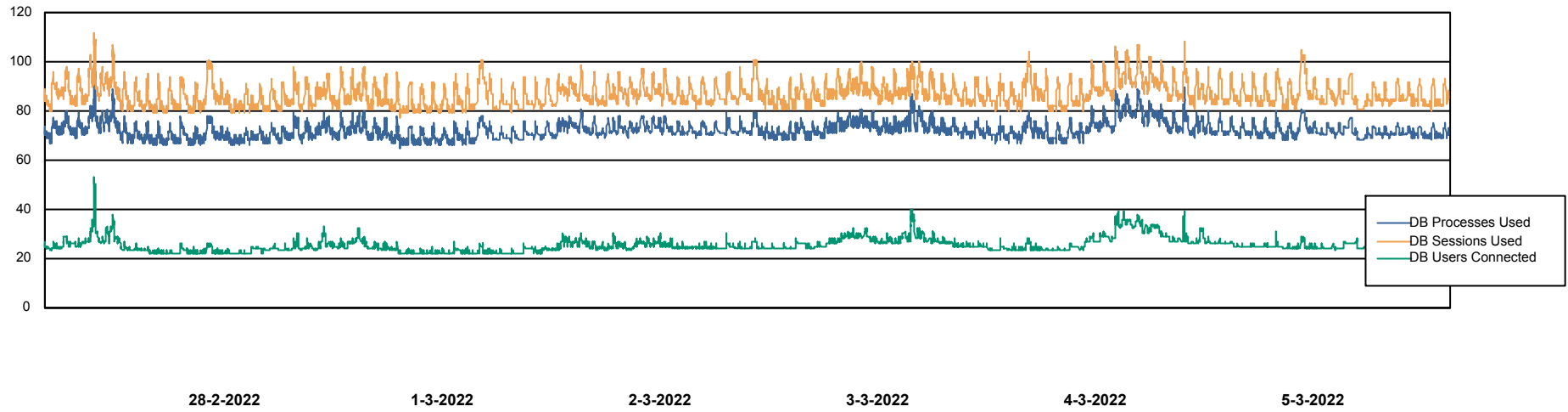
	Free disk space on C: (%)	Total disk space on C: (Gb)	Used disk space on C: (Gb)	Free disk space on D: (%)	Total disk space on D: (Gb)	Used disk space on D: (Gb)
5-3-2022	40	102	61	27	601	440
4-3-2022	40	102	61	27	601	439
3-3-2022	40	102	61	27	601	439
2-3-2022	40	102	61	27	601	439
1-3-2022	40	102	61	27	601	439
28-2-2022	40	102	62	27	601	439
27-2-2022	39	102	62	27	601	439

# Weekly SLA Customer Report

Customer VEN\_Production  
Database ID 35



## Database Performance VENDB\_Production



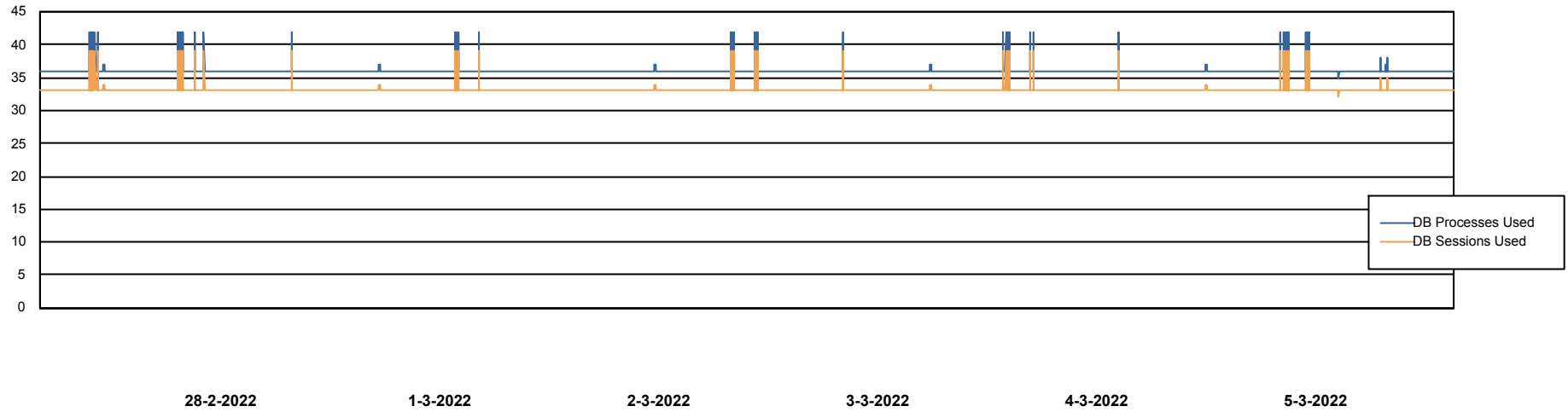
# Weekly SLA Customer Report

Customer VEN\_Production  
Database ID 35



Database Performance VENDB\_Standby

DB Processes Max 300



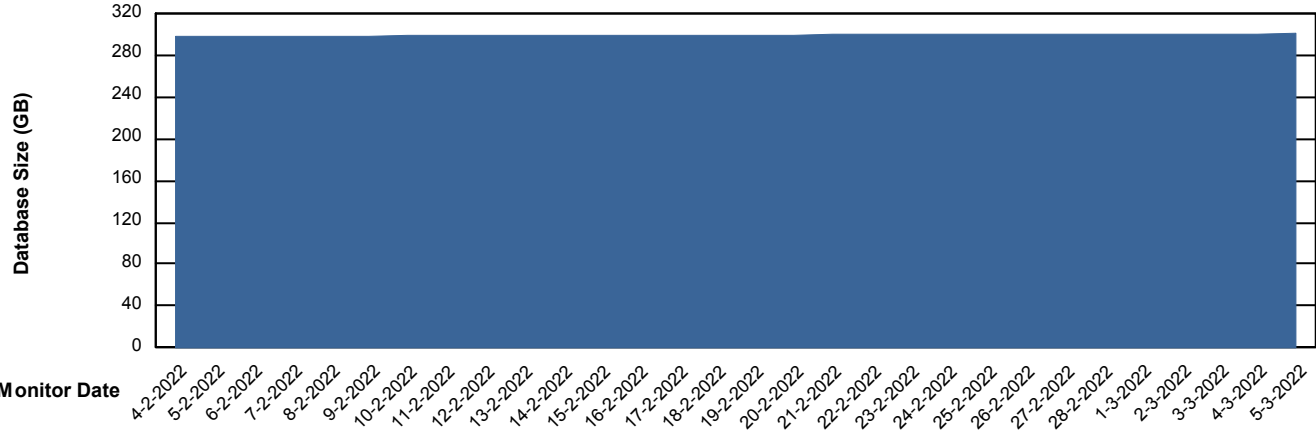
# Weekly SLA Customer Report

Customer VEN\_Production  
 Database ID 35



DATABASE SIZE VENDB\_Production

Database growth over last month



Database Tablespace VENDB\_Production

Date	Tablespace Name	Filesize (Gb)	Usedsize (Gb)	Percentage free
5-3-2022	ABSDATA	186	151	19
	INDX	169	140	17
4-3-2022	ABSDATA	186	151	19
	INDX	169	140	17
3-3-2022	ABSDATA	186	151	19
	INDX	169	140	17
2-3-2022	ABSDATA	186	151	19
	INDX	169	140	17
1-3-2022	ABSDATA	186	151	19
	INDX	169	140	17
28-2-2022	ABSDATA	186	151	19
	INDX	169	140	17
27-2-2022	ABSDATA	186	151	19
	INDX	169	140	17

# Weekly SLA Customer Report

Customer VEN\_Production  
Database ID 35



Standby Database Health VEN\_Production

### Recovery lag for last 7 days

