

Weekly SLA Customer Report

Customer PCO_Production
 Database ID 44



Harddisk Usage PCO_PRD_ORACLE1

	Free disk space on C: (%)	Total disk space on C: (Gb)	Used disk space on C: (Gb)	Free disk space on D: (%)	Total disk space on D: (Gb)	Used disk space on D: (Gb)
26-2-2022	22	447	346	46	1,676	908
25-2-2022	22	447	346	46	1,676	900
24-2-2022	22	447	346	46	1,676	900
23-2-2022	22	447	346	43	1,676	949
22-2-2022	22	447	346	42	1,676	974
21-2-2022	22	447	346	42	1,676	977
20-2-2022	22	447	346	42	1,676	979

Harddisk Usage PCO_PRD_ORACLE2

	Free disk space on C: (%)	Total disk space on C: (Gb)	Used disk space on C: (Gb)	Free disk space on D: (%)	Total disk space on D: (Gb)	Used disk space on D: (Gb)
26-2-2022	51	279	136	21	838	662
25-2-2022	51	279	136	21	838	662
24-2-2022	51	279	136	21	838	661
23-2-2022	51	279	136	21	838	661
22-2-2022	51	279	136	21	838	661
21-2-2022	51	279	136	21	838	664
20-2-2022	51	279	136	21	838	666

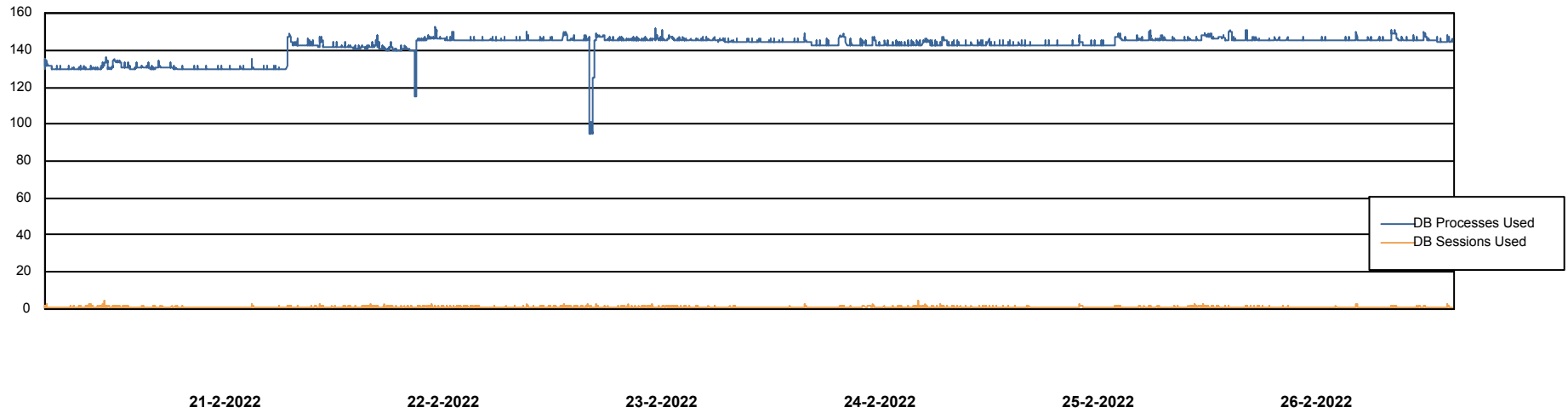
Weekly SLA Customer Report

Customer PCO_Production
Database ID 44



Database Performance PCODB_Production

DB Processes Max 350



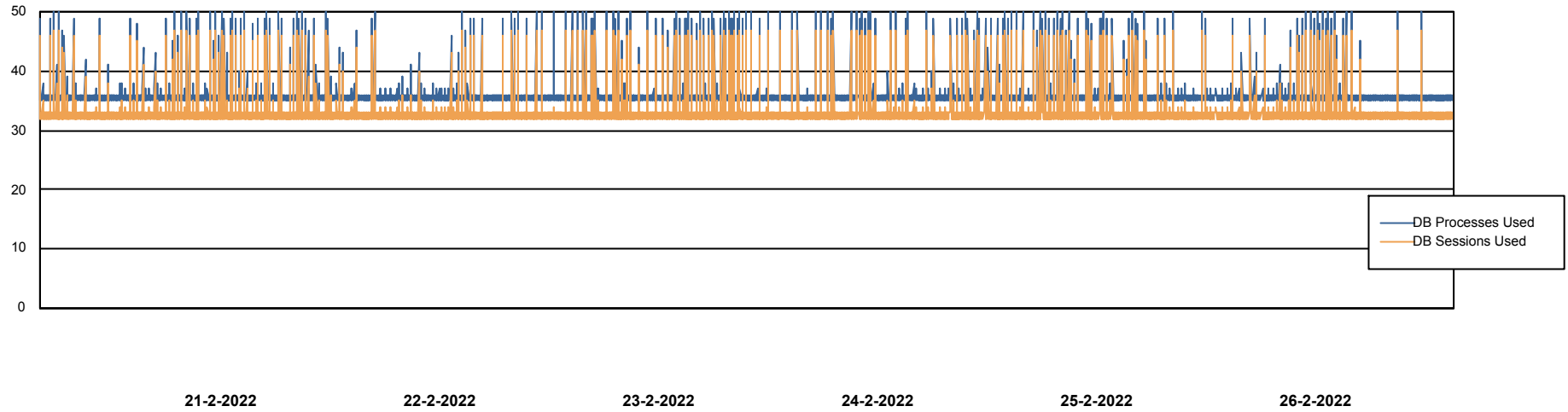
Weekly SLA Customer Report

Customer PCO_Production
Database ID 44



Database Performance PCODB_Standby

DB Processes Max 350



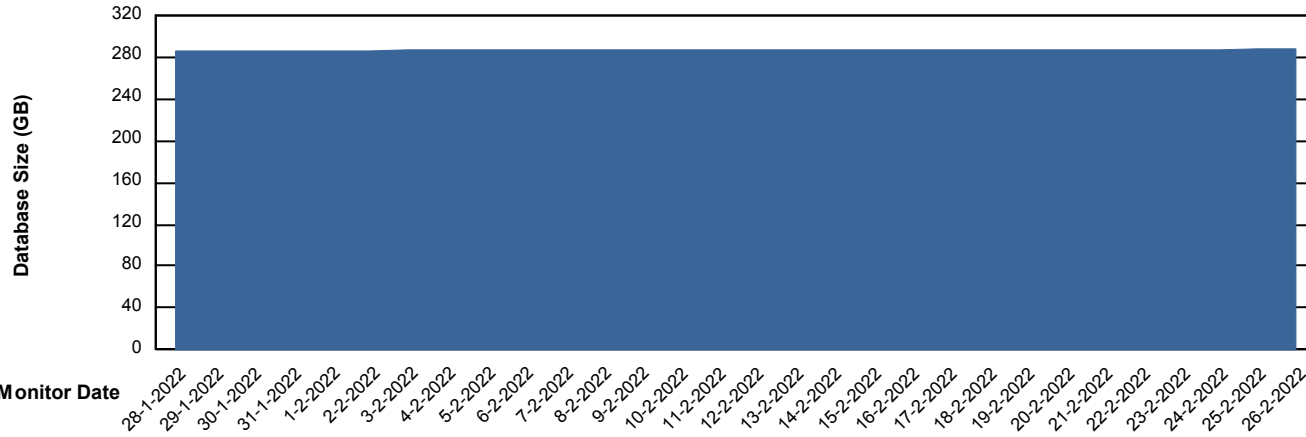
Weekly SLA Customer Report

Customer PCO_Production
 Database ID 44



DATABASE SIZE PCODB_Production

Database growth over last month



Database Tablespace PCODB_Production

Date	Tablespace Name	Filesize (Gb)	Usedsize (Gb)	Percentage free
26-2-2022	ABSDATA	238	110	54
	INDX	329	175	47
25-2-2022	ABSDATA	238	110	54
	INDX	329	175	47
24-2-2022	ABSDATA	238	110	54
	INDX	329	175	47
23-2-2022	ABSDATA	238	110	54
	INDX	329	175	47
22-2-2022	ABSDATA	238	110	54
	INDX	329	175	47
21-2-2022	ABSDATA	238	110	54
	INDX	329	175	47
20-2-2022	ABSDATA	238	110	54
	INDX	329	175	47