

# Weekly SLA Customer Report

Customer LLG\_Production  
 Database ID 53



Harddisk Usage LLG\_PRD\_APP01

	Free disk space on C: (%)	Total disk space on C: (Gb)	Used disk space on C: (Gb)	Free disk space on D: (%)	Total disk space on D: (Gb)	Used disk space on D: (Gb)
26-2-2022	32	200	136	96	200	7
25-2-2022	32	200	136	96	200	7
24-2-2022	32	200	136	96	200	7
23-2-2022	32	200	136	96	200	7
22-2-2022	32	200	136	96	200	7
21-2-2022	32	200	136	96	200	7
20-2-2022	32	200	136	96	200	7

Harddisk Usage LLG\_PRD\_APP02

	Free disk space on C: (%)	Total disk space on C: (Gb)	Used disk space on C: (Gb)	Free disk space on D: (%)	Total disk space on D: (Gb)	Used disk space on D: (Gb)
26-2-2022	59	200	81	93	200	15
25-2-2022	59	200	81	93	200	15
24-2-2022	59	200	81	93	200	15
23-2-2022	59	200	81	93	200	15
22-2-2022	59	200	81	93	200	15
21-2-2022	59	200	81	93	200	15
20-2-2022	59	200	81	93	200	15

# Weekly SLA Customer Report

Customer LLG\_Production  
Database ID 53



## Harddisk Usage LLG\_PRD\_BI02

	Free disk space on C: (%)	Total disk space on C: (Gb)	Used disk space on C: (Gb)	Free disk space on D: (%)	Total disk space on D: (Gb)	Used disk space on D: (Gb)
26-2-2022	60	150	60	55	685	311
25-2-2022	60	150	60	55	685	311
24-2-2022	60	150	60	55	685	311
23-2-2022	60	150	60	55	685	311
22-2-2022	60	150	60	55	685	311
21-2-2022	60	150	60	55	685	311
20-2-2022	60	150	60	55	685	311

## Harddisk Usage LLG\_PRD\_OR01

	Free disk space on C: (%)	Total disk space on C: (Gb)	Used disk space on C: (Gb)	Free disk space on D: (%)	Total disk space on D: (Gb)	Used disk space on D: (Gb)	Free disk space on E: (%)	Total disk space on E: (Gb)	Used disk space on E: (Gb)
26-2-2022	83	279	46	58	928	388	48	749	386
25-2-2022	83	279	46	58	928	389	49	749	380
24-2-2022	83	279	46	58	928	389	49	749	381
23-2-2022	83	279	46	58	928	389	49	749	381
22-2-2022	83	279	46	58	928	389	49	749	380
21-2-2022	83	279	46	58	928	389	50	749	375
20-2-2022	83	279	46	58	928	388	55	749	335

# Weekly SLA Customer Report

Customer LLG\_Production  
Database ID 53



## Harddisk Usage LLG\_PRD\_OR02

	Free disk space on C: (%)	Total disk space on C: (Gb)	Used disk space on C: (Gb)	Free disk space on D: (%)	Total disk space on D: (Gb)	Used disk space on D: (Gb)	Free disk space on E: (%)	Total disk space on E: (Gb)	Used disk space on E: (Gb)
26-2-2022	87	279	36	88	1,117	131	93	559	38
25-2-2022	87	279	36	88	1,117	131	93	559	38
24-2-2022	87	279	36	88	1,117	131	93	559	38
23-2-2022	87	279	36	88	1,117	131	93	559	38
22-2-2022	87	279	36	88	1,117	131	93	559	38
21-2-2022	87	279	36	88	1,117	131	93	559	38
20-2-2022	87	279	36	88	1,117	131	93	559	38

## Harddisk Usage LLG\_PRD\_TS2

	Free disk space on C: (%)	Total disk space on C: (Gb)	Used disk space on C: (Gb)	Free disk space on D: (%)	Total disk space on D: (Gb)	Used disk space on D: (Gb)	Free disk space on E: (%)	Total disk space on E: (Gb)	Used disk space on E: (Gb)
26-2-2022	23	279	215	63	993	365	59	684	280
25-2-2022	23	279	215	63	993	365	59	684	280
24-2-2022	23	279	215	63	993	365	59	684	280
23-2-2022	23	279	215	63	993	365	59	684	280
22-2-2022	23	279	215	63	993	365	59	684	283
21-2-2022	23	279	215	63	993	365	52	684	329
20-2-2022	23	279	215	63	993	365	59	684	279

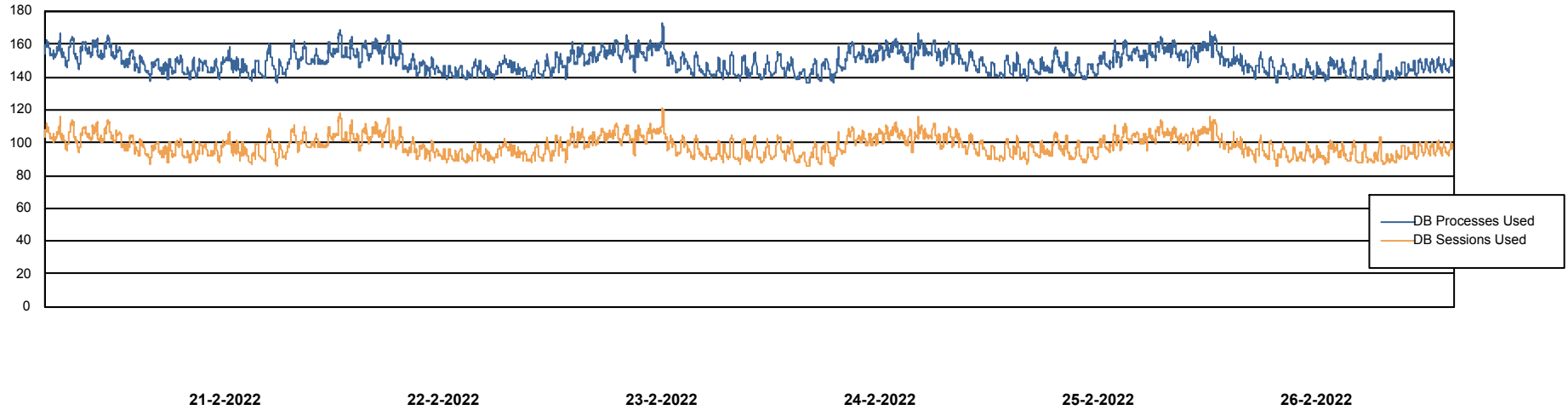
# Weekly SLA Customer Report

Customer LLG\_Production  
Database ID 53



## Database Performance LLGDB\_Production

DB Processes Max 4  
DB Processes Max 300



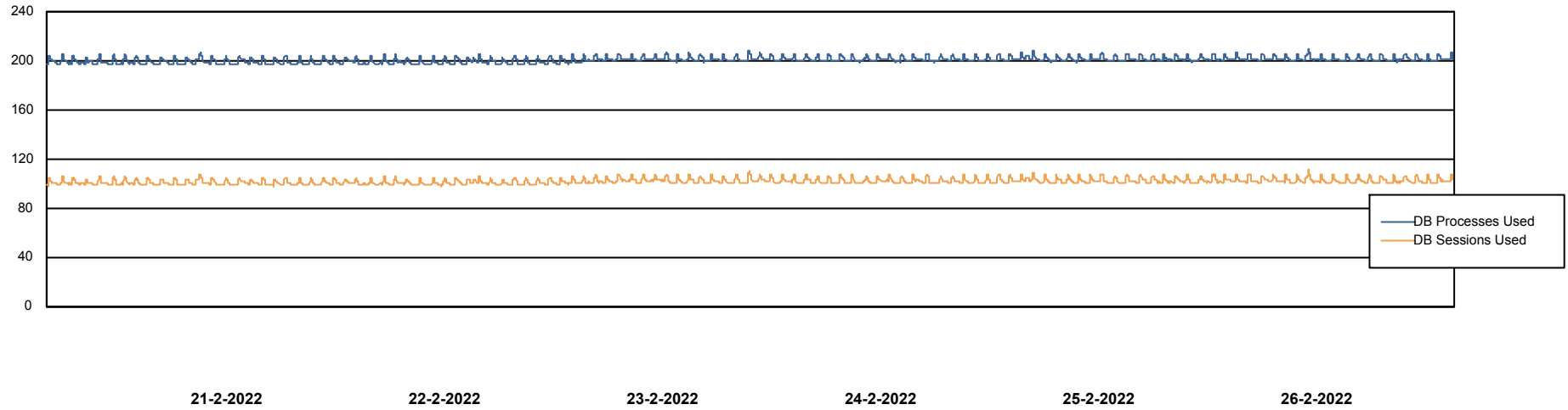
# Weekly SLA Customer Report

Customer LLG\_Production  
Database ID 53



## Database Performance LLGDB\_Standby\_TS2

DB Processes Max 0  
DB Processes Max 4  
DB Processes Max 300



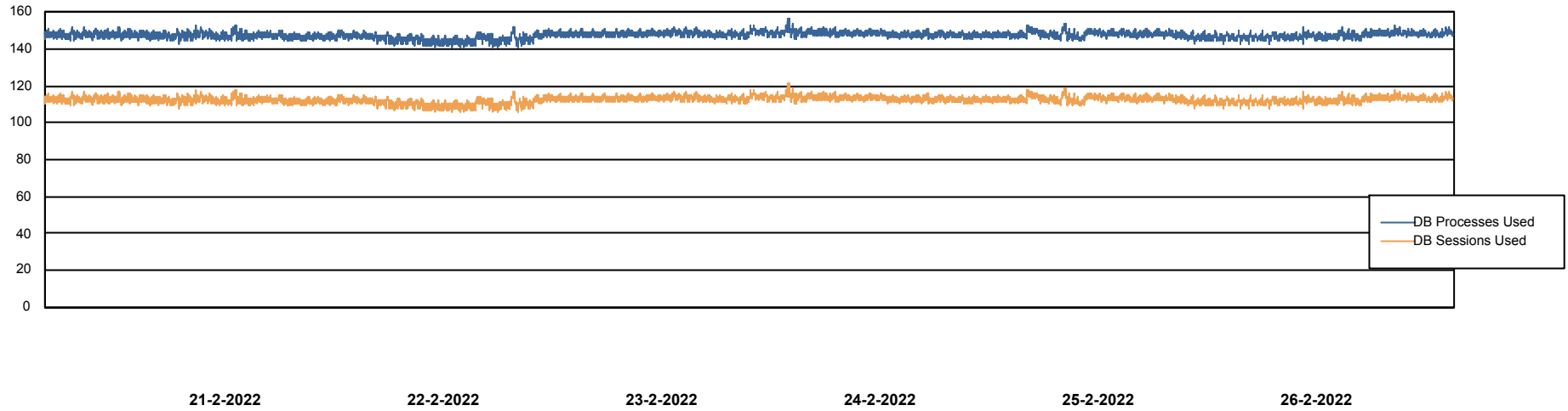
# Weekly SLA Customer Report

Customer LLG\_Production  
Database ID 53



Database Performance LLGDBBI\_Production

DB Processes Max 1,000



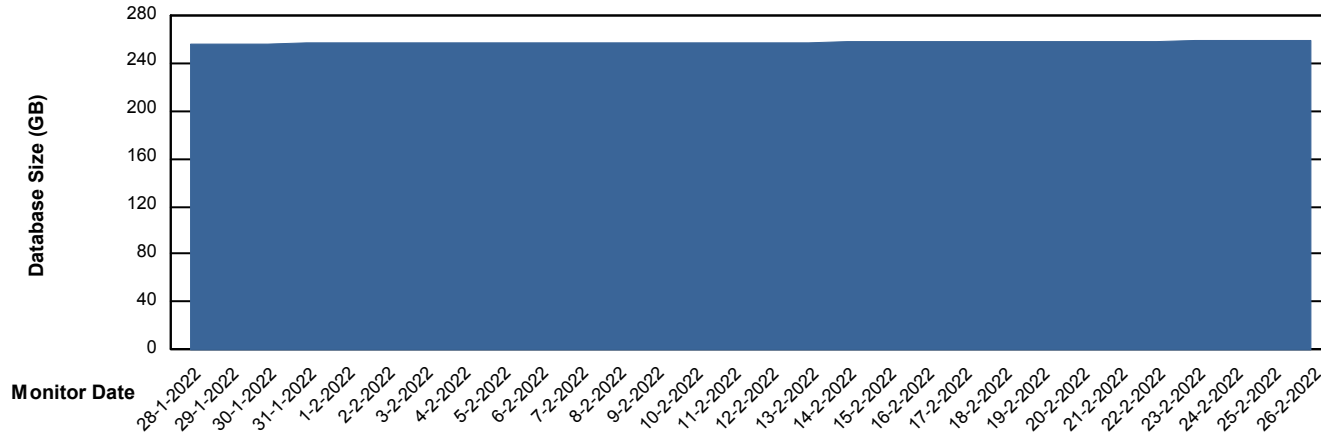
# Weekly SLA Customer Report

Customer LLG\_Production  
Database ID 53



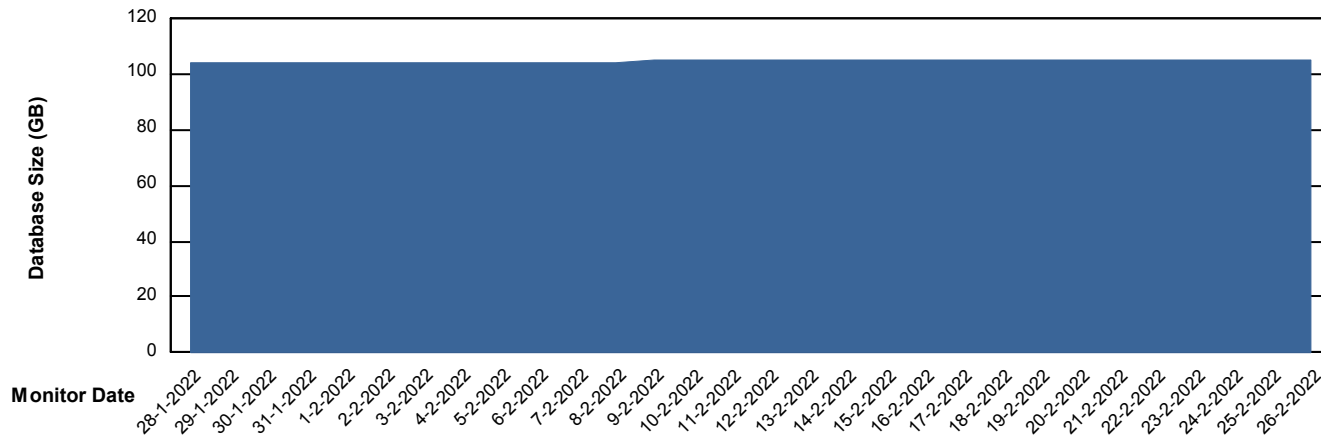
DATABASE SIZE LLGDB\_Production

### Database growth over last month



DATABASE SIZE LLGDBBI\_Production

### Database growth over last month



# Weekly SLA Customer Report

Customer LLG\_Production  
Database ID 53



Database Tablespace LLGDB\_Production

Date	Tablespace Name	Filesize (Gb)	Usedsize (Gb)	Percentage free
26-2-2022	ABSDATA	156	102	35
	INDX	181	147	19
25-2-2022	ABSDATA	156	102	35
	INDX	181	147	19
24-2-2022	ABSDATA	156	102	35
	INDX	181	147	19
23-2-2022	ABSDATA	156	102	35
	INDX	181	147	19
22-2-2022	ABSDATA	156	102	35
	INDX	181	147	19
21-2-2022	ABSDATA	156	102	35
	INDX	181	147	19
20-2-2022	ABSDATA	156	102	35
	INDX	181	147	19

# Weekly SLA Customer Report

Customer LLG\_Production  
 Database ID 53



Database Tablespace LLGDBBI\_Production

Date	Tablespace Name	Filesize (Gb)	Usedsize (Gb)	Percentage free
26-2-2022	ABSDATA	100	47	53
	INDX	120	52	57
25-2-2022	ABSDATA	100	47	53
	INDX	120	52	57
24-2-2022	ABSDATA	100	47	53
	INDX	120	52	57
23-2-2022	ABSDATA	100	47	53
	INDX	120	52	57
22-2-2022	ABSDATA	100	47	53
	INDX	120	52	57
21-2-2022	ABSDATA	100	47	53
	INDX	120	51	57
20-2-2022	ABSDATA	100	47	53
	INDX	120	51	57

BI Status and last ETL error for LLGDBBI\_Production

	ma 21/2/2022	di 22/2/2022	wo 23/2/2022	do 24/2/2022	vr 25/2/2022	za 26/2/2022
<b>ABS DataWarehouse ETL Health</b>	OK	OK	OK	OK	OK	OK
<b>ABS DWHStaging ETL Health</b>	OK	OK	OK	OK	OK	OK

# Weekly SLA Customer Report

Customer LLG\_Production  
Database ID 53



BI last ETL error for	LLGDBBI_Production
vr, 25-02-2022	None
zo, 20-02-2022	None
za, 26-02-2022	None
vr, 25-02-2022	None
za, 26-02-2022	None
di, 22-02-2022	None
wo, 23-02-2022	None
do, 24-02-2022	None
ma, 21-02-2022	None
ma, 21-02-2022	None
wo, 23-02-2022	None
zo, 20-02-2022	None
di, 22-02-2022	None
do, 24-02-2022	None

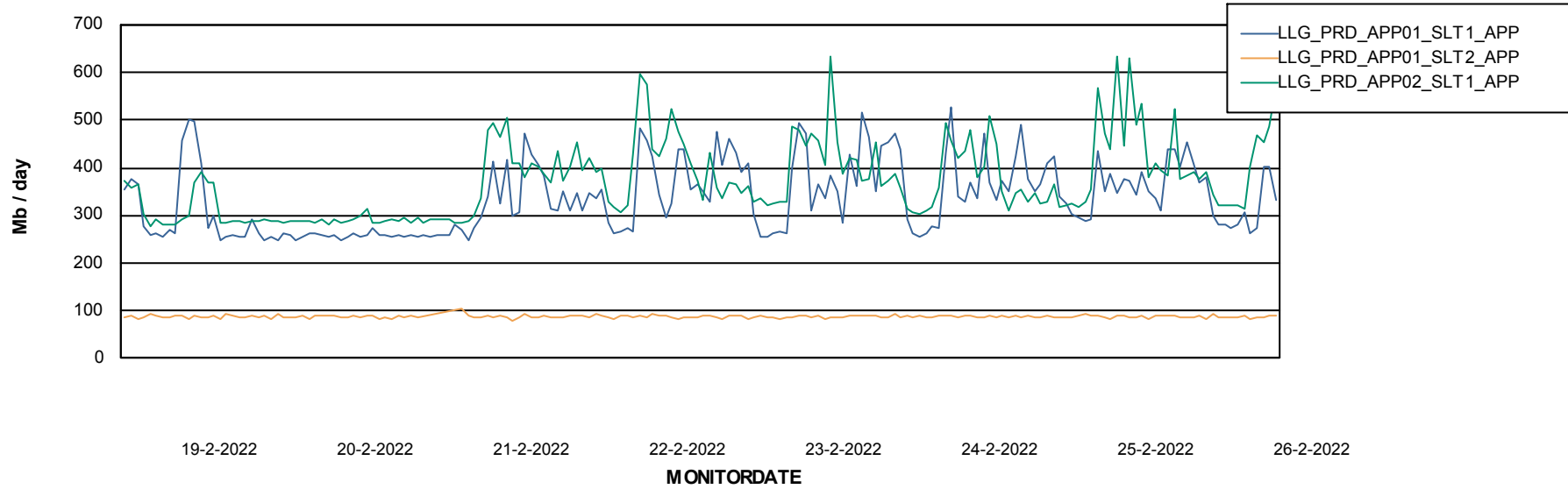
# Weekly SLA Customer Report

Customer LLG\_Production  
Database ID 53



## ABSSolute Application Server Services

### Avg memory used per ABS Server Service



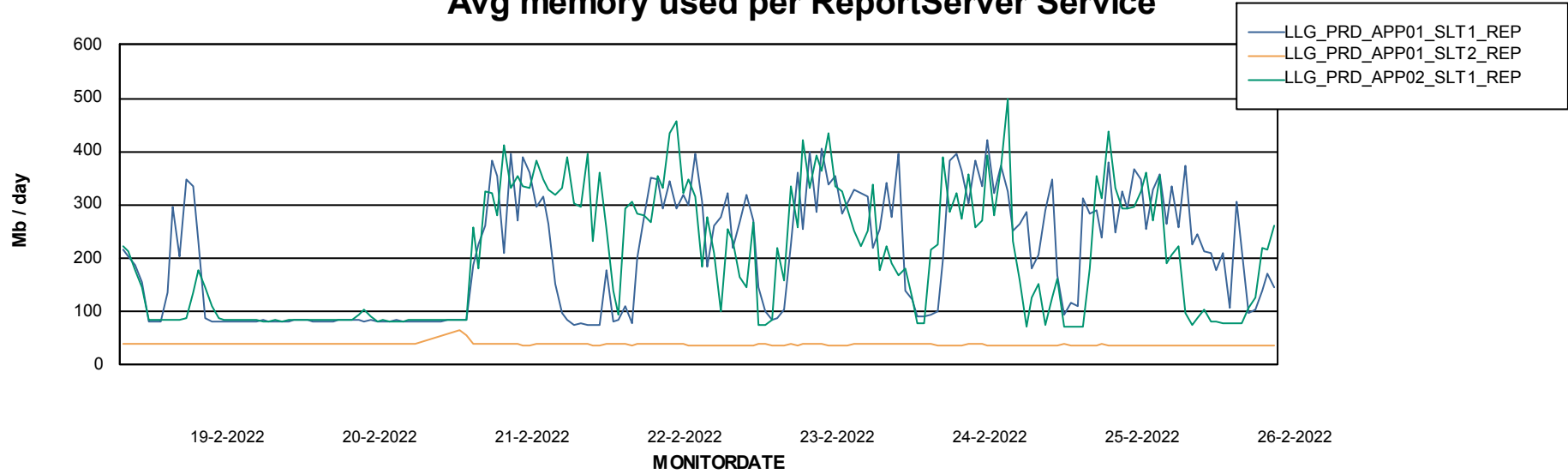
# Weekly SLA Customer Report

Customer LLG\_Production  
Database ID 53

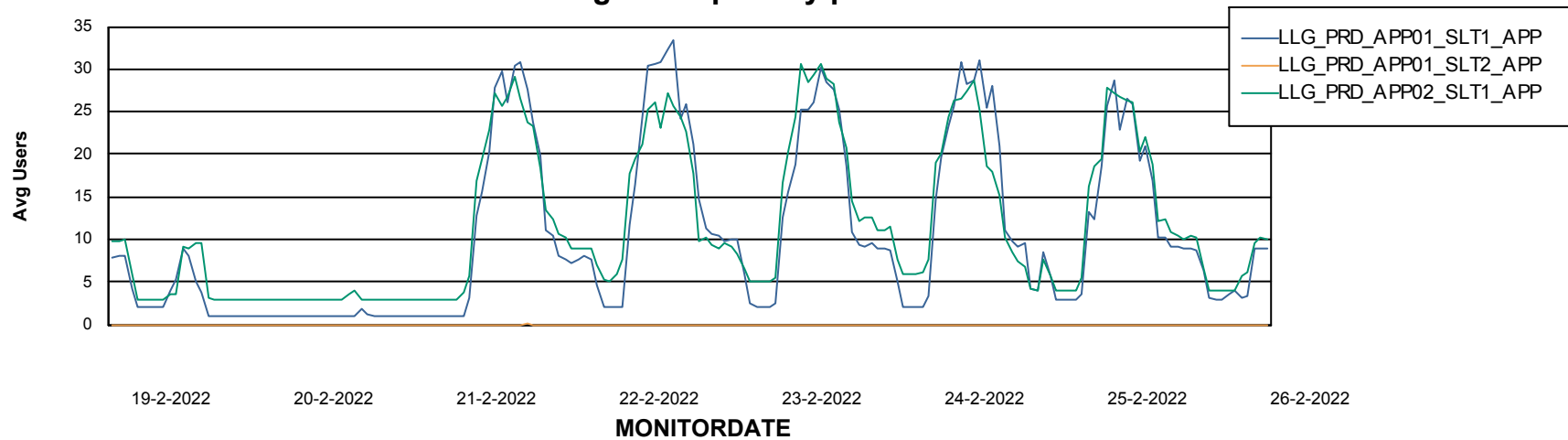


## ABSSolute Application Server Services

### Avg memory used per ReportServer Service



### Avg users per day per ABS server



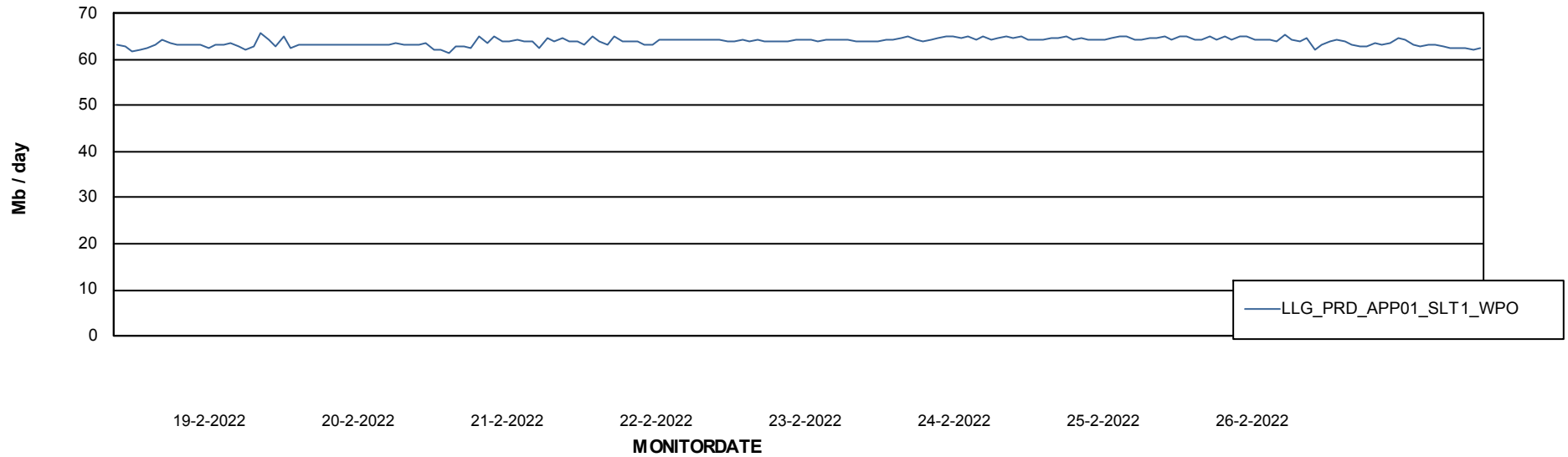
# Weekly SLA Customer Report

Customer LLG\_Production  
Database ID 53



## ABSSolute Application Server Services

### Avg memory used per ABS Web component



# Weekly SLA Customer Report

Customer LLG\_Production  
Database ID 53



## Disaster per ABS component

