

# Weekly SLA Customer Report

Customer LLG\_Production  
Database ID 53



## Harddisk Usage LLG\_PRD\_APP01

	Free disk space on C: (%)	Total disk space on C: (Gb)	Used disk space on C: (Gb)	Free disk space on D: (%)	Total disk space on D: (Gb)	Used disk space on D: (Gb)
19-2-2022	32	200	136	96	200	7
18-2-2022	32	200	136	96	200	7
17-2-2022	32	200	135	96	200	7
16-2-2022	32	200	135	96	200	7
15-2-2022	32	200	135	96	200	7
14-2-2022	32	200	135	96	200	7
13-2-2022	32	200	135	97	200	7

## Harddisk Usage LLG\_PRD\_APP02

	Free disk space on C: (%)	Total disk space on C: (Gb)	Used disk space on C: (Gb)	Free disk space on D: (%)	Total disk space on D: (Gb)	Used disk space on D: (Gb)
19-2-2022	59	200	81	93	200	15
18-2-2022	59	200	81	93	200	15
17-2-2022	59	200	81	93	200	15
16-2-2022	59	200	81	93	200	15
15-2-2022	59	200	81	93	200	15
14-2-2022	59	200	81	93	200	15
13-2-2022	59	200	81	93	200	15

# Weekly SLA Customer Report

Customer LLG\_Production  
Database ID 53



## Harddisk Usage LLG\_PRD\_BI02

	Free disk space on C: (%)	Total disk space on C: (Gb)	Used disk space on C: (Gb)	Free disk space on D: (%)	Total disk space on D: (Gb)	Used disk space on D: (Gb)
19-2-2022	60	150	60	55	685	311
18-2-2022	60	150	60	55	685	311
17-2-2022	60	150	60	55	685	311
16-2-2022	60	150	60	55	685	311
15-2-2022	60	150	60	55	685	311
14-2-2022	60	150	60	55	685	311
13-2-2022	60	150	60	55	685	311

## Harddisk Usage LLG\_PRD\_OR01

	Free disk space on C: (%)	Total disk space on C: (Gb)	Used disk space on C: (Gb)	Free disk space on D: (%)	Total disk space on D: (Gb)	Used disk space on D: (Gb)	Free disk space on E: (%)	Total disk space on E: (Gb)	Used disk space on E: (Gb)
19-2-2022	83	279	46	58	928	388	48	749	392
18-2-2022	83	279	46	58	928	389	44	749	418
17-2-2022	83	279	46	58	928	389	46	749	403
16-2-2022	83	279	46	58	928	389	49	749	380
15-2-2022	83	279	46	58	928	389	49	749	382
14-2-2022	84	279	46	58	928	389	44	749	417
13-2-2022	83	279	46	58	928	388	46	749	404

# Weekly SLA Customer Report

Customer LLG\_Production  
 Database ID 53



Harddisk Usage LLG\_PRD\_OR02

	Free disk space on C: (%)	Total disk space on C: (Gb)	Used disk space on C: (Gb)	Free disk space on D: (%)	Total disk space on D: (Gb)	Used disk space on D: (Gb)	Free disk space on E: (%)	Total disk space on E: (Gb)	Used disk space on E: (Gb)
19-2-2022	87	279	36	88	1,117	131	93	559	38
18-2-2022	87	279	36	88	1,117	131	93	559	38
17-2-2022	87	279	36	88	1,117	131	93	559	38
16-2-2022	87	279	36	88	1,117	131	93	559	38
15-2-2022	87	279	36	88	1,117	131	93	559	38
14-2-2022	87	279	36	88	1,117	131	93	559	38
13-2-2022	87	279	36	88	1,117	131	93	559	38

Harddisk Usage LLG\_PRD\_TS2

	Free disk space on C: (%)	Total disk space on C: (Gb)	Used disk space on C: (Gb)	Free disk space on D: (%)	Total disk space on D: (Gb)	Used disk space on D: (Gb)	Free disk space on E: (%)	Total disk space on E: (Gb)	Used disk space on E: (Gb)
19-2-2022	23	279	215	63	993	365	59	684	279
18-2-2022	23	279	215	63	993	365	59	684	279
17-2-2022	23	279	215	63	993	365	59	684	279
16-2-2022	23	279	215	63	993	365	59	684	279
15-2-2022	23	279	215	63	993	365	59	684	282
14-2-2022	23	279	215	63	993	365	52	684	328
13-2-2022	23	279	215	63	993	365	59	684	278

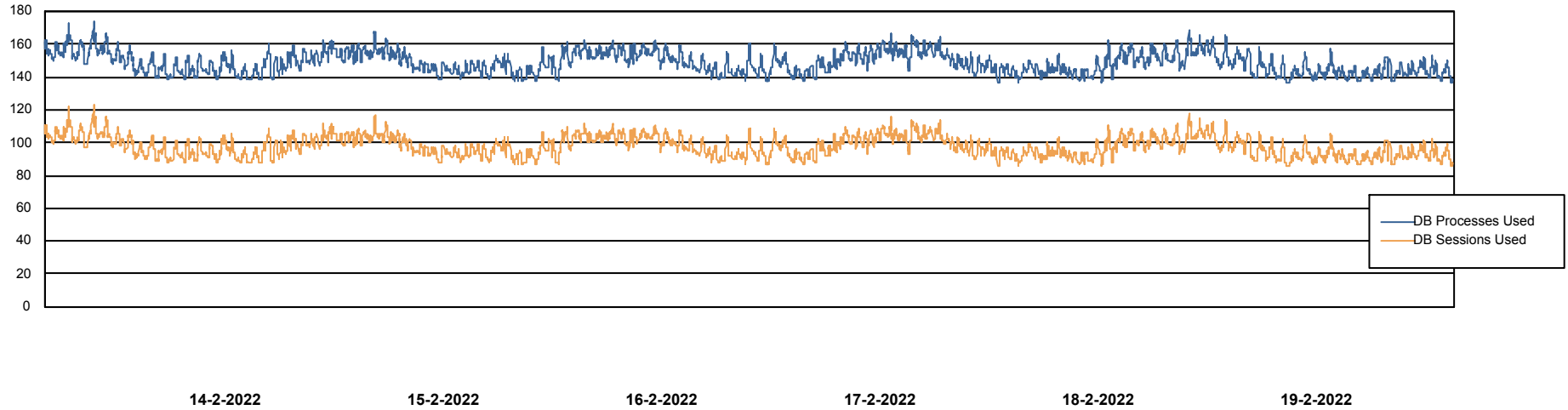
# Weekly SLA Customer Report

Customer LLG\_Production  
Database ID 53



## Database Performance LLGDB\_Production

DB Processes Max 300  
DB Sessions Max 4



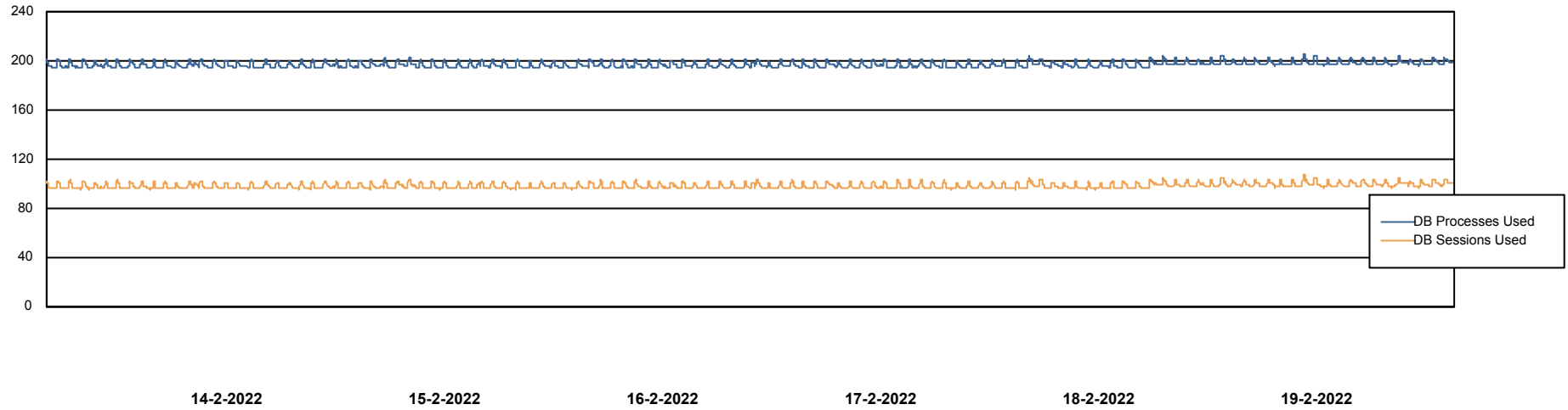
# Weekly SLA Customer Report

Customer LLG\_Production  
Database ID 53



## Database Performance LLGDB\_Standby\_TS2

DB Processes Max 300  
DB Processes Max 4  
DB Processes Max 0



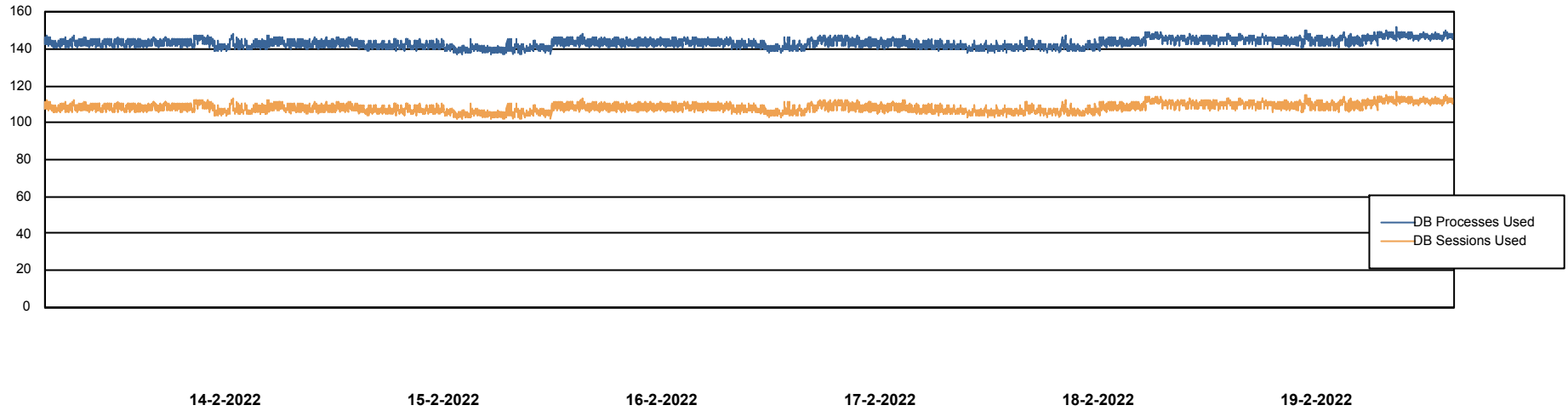
# Weekly SLA Customer Report

Customer LLG\_Production  
Database ID 53



Database Performance LLGDBBI\_Production

DB Processes Max 1,000



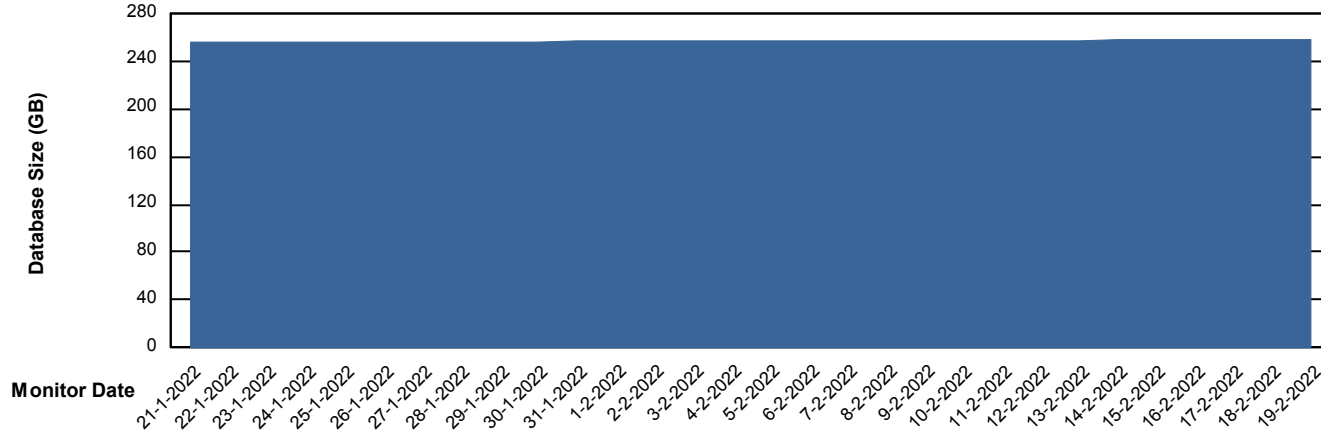
# Weekly SLA Customer Report

Customer LLG\_Production  
Database ID 53



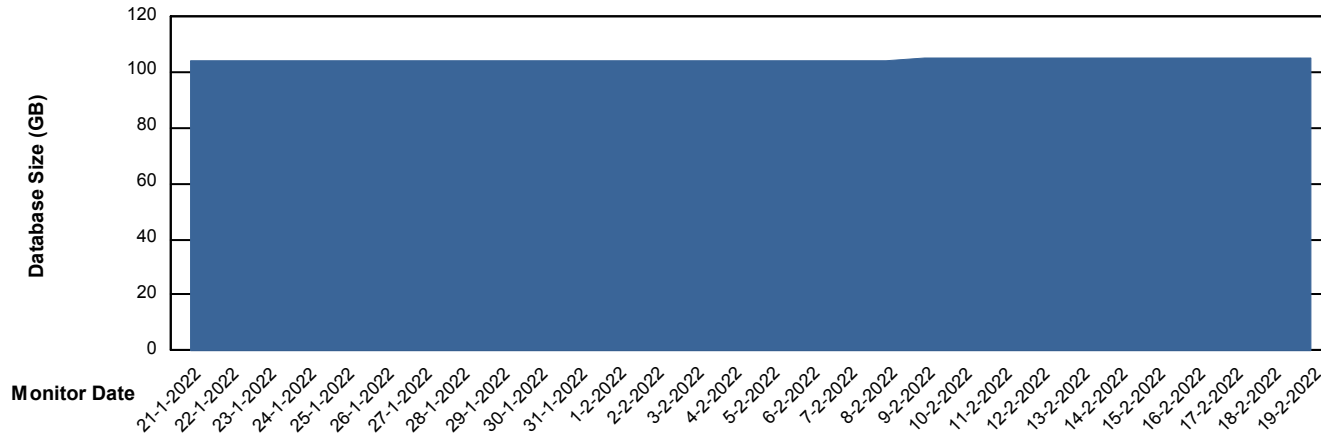
DATABASE SIZE LLGDB\_Production

### Database growth over last month



DATABASE SIZE LLGDBBI\_Production

### Database growth over last month



# Weekly SLA Customer Report

Customer LLG\_Production  
Database ID 53



Database Tablespace LLGDB\_Production

Date	Tablespace Name	Filesize (Gb)	Usedsize (Gb)	Percentage free
19-2-2022	ABSDATA	156	102	35
	INDX	181	147	19
18-2-2022	ABSDATA	156	102	35
	INDX	181	147	19
17-2-2022	ABSDATA	156	102	35
	INDX	181	147	19
16-2-2022	ABSDATA	156	102	35
	INDX	181	147	19
15-2-2022	ABSDATA	156	102	35
	INDX	181	146	19
14-2-2022	ABSDATA	156	102	35
	INDX	181	146	19
13-2-2022	ABSDATA	156	102	35
	INDX	181	146	19

# Weekly SLA Customer Report

Customer LLG\_Production  
 Database ID 53



Database Tablespace LLGDBBI\_Production

Date	Tablespace Name	Filesize (Gb)	Usedsize (Gb)	Percentage free
19-2-2022	ABSDATA	100	47	53
	INDX	120	51	57
18-2-2022	ABSDATA	100	47	53
	INDX	120	51	57
17-2-2022	ABSDATA	100	47	53
	INDX	120	51	57
16-2-2022	ABSDATA	100	47	53
	INDX	120	51	57
15-2-2022	ABSDATA	100	47	53
	INDX	120	51	57
14-2-2022	ABSDATA	100	47	53
	INDX	120	51	57
13-2-2022	ABSDATA	100	47	53
	INDX	120	51	57

BI Status and last ETL error for LLGDBBI\_Production

	ma 14/2/2022	di 15/2/2022	wo 16/2/2022	do 17/2/2022	vr 18/2/2022	za 19/2/2022
<b>ABS DataWarehouse ETL Health</b>	OK	OK	OK	OK	OK	OK
<b>ABS DWHStaging ETL Health</b>	OK	OK	OK	OK	OK	OK

# Weekly SLA Customer Report

Customer LLG\_Production  
Database ID 53



BI last ETL error for	LLGDBBI_Production
za, 19-02-2022	None
vr, 18-02-2022	None
zo, 13-02-2022	None
wo, 16-02-2022	None
vr, 18-02-2022	None
zo, 13-02-2022	None
di, 15-02-2022	None
do, 17-02-2022	None
za, 19-02-2022	None
wo, 16-02-2022	None
ma, 14-02-2022	None
ma, 14-02-2022	None
di, 15-02-2022	None
do, 17-02-2022	None

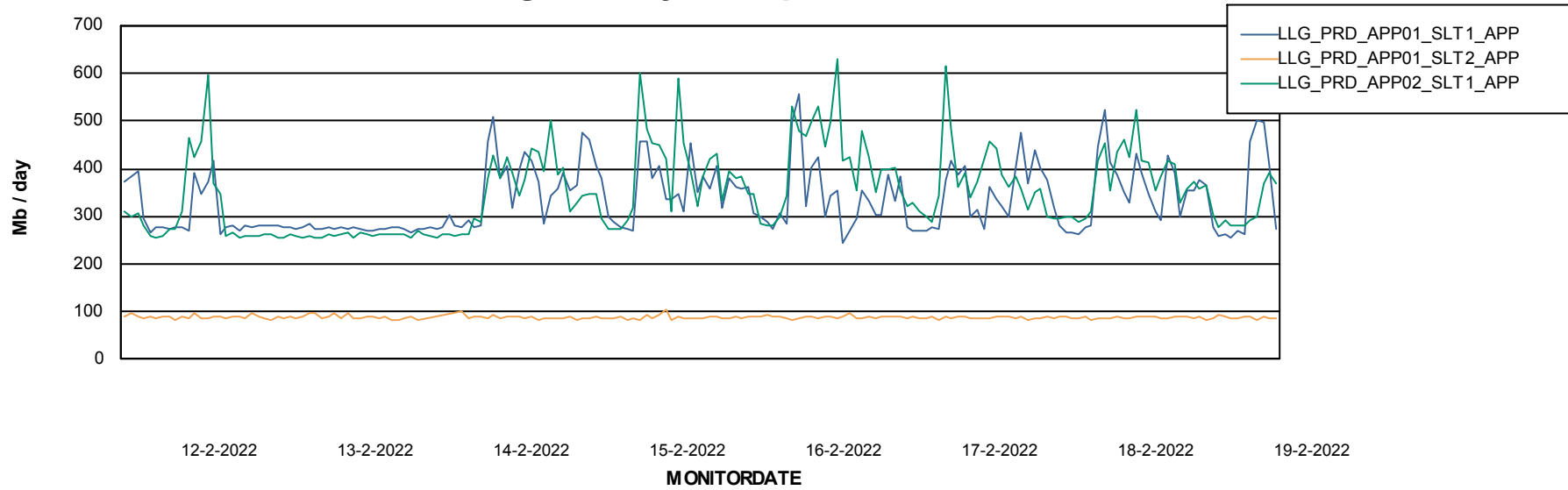
# Weekly SLA Customer Report

Customer LLG\_Production  
Database ID 53



## ABSSolute Application Server Services

### Avg memory used per ABS Server Service



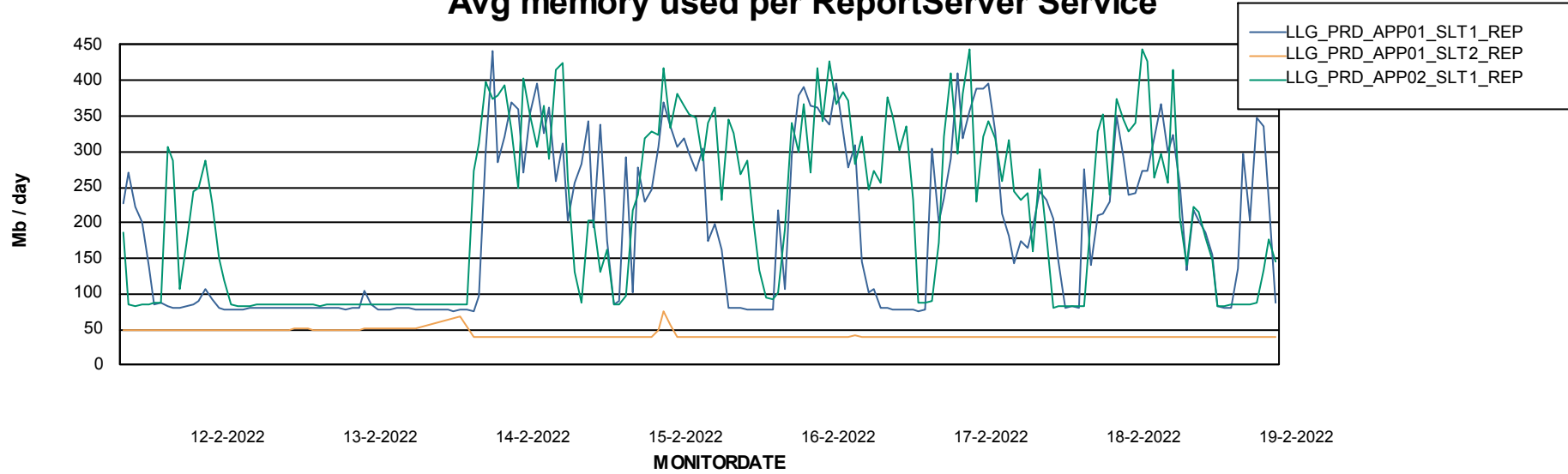
# Weekly SLA Customer Report

Customer LLG\_Production  
Database ID 53

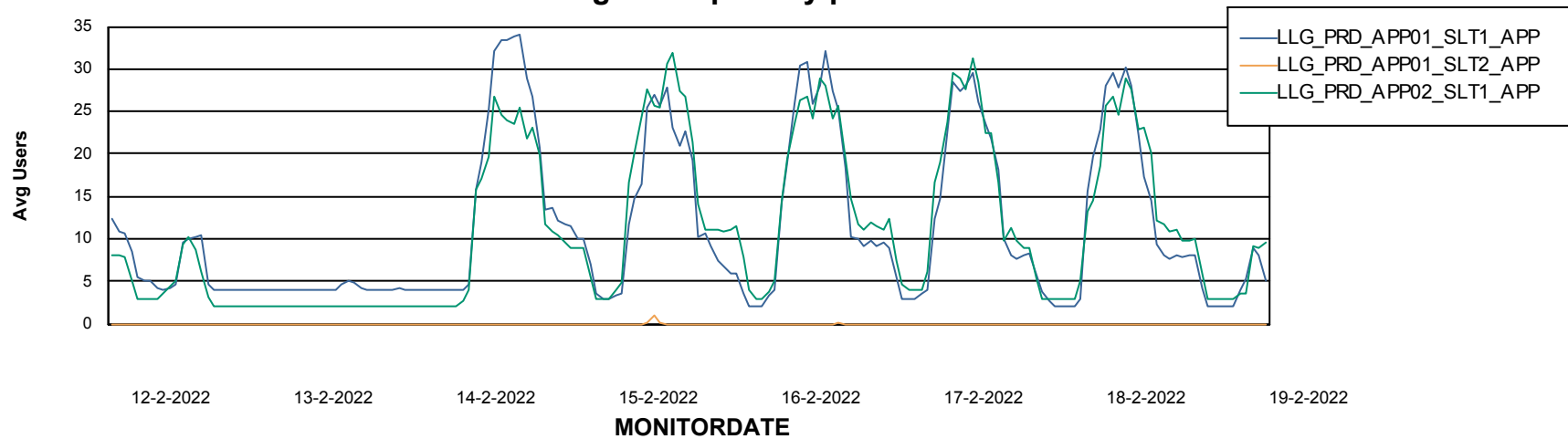


## ABSSolute Application Server Services

### Avg memory used per ReportServer Service



### Avg users per day per ABS server



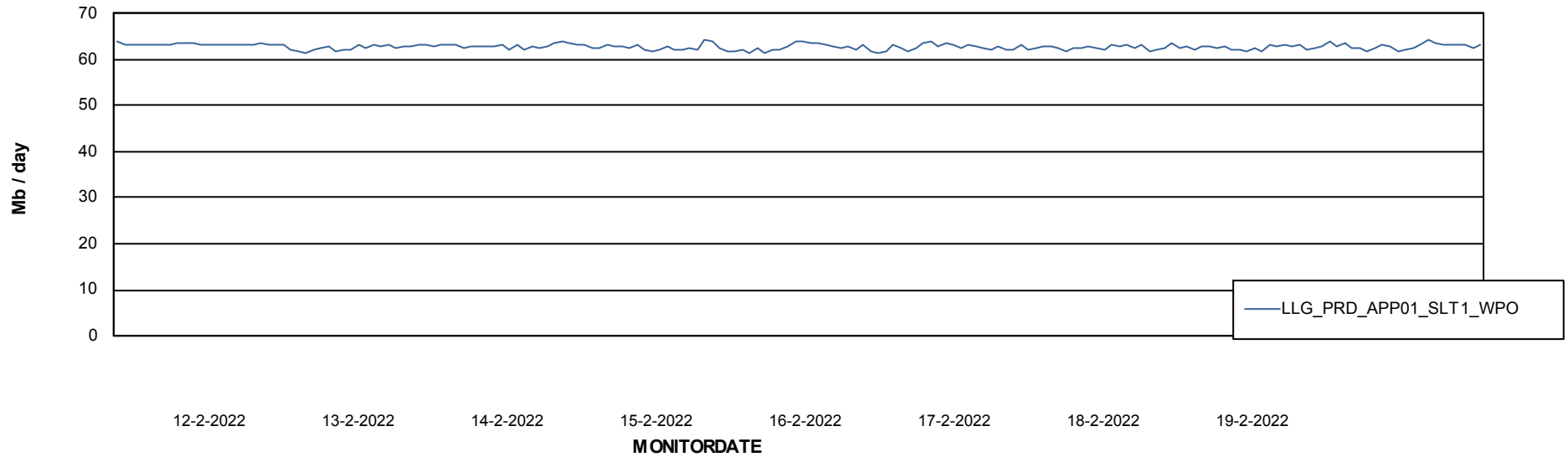
# Weekly SLA Customer Report

Customer LLG\_Production  
Database ID 53



## ABSSolute Application Server Services

### Avg memory used per ABS Web component



# Weekly SLA Customer Report

Customer LLG\_Production  
Database ID 53



## Disaster per ABS component

