

# Weekly SLA Customer Report

Customer JSG\_Production  
Database ID 102



## Harddisk Usage JSG\_PRD\_CRUSHER

	Free disk space on C: (%)	Total disk space on C: (Gb)	Used disk space on C: (Gb)
19-2-2022	40	79	48
18-2-2022	40	79	48
17-2-2022	40	79	48
16-2-2022	40	79	48
15-2-2022	40	79	48
14-2-2022	38	79	49
13-2-2022	38	79	49

## Harddisk Usage JSG\_PRD\_CYPHER

	Free disk space on C: (%)	Total disk space on C: (Gb)	Used disk space on C: (Gb)
19-2-2022	60	79	32
18-2-2022	60	79	32
17-2-2022	58	79	33
16-2-2022	58	79	34
15-2-2022	58	79	34
14-2-2022	56	79	35
13-2-2022	56	79	35

# Weekly SLA Customer Report

Customer JSG\_Production  
Database ID 102



## Harddisk Usage JSG\_PRD\_GUINAN

	Free disk space on C: (%)	Total disk space on C: (Gb)	Used disk space on C: (Gb)
19-2-2022	61	79	31
18-2-2022	61	79	31
17-2-2022	61	79	31
16-2-2022	61	79	31
15-2-2022	61	79	31
14-2-2022	59	79	33
13-2-2022	59	79	33

## Harddisk Usage JSG\_PRD\_LAFORGE

	Free disk space on C: (%)	Total disk space on C: (Gb)	Used disk space on C: (Gb)
19-2-2022	25	149	112
18-2-2022	25	149	112
17-2-2022	25	149	112
16-2-2022	25	149	112
15-2-2022	25	149	112
14-2-2022	25	149	112
13-2-2022	25	149	112

# Weekly SLA Customer Report

Customer JSG\_Production  
Database ID 102



## Harddisk Usage JSG\_PRD\_PICARD

	Free disk space on C: (%)	Total disk space on C: (Gb)	Used disk space on C: (Gb)	Free disk space on D: (%)	Total disk space on D: (Gb)	Used disk space on D: (Gb)
19-2-2022	52	149	72	74	1,024	267
18-2-2022	52	149	72	75	1,024	256
17-2-2022	52	149	72	75	1,024	252
16-2-2022	52	149	72	77	1,024	238
15-2-2022	52	149	72	77	1,024	238
14-2-2022	52	149	72	77	1,024	236
13-2-2022	52	149	72	78	1,024	230

## Harddisk Usage JSG\_PRD\_RIKER

	Free disk space on C: (%)	Total disk space on C: (Gb)	Used disk space on C: (Gb)	Free disk space on D: (%)	Total disk space on D: (Gb)	Used disk space on D: (Gb)
19-2-2022	71	199	58	74	1,024	265
18-2-2022	71	199	58	74	1,024	266
17-2-2022	71	199	58	74	1,024	266
16-2-2022	71	199	58	74	1,024	265
15-2-2022	71	199	58	74	1,024	263
14-2-2022	71	199	58	58	1,024	427
13-2-2022	71	199	58	51	1,024	504

# Weekly SLA Customer Report

Customer JSG\_Production  
Database ID 102



## Harddisk Usage JSG\_PRD\_SAREK

	Free disk space on C: (%)	Total disk space on C: (Gb)	Used disk space on C: (Gb)	Free disk space on D: (%)	Total disk space on D: (Gb)	Used disk space on D: (Gb)
19-2-2022	68	149	48	79	750	155
18-2-2022	68	149	48	80	750	152
17-2-2022	68	149	48	80	750	149
16-2-2022	68	149	48	81	750	145
15-2-2022	68	149	47	82	750	137
14-2-2022	68	149	48	83	750	130
13-2-2022	68	149	48	83	750	130

## Harddisk Usage JSG\_PRD\_TEBOK

	Free disk space on C: (%)	Total disk space on C: (Gb)	Used disk space on C: (Gb)
19-2-2022	63	79	30
18-2-2022	63	79	30
17-2-2022	63	79	30
16-2-2022	63	79	30
15-2-2022	63	79	30
14-2-2022	61	79	31
13-2-2022	61	79	31

# Weekly SLA Customer Report

Customer JSG\_Production  
Database ID 102



## Harddisk Usage JSG\_PRD\_TOMALAK

	Free disk space on C: (%)	Total disk space on C: (Gb)	Used disk space on C: (Gb)
19-2-2022	51	79	39
18-2-2022	51	79	39
17-2-2022	49	79	40
16-2-2022	49	79	41
15-2-2022	49	79	41
14-2-2022	47	79	42
13-2-2022	47	79	42

## Harddisk Usage JSG\_PRD\_TROI

	Free disk space on C: (%)	Total disk space on C: (Gb)	Used disk space on C: (Gb)
19-2-2022	50	149	75
18-2-2022	50	149	75
17-2-2022	50	149	75
16-2-2022	50	149	75
15-2-2022	50	149	75
14-2-2022	50	149	74
13-2-2022	50	149	74

# Weekly SLA Customer Report

Customer JSG\_Production  
Database ID 102



Harddisk Usage JSG\_PRD\_WORF

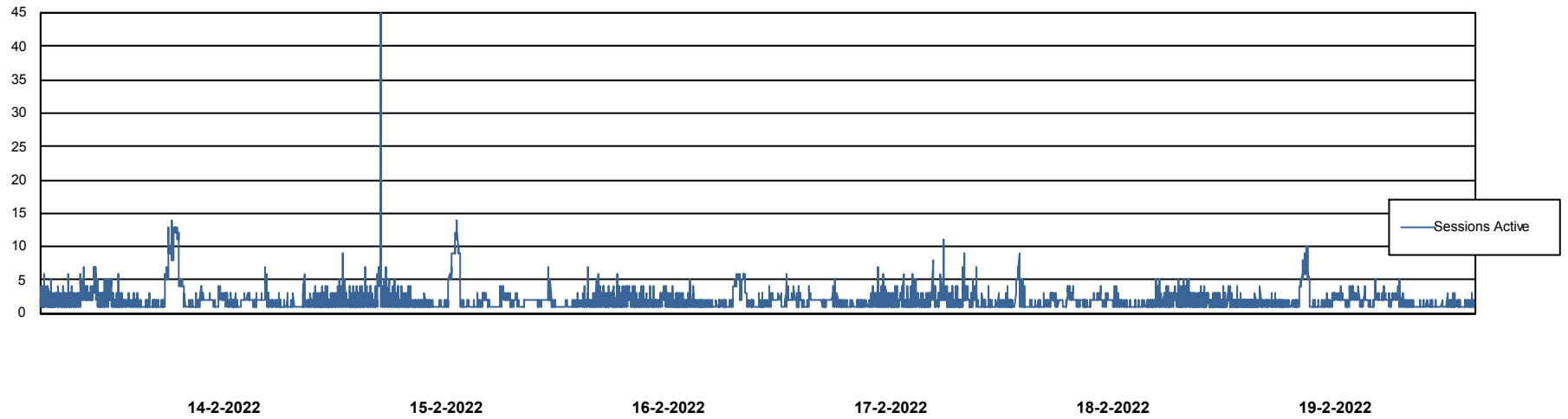
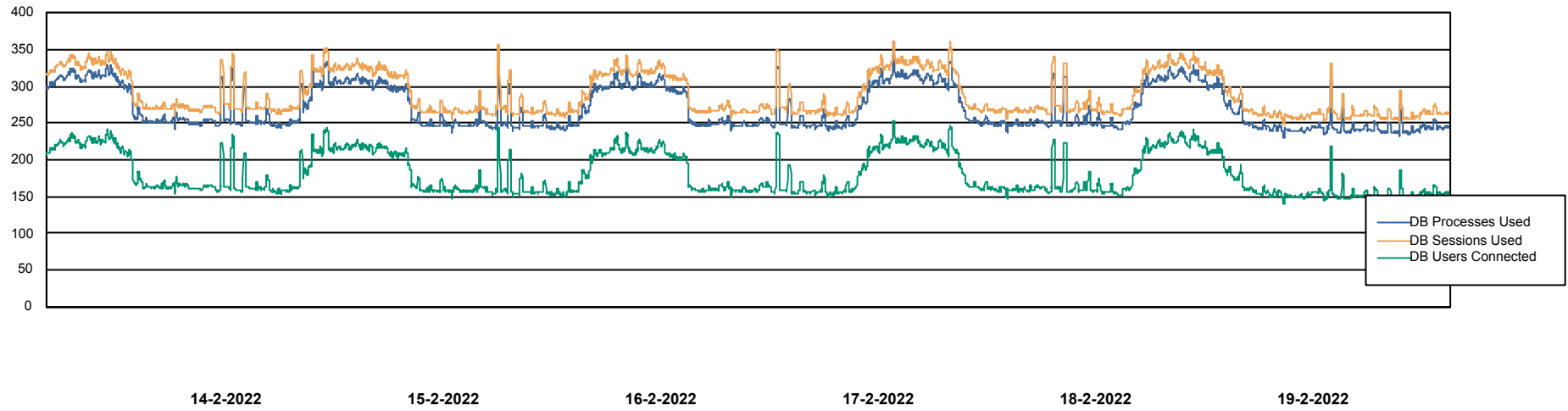
	Free disk space on C: (%)	Total disk space on C: (Gb)	Used disk space on C: (Gb)
19-2-2022	49	149	76
18-2-2022	49	149	76
17-2-2022	50	149	75
16-2-2022	50	149	75
15-2-2022	50	149	75
14-2-2022	50	149	75
13-2-2022	50	149	75

# Weekly SLA Customer Report

Customer JSG\_Production  
Database ID 102



## Database Performance JSG\_PRD\_PICARD\_DB



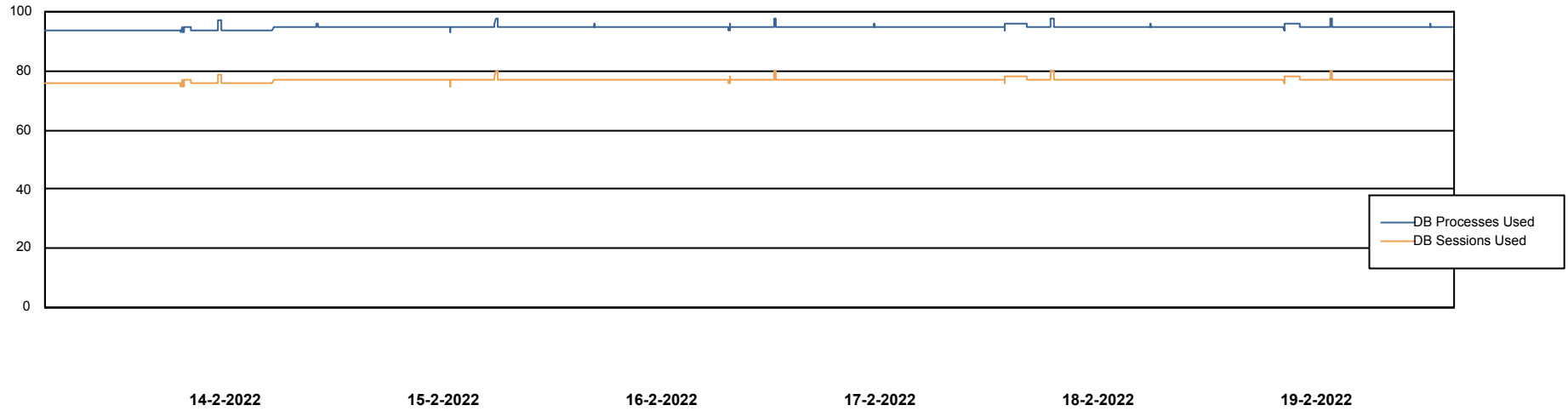
# Weekly SLA Customer Report

Customer JSG\_Production  
Database ID 102



## Database Performance JSG\_PRD\_RIKER\_DB

DB Processes Max 4  
DB Processes Max 1,000  
DB Processes Max 0

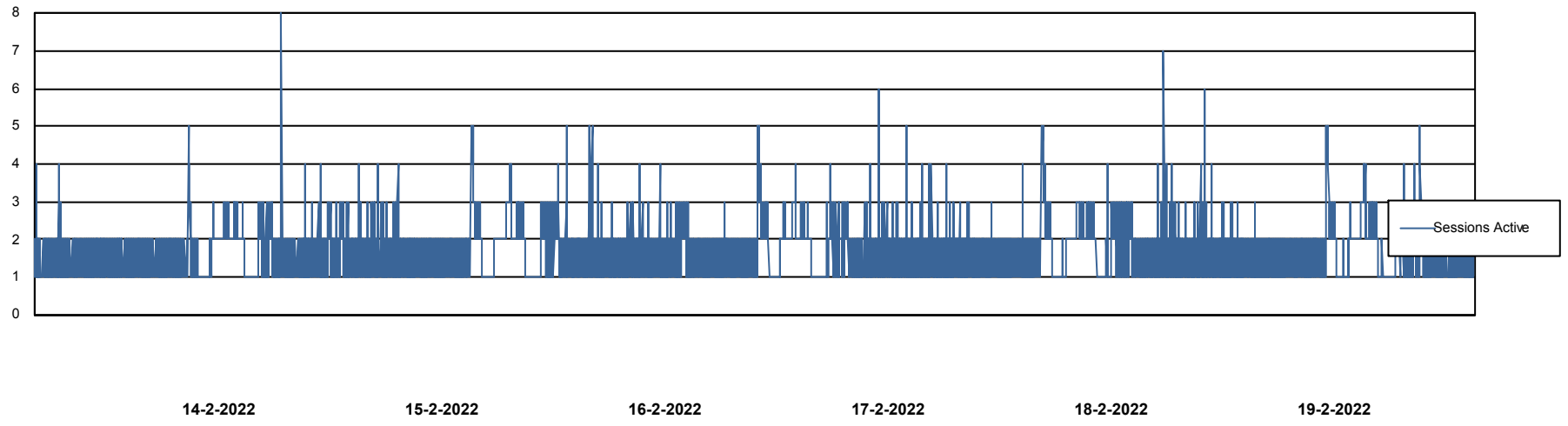
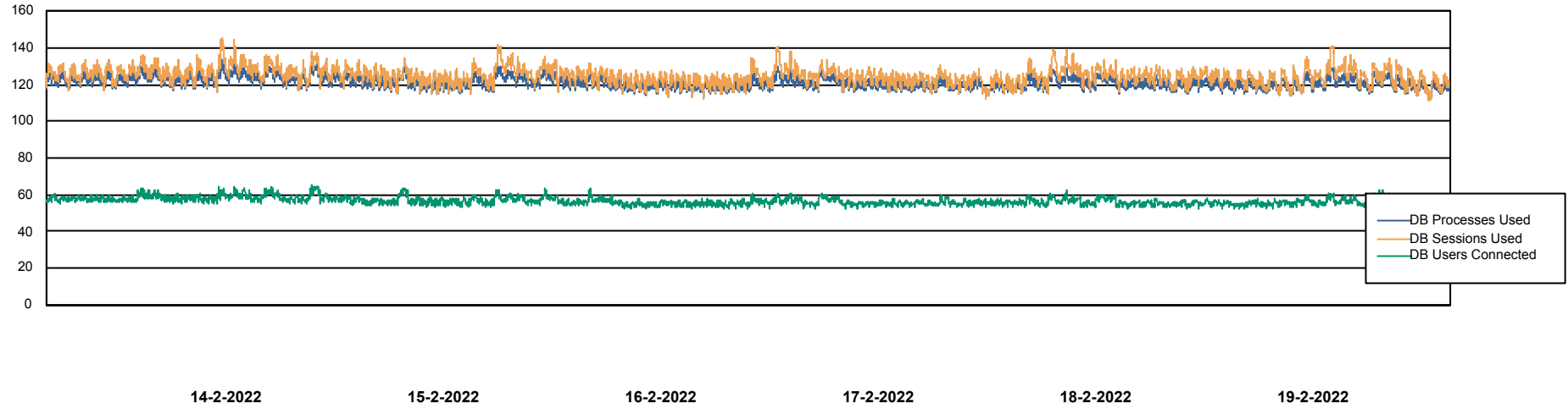


# Weekly SLA Customer Report

Customer JSG\_Production  
Database ID 102



## Database Performance JSG\_PRD\_SAREK\_DB



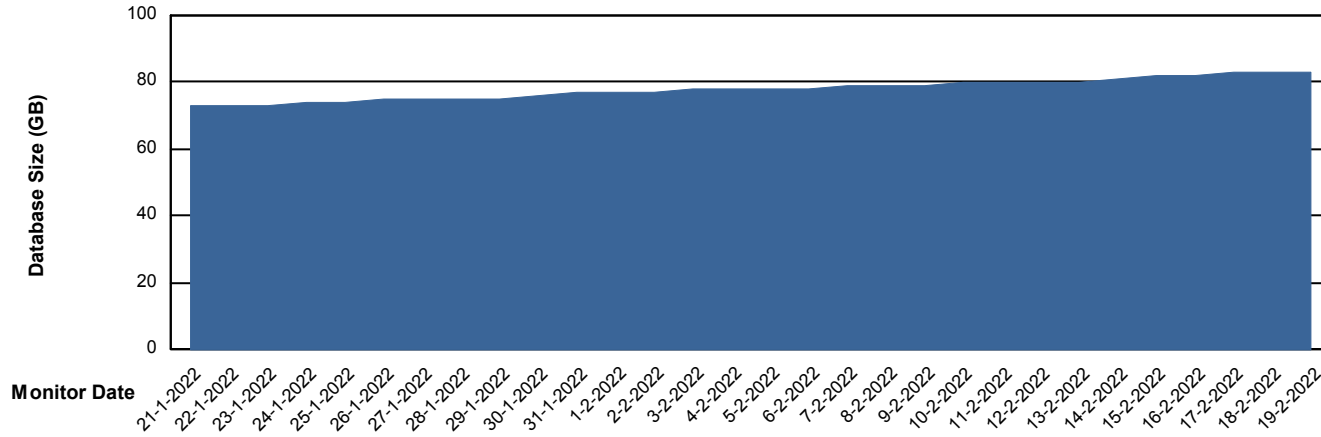
# Weekly SLA Customer Report

Customer JSG\_Production  
Database ID 102



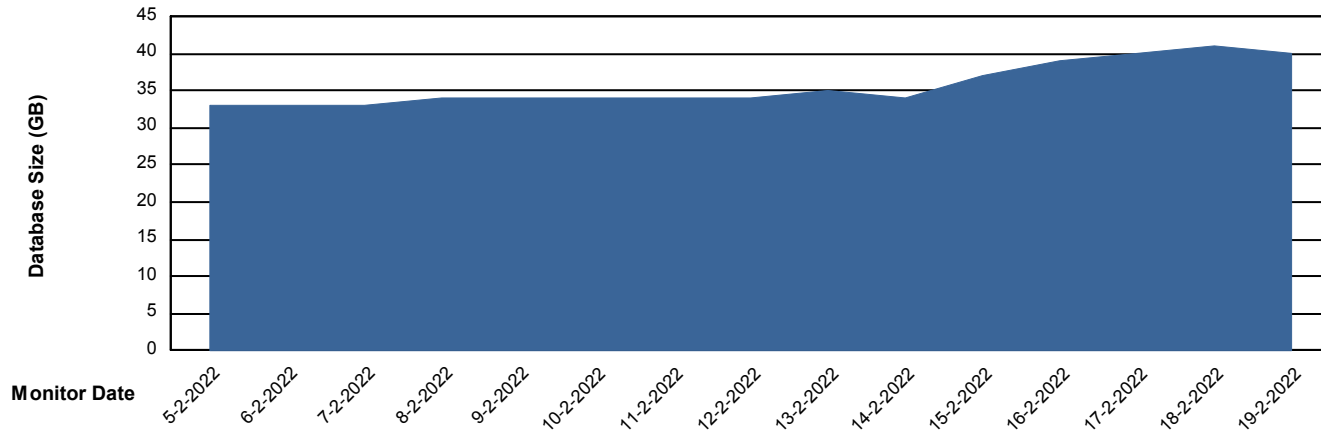
DATABASE SIZE JSG\_PRD\_PICARD\_DB

### Database growth over last month



DATABASE SIZE JSG\_PRD\_SAREK\_DB

### Database growth over last month



# Weekly SLA Customer Report

Customer JSG\_Production  
 Database ID 102



Database Tablespace JSG\_PRD\_PICARD\_DB

Date	Tablespace Name	Filesize (Gb)	Usedsize (Gb)	Percentage free
19-2-2022	ABSDATA	72	60	17
	INDX	40	4	91
18-2-2022	ABSDATA	72	60	17
	INDX	40	4	91
17-2-2022	ABSDATA	72	59	17
	INDX	40	4	91
16-2-2022	ABSDATA	72	59	18
	INDX	40	4	91
15-2-2022	ABSDATA	70	59	16
	INDX	40	4	91
14-2-2022	ABSDATA	70	58	17
	INDX	40	4	91
13-2-2022	ABSDATA	68	57	16
	INDX	40	4	91

# Weekly SLA Customer Report

Customer JSG\_Production  
 Database ID 102



Database Tablespace JSG\_PRD\_SAREK\_DB

Date	Tablespace Name	Filesize (Gb)	Usedsize (Gb)	Percentage free
19-2-2022	ABSDATA	40	25	36
	INDX	40	13	67
18-2-2022	ABSDATA	40	26	36
	INDX	40	13	68
17-2-2022	ABSDATA	40	26	36
	INDX	40	13	68
16-2-2022	ABSDATA	40	24	40
	INDX	40	13	68
15-2-2022	ABSDATA	40	23	44
	INDX	40	13	68
14-2-2022	ABSDATA	40	20	50
	INDX	40	12	69
13-2-2022	ABSDATA	40	20	49
	INDX	40	12	69

BI Status and last ETL error for JSG\_PRD\_SAREK\_DB

	ma 14/2/2022	di 15/2/2022	wo 16/2/2022	do 17/2/2022	vr 18/2/2022	za 19/2/2022
<b>ABS DataWarehouse ETL Health</b>	OK	OK	OK	OK	OK	OK
<b>ABS DWHStaging ETL Health</b>	OK	OK	OK	OK	OK	OK

# Weekly SLA Customer Report

Customer JSG\_Production  
Database ID 102



BI last ETL error for	JSG_PRD_SAREK_DB
ma, 14-02-2022	None
za, 19-02-2022	None
ma, 14-02-2022	None
di, 15-02-2022	None
do, 17-02-2022	None
zo, 13-02-2022	None
wo, 16-02-2022	None
za, 19-02-2022	None
di, 15-02-2022	None
wo, 16-02-2022	None
zo, 13-02-2022	None
vr, 18-02-2022	None
do, 17-02-2022	None
vr, 18-02-2022	None

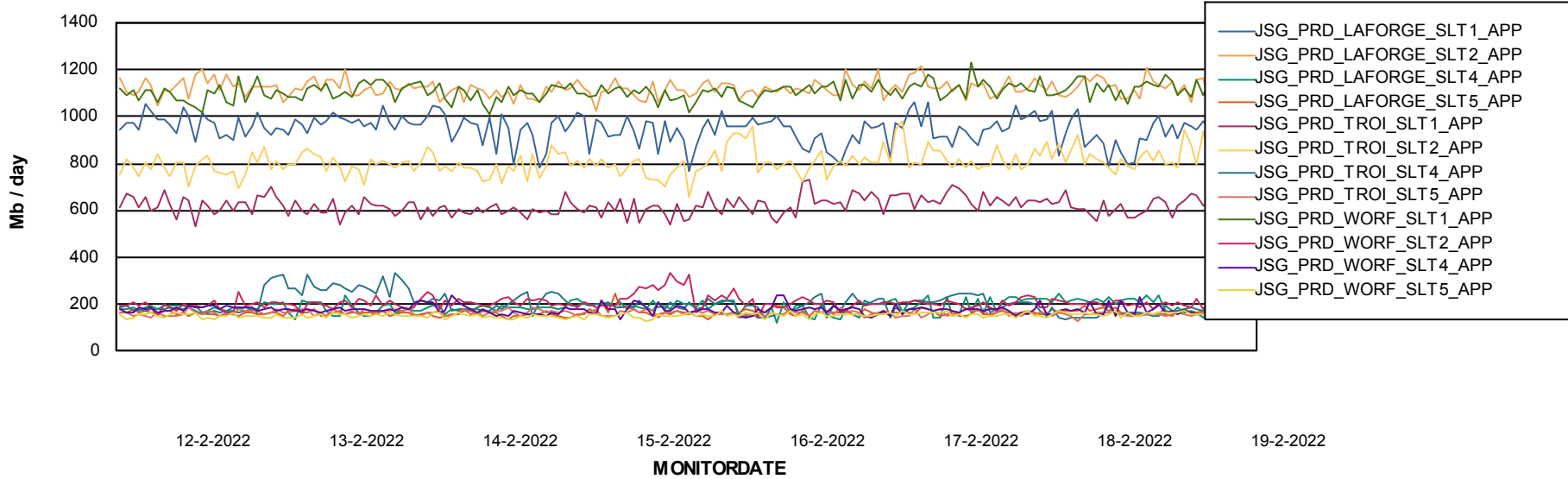
# Weekly SLA Customer Report

Customer JSG\_Production  
Database ID 102

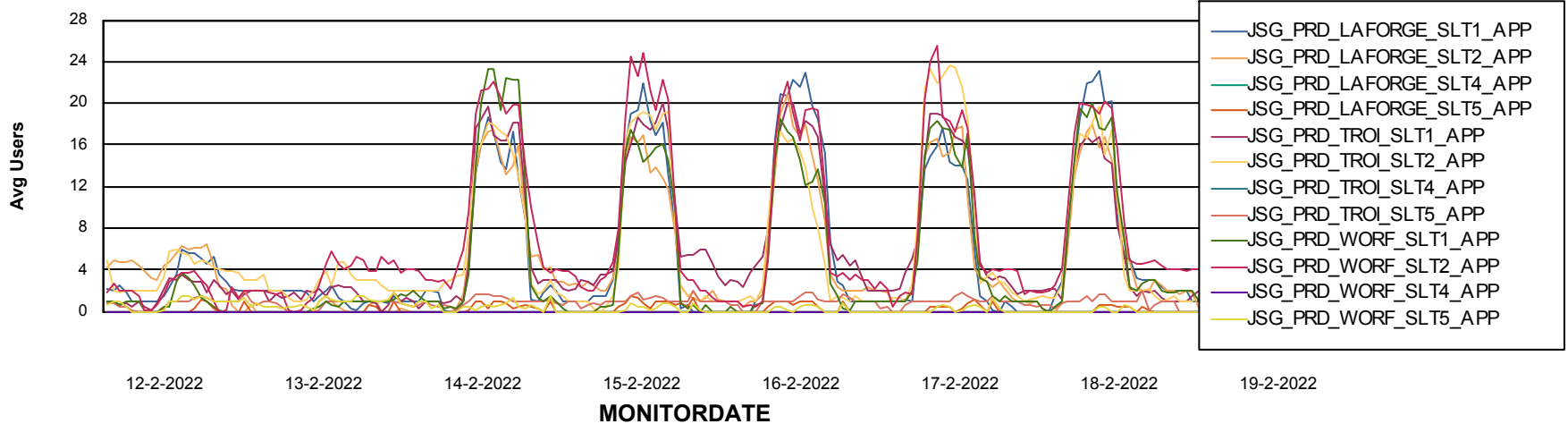


## ABSSolute Application Server Services

### Avg memory used per ABS Server Service



### Avg users per day per ABS server



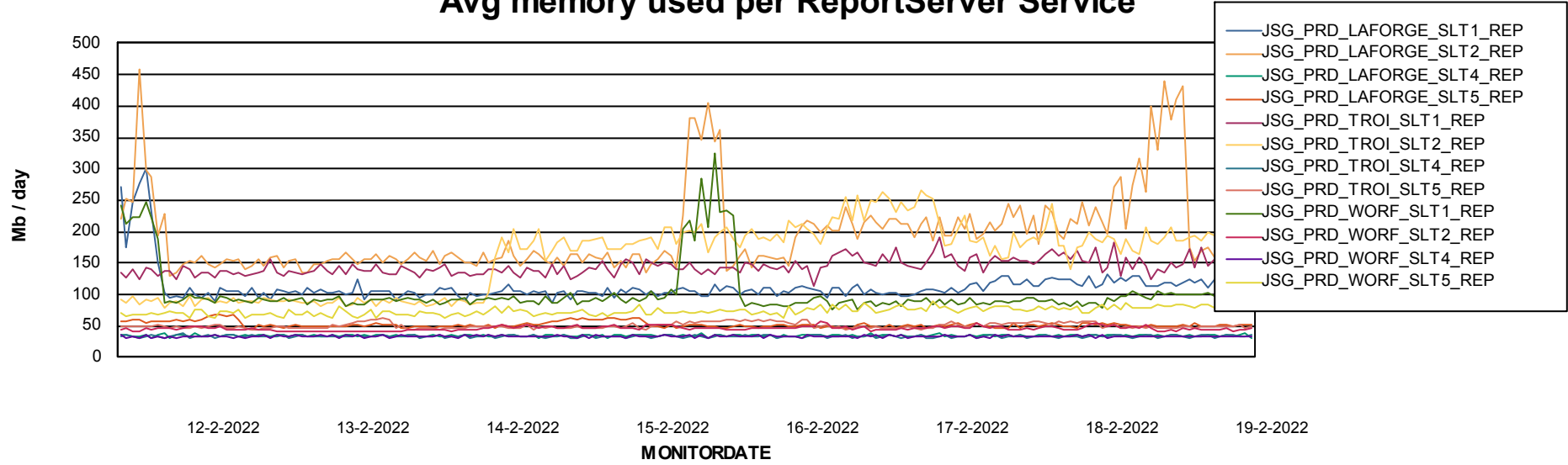
# Weekly SLA Customer Report

Customer JSG\_Production  
Database ID 102



## ABSSolute Application ReportServer Services

### Avg memory used per ReportServer Service



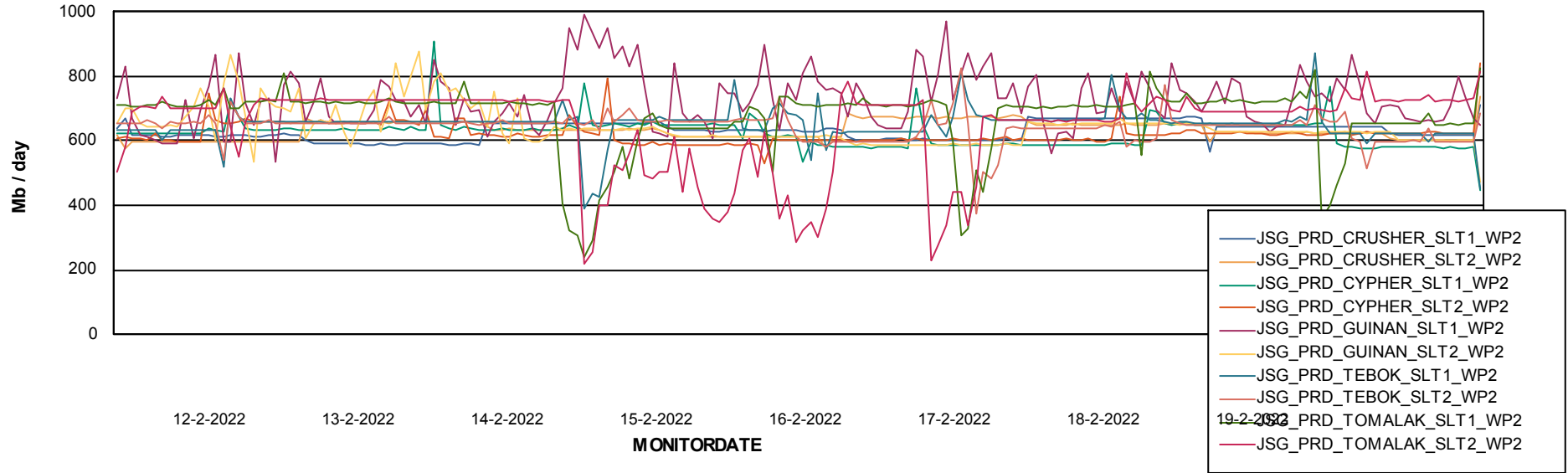
# Weekly SLA Customer Report

Customer JSG\_Production  
Database ID 102



## ABSSolute Web Component Services

### Avg memory used per ABS Web component



# Weekly SLA Customer Report

Customer JSG\_Production  
Database ID 102



## Disaster per ABS component

