

# Weekly SLA Customer Report

Customer CLO Production  
Database ID 38



## Harddisk Usage CLO\_PRD\_CLO-ORA01

	Free disk space on C: (%)	Total disk space on C: (Gb)	Used disk space on C: (Gb)	Free disk space on D: (%)	Total disk space on D: (Gb)	Used disk space on D: (Gb)	Free disk space on F: (%)	Total disk space on F: (Gb)	Used disk space on F: (Gb)
19-2-2022	18	279	228	22	447	347	57	447	191
18-2-2022	18	279	227	22	447	347	61	447	173
17-2-2022	19	279	227	22	447	347	64	447	161
16-2-2022	19	279	227	22	447	347	58	447	189
15-2-2022	19	279	226	22	447	347	60	447	177
14-2-2022	19	279	226	22	447	347	63	447	166
13-2-2022	19	279	226	22	447	347	64	447	159

## Harddisk Usage CLO\_PRD\_CLO-ORA02

	Free disk space on C: (%)	Total disk space on C: (Gb)	Used disk space on C: (Gb)	Free disk space on D: (%)	Total disk space on D: (Gb)	Used disk space on D: (Gb)	Free disk space on F: (%)	Total disk space on F: (Gb)	Used disk space on F: (Gb)
19-2-2022	70	279	83	28	447	320	31	447	310
18-2-2022	70	279	84	28	447	320	32	447	302
17-2-2022	69	279	86	28	447	320	35	447	290
16-2-2022	69	279	86	28	447	320	29	447	317
15-2-2022	69	279	86	28	447	320	31	447	307
14-2-2022	69	279	86	28	447	320	34	447	295
13-2-2022	69	279	86	28	447	320	35	447	289

# Weekly SLA Customer Report

Customer CLO Production  
Database ID 38



Harddisk Usage CLO\_PRD\_WEB\_02

	Free disk space on C: (%)	Total disk space on C: (Gb)	Used disk space on C: (Gb)
19-2-2022	43	100	57
18-2-2022	43	100	57
17-2-2022	43	100	57
16-2-2022	43	100	57
15-2-2022	43	100	57
14-2-2022	42	100	57
13-2-2022	42	100	58

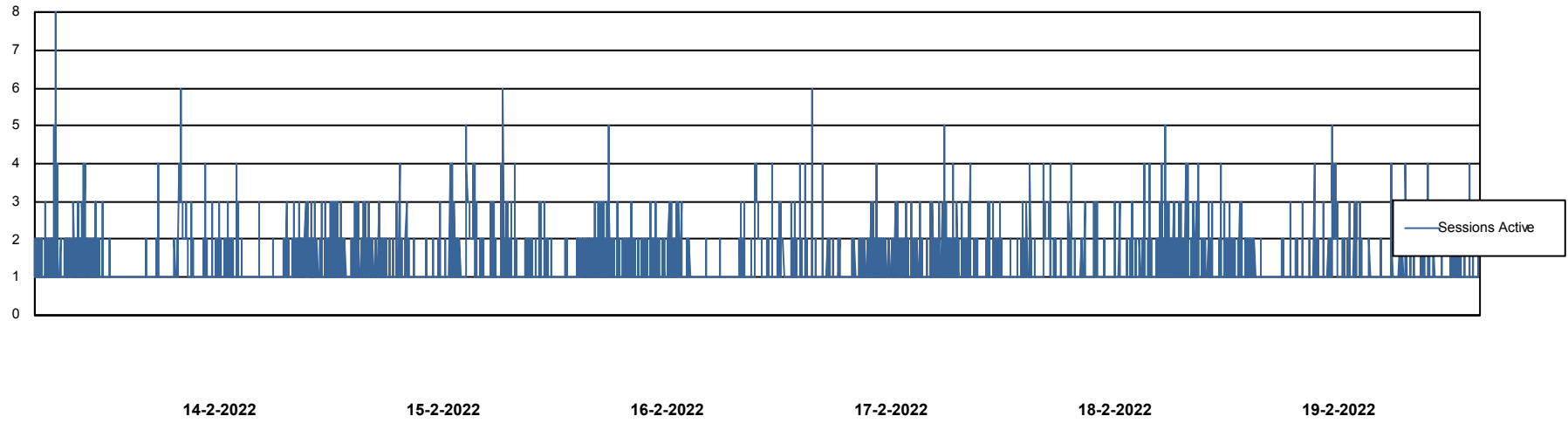
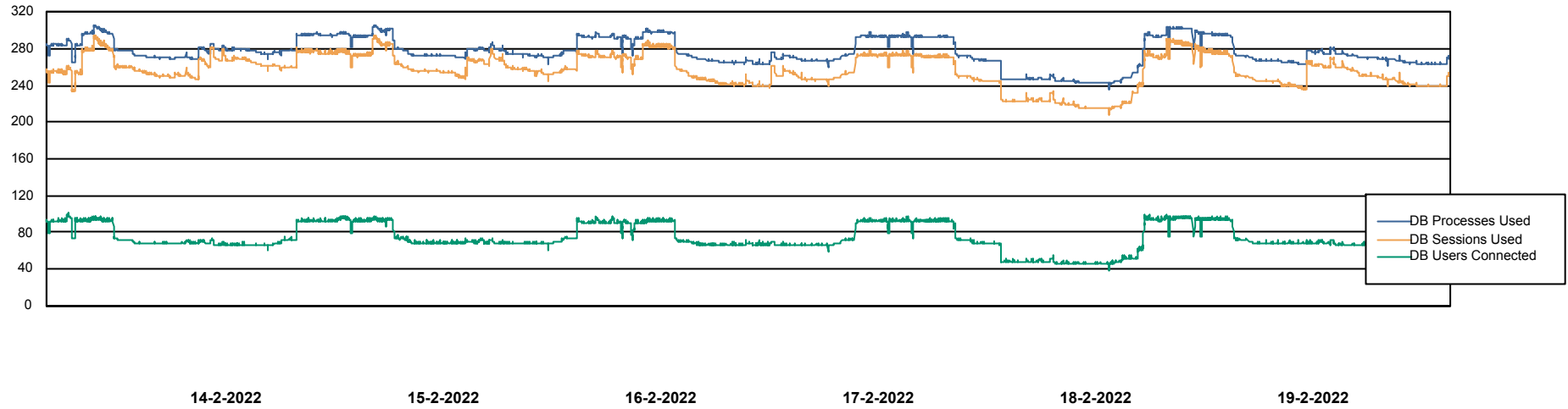
# Weekly SLA Customer Report

Customer CLO Production  
Database ID 38



Database Performance CLODB\_PRD\_CLO-ORA01

DB Processes Max 1,000



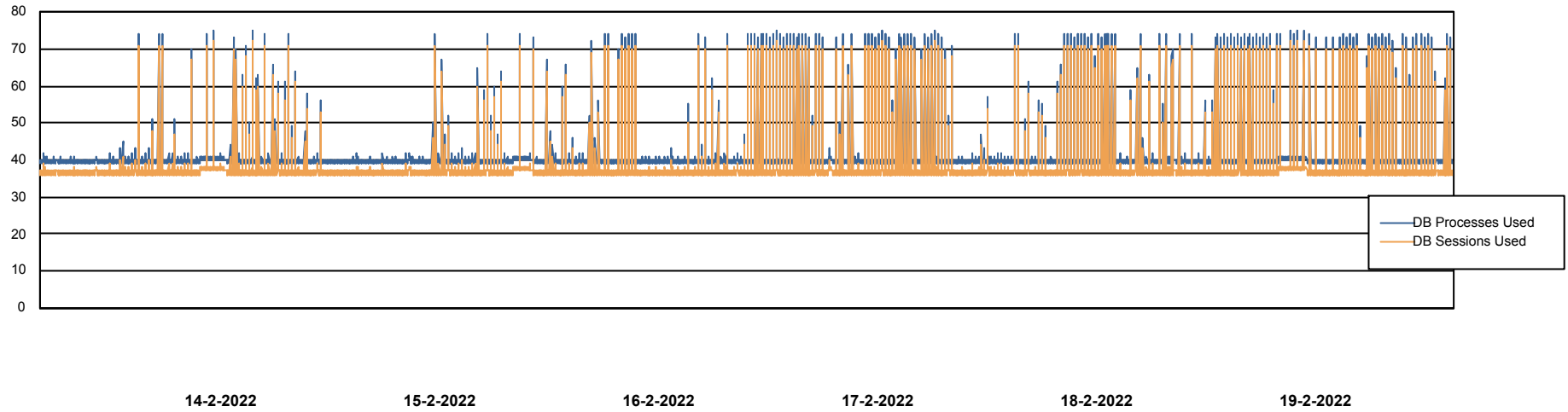
# Weekly SLA Customer Report

Customer CLO Production  
Database ID 38



Database Performance CLODB\_STANDBY\_CLO-ORA02

DB Processes Max 1,000



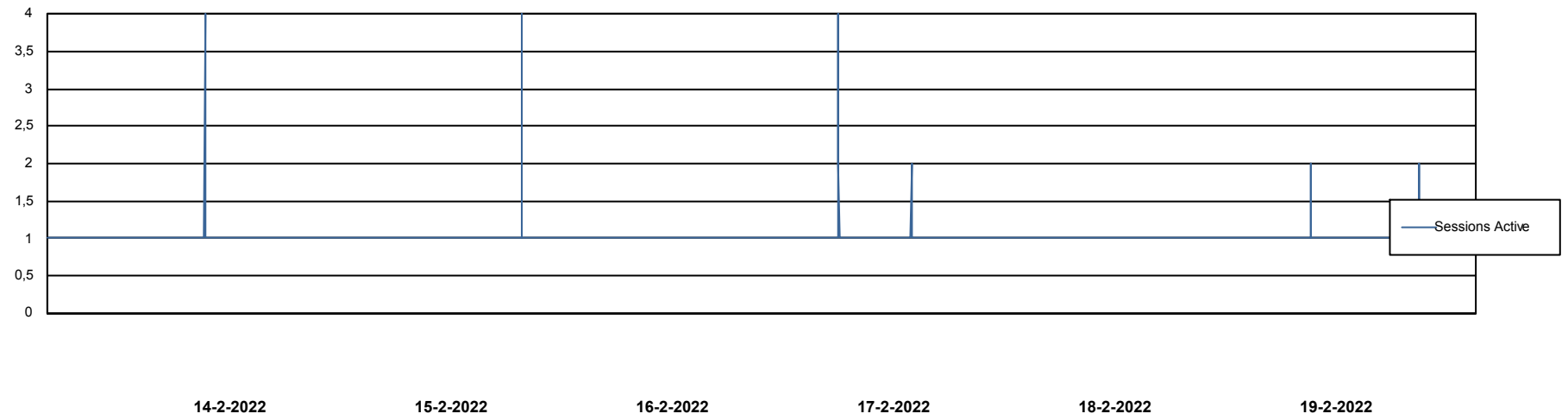
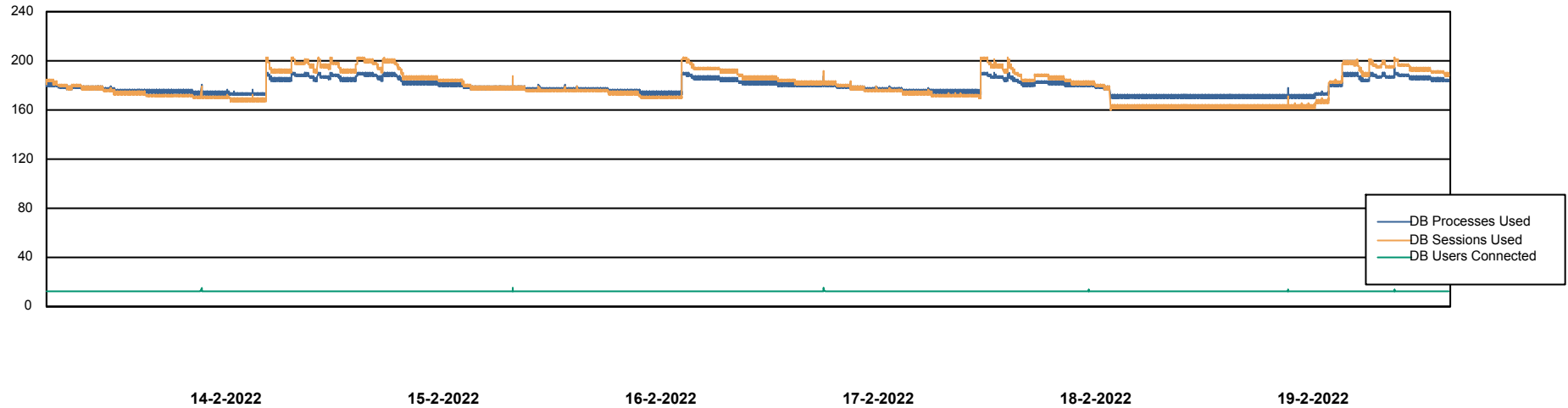
# Weekly SLA Customer Report

Customer CLO Production  
Database ID 38



Database Performance CLODB\_TEST\_CLO-ORA02

DB Processes Max 1,000



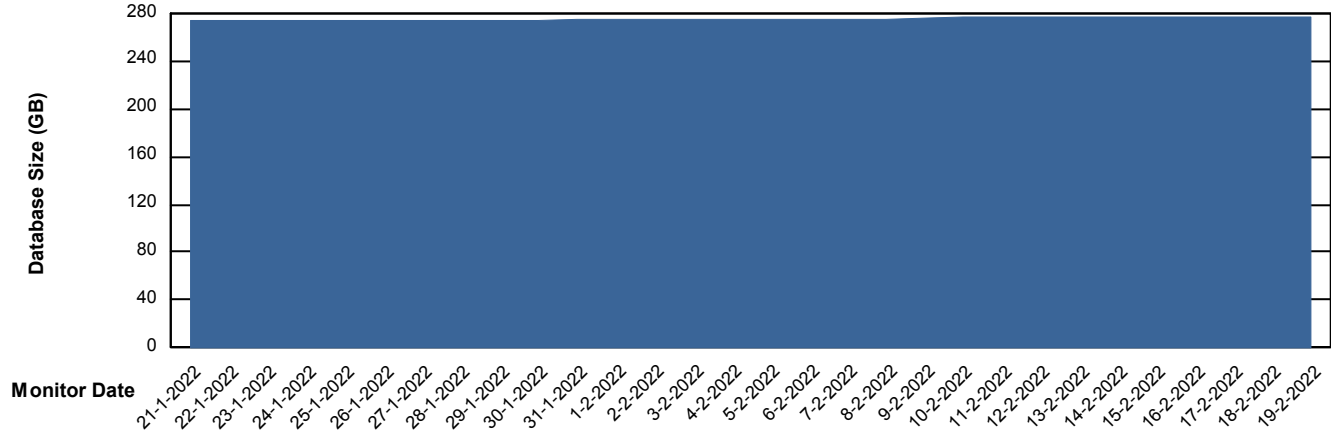
# Weekly SLA Customer Report

Customer CLO Production  
Database ID 38



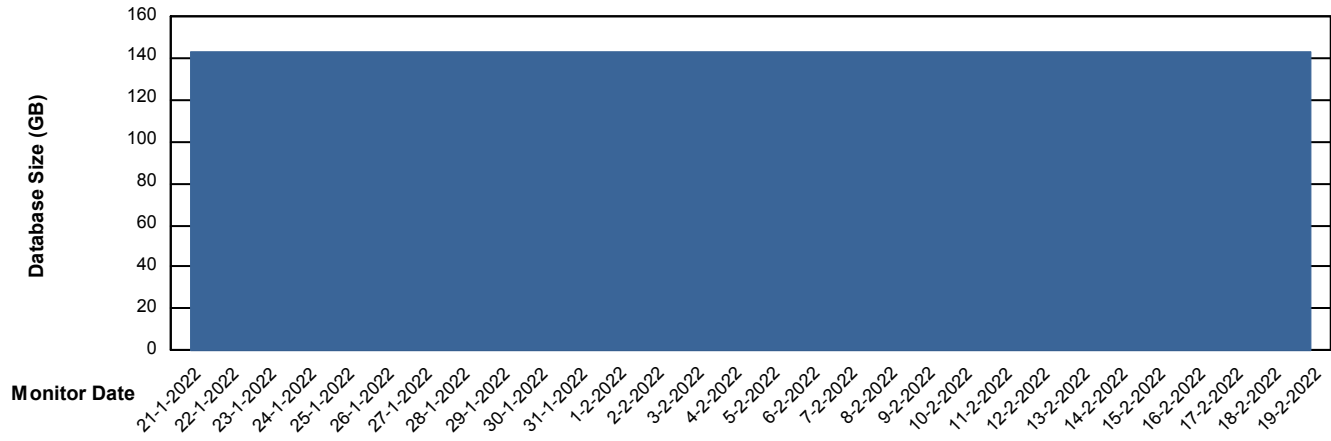
DATABASE SIZE CLODB\_PRD\_CLO-ORA01

### Database growth over last month



DATABASE SIZE CLODB\_TEST\_CLO-ORA02

### Database growth over last month



# Weekly SLA Customer Report

Customer CLO Production  
Database ID 38



Database Tablespace CLODB\_PRD\_CLO-ORA01

Date	Tablespace Name	Filesize (Gb)	Usedsize (Gb)	Percentage free
19-2-2022	ABSDATA	102	80	22
	INDX	207	173	17
18-2-2022	ABSDATA	102	80	22
	INDX	207	173	17
17-2-2022	ABSDATA	102	80	22
	INDX	207	173	17
16-2-2022	ABSDATA	102	80	22
	INDX	207	172	17
15-2-2022	ABSDATA	102	80	22
	INDX	207	172	17
14-2-2022	ABSDATA	102	80	22
	INDX	207	172	17
13-2-2022	ABSDATA	102	80	22
	INDX	207	172	17

# Weekly SLA Customer Report

Customer CLO Production  
Database ID 38



Database Tablespace CLODB\_TEST\_CLO-ORA02

Date	Tablespace Name	Filesize (Gb)	Usedsize (Gb)	Percentage free
19-2-2022	ABSDATA	88	47	47
	INDX	112	94	16
18-2-2022	ABSDATA	88	47	47
	INDX	112	94	16
17-2-2022	ABSDATA	88	47	47
	INDX	112	94	16
16-2-2022	ABSDATA	88	47	47
	INDX	112	94	16
15-2-2022	ABSDATA	88	47	47
	INDX	112	94	16
14-2-2022	ABSDATA	88	47	47
	INDX	112	94	16
13-2-2022	ABSDATA	88	47	47
	INDX	112	94	16

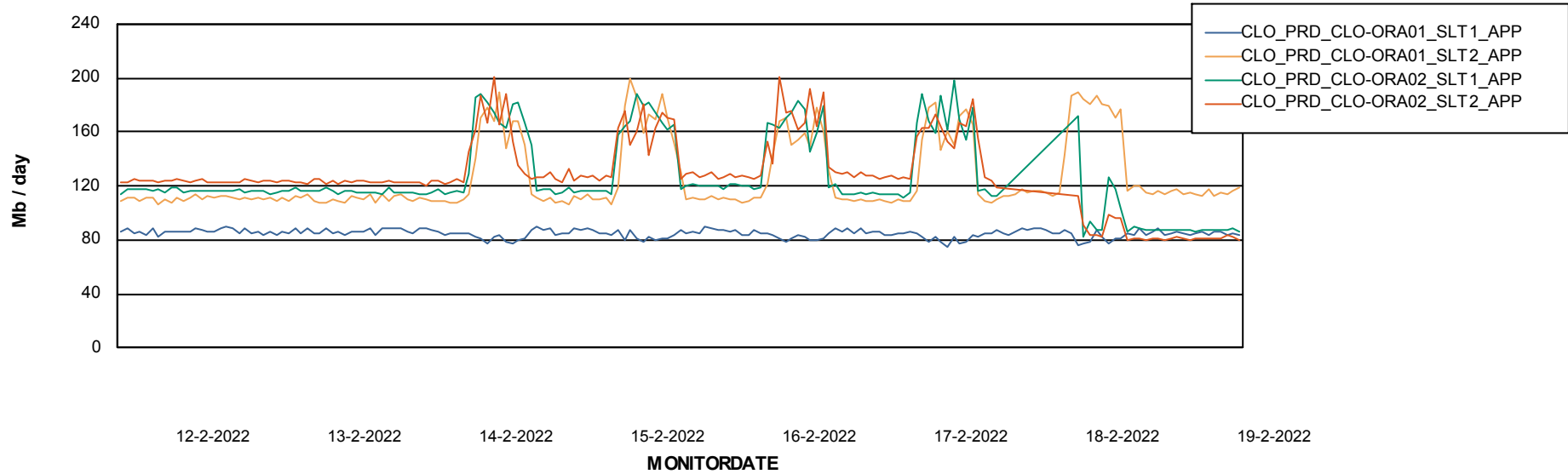
# Weekly SLA Customer Report

Customer CLO Production  
Database ID 38

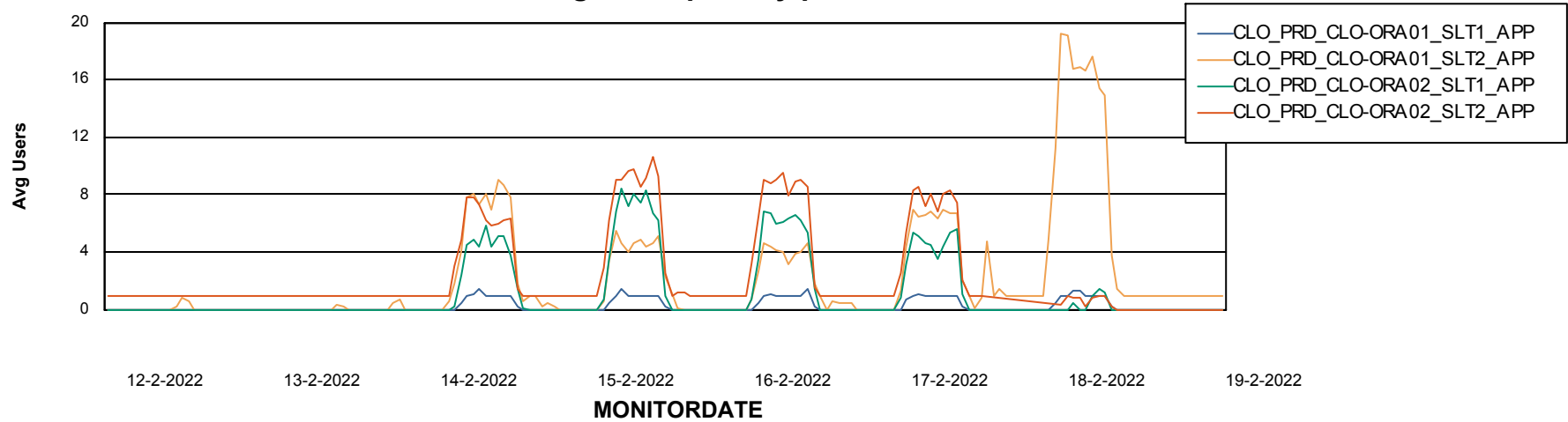


## ABSSolute Application Server Services

### Avg memory used per ABS Server Service



### Avg users per day per ABS server



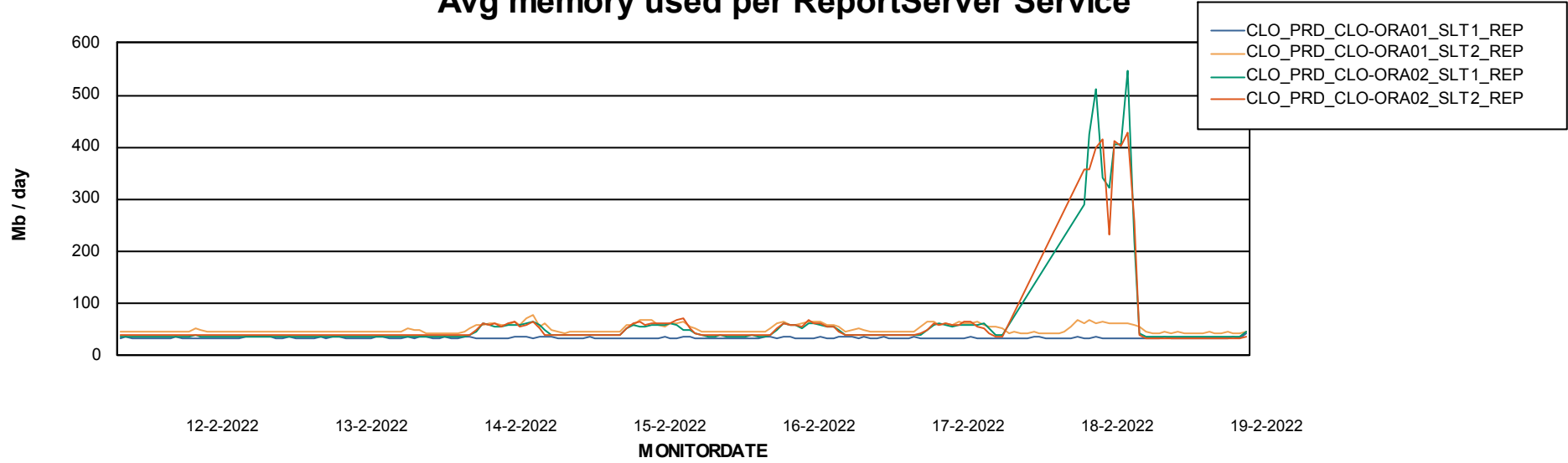
# Weekly SLA Customer Report

Customer CLO Production  
Database ID 38



## ABSSolute Application ReportServer Services

### Avg memory used per ReportServer Service



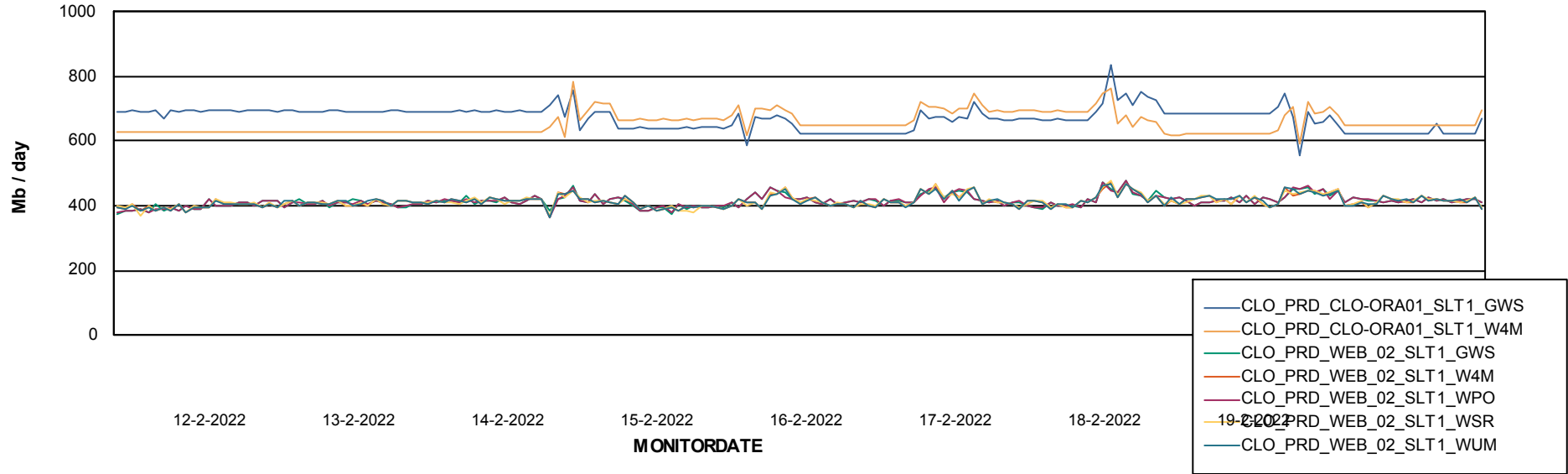
# Weekly SLA Customer Report

Customer CLO Production  
Database ID 38



## ABSSolute Web Component Services

### Avg memory used per ABS Web component



# Weekly SLA Customer Report

Customer CLO Production  
Database ID 38



## Disaster per ABS component

