

Weekly SLA Customer Report

Customer PCO_Production
Database ID 44



Harddisk Usage PCO_PRD_ORACLE1

	Free disk space on C: (%)	Total disk space on C: (Gb)	Used disk space on C: (Gb)	Free disk space on D: (%)	Total disk space on D: (Gb)	Used disk space on D: (Gb)
12-2-2022	22	447	346	41	1,676	981
11-2-2022	22	447	347	42	1,676	974
10-2-2022	22	447	347	42	1,676	974
9-2-2022	22	447	347	42	1,676	974
8-2-2022	22	447	346	42	1,676	974
7-2-2022	22	447	346	42	1,676	974
6-2-2022	22	447	347	42	1,676	974

Harddisk Usage PCO_PRD_ORACLE2

	Free disk space on C: (%)	Total disk space on C: (Gb)	Used disk space on C: (Gb)	Free disk space on D: (%)	Total disk space on D: (Gb)	Used disk space on D: (Gb)
12-2-2022	51	279	136	21	838	661
11-2-2022	51	279	137	21	838	661
10-2-2022	51	279	137	21	838	661
9-2-2022	51	279	137	21	838	661
8-2-2022	51	279	136	21	838	661
7-2-2022	51	279	136	21	838	661
6-2-2022	51	279	136	21	838	661

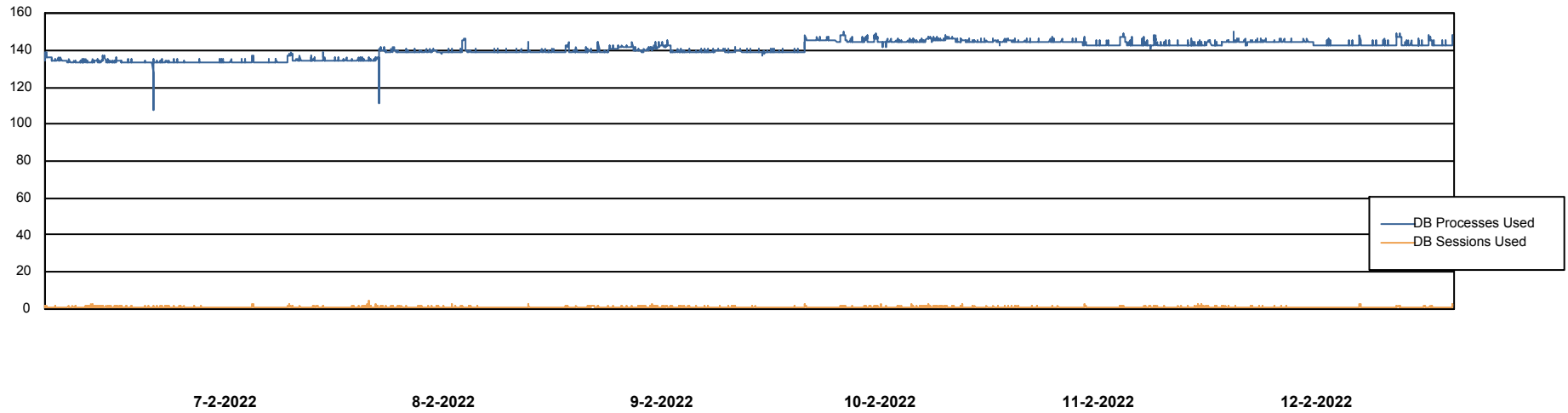
Weekly SLA Customer Report

Customer PCO_Production
Database ID 44



Database Performance PCODB_Production

DB Processes Max 350



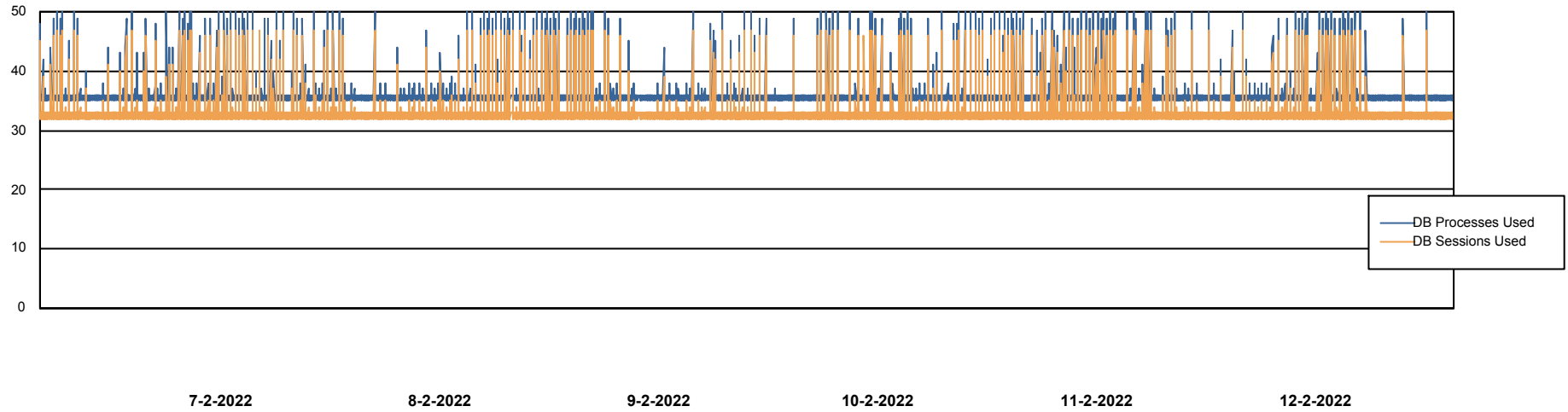
Weekly SLA Customer Report

Customer PCO_Production
Database ID 44



Database Performance PCODB_Standby

DB Processes Max 350



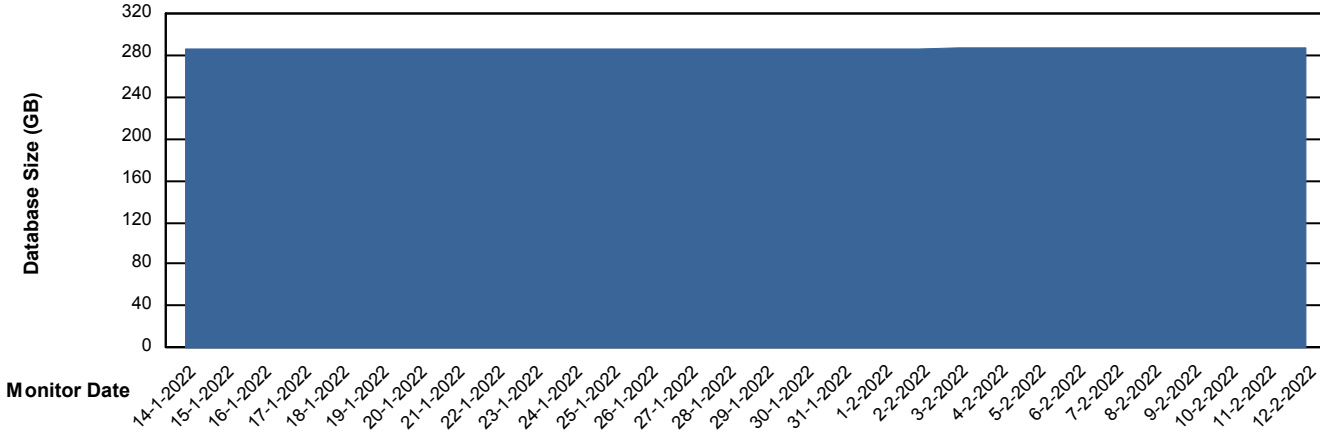
Weekly SLA Customer Report

Customer PCO_Production
 Database ID 44



DATABASE SIZE PCODB_Production

Database growth over last month



Database Tablespace PCODB_Production

Date	Tablespace Name	Filesize (Gb)	Usedsize (Gb)	Percentage free
12-2-2022	ABSDATA	238	110	54
	INDX	329	175	47
11-2-2022	ABSDATA	238	110	54
	INDX	329	175	47
10-2-2022	ABSDATA	238	110	54
	INDX	329	175	47
9-2-2022	ABSDATA	238	110	54
	INDX	329	175	47
8-2-2022	ABSDATA	238	110	54
	INDX	329	175	47
7-2-2022	ABSDATA	238	110	54
	INDX	329	175	47
6-2-2022	ABSDATA	238	110	54
	INDX	329	175	47