

Weekly SLA Customer Report

Customer VEN_Production
 Database ID 35



Harddisk Usage VEN_PRD_VENABS06_DB

	Free disk space on C: (%)	Total disk space on C: (Gb)	Used disk space on C: (Gb)	Free disk space on D: (%)	Total disk space on D: (Gb)	Used disk space on D: (Gb)	Free disk space on E: (%)	Total disk space on E: (Gb)	Used disk space on E: (Gb)
5-2-2022	55	102	46	32	601	406	52	400	192
4-2-2022	55	102	46	32	601	406	55	400	180
3-2-2022	55	102	46	32	601	406	55	400	179
2-2-2022	55	102	46	32	601	406	55	400	180
1-2-2022	55	102	46	32	601	406	55	400	180
31-1-2022	55	102	46	32	601	406	55	400	179
30-1-2022	55	102	46	32	601	406	55	400	179

Harddisk Usage VEN_PRD_VENABS07_SB-DB

	Free disk space on C: (%)	Total disk space on C: (Gb)	Used disk space on C: (Gb)	Free disk space on D: (%)	Total disk space on D: (Gb)	Used disk space on D: (Gb)	Free disk space on E: (%)	Total disk space on E: (Gb)	Used disk space on E: (Gb)
5-2-2022	51	102	50	24	850	645	90	400	40
4-2-2022	51	102	50	24	850	645	91	400	38
3-2-2022	51	102	50	24	850	645	91	400	38
2-2-2022	50	102	51	24	850	645	90	400	38
1-2-2022	50	102	51	24	850	645	91	400	38
31-1-2022	50	102	51	24	850	645	91	400	38
30-1-2022	49	102	52	24	850	645	91	400	38

Weekly SLA Customer Report

Customer VEN_Production
Database ID 35



Harddisk Usage VEN_PRD_VENABS08_BI

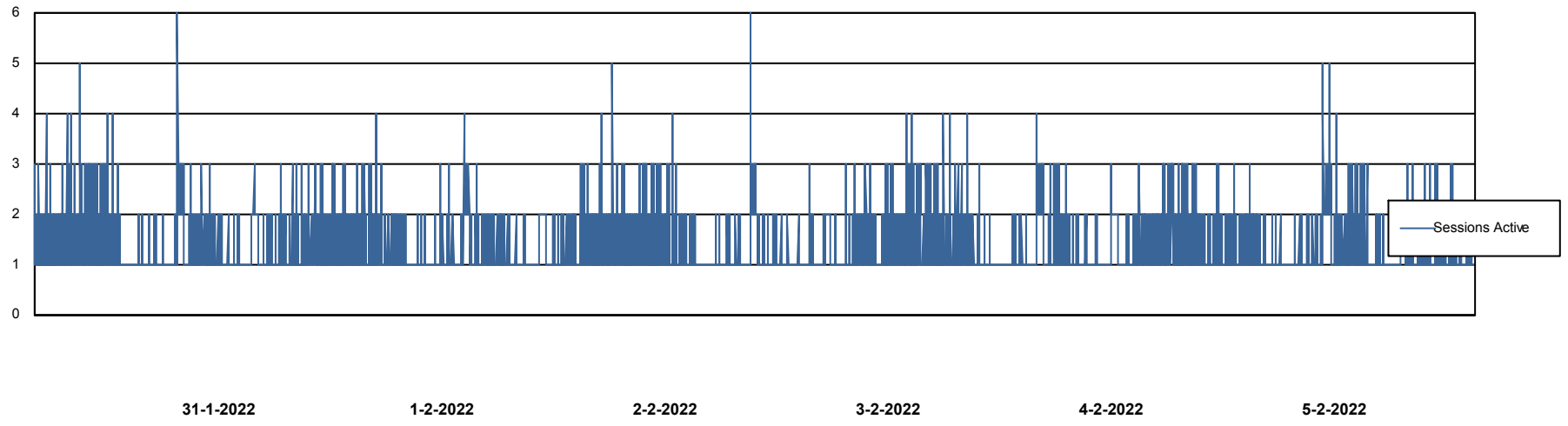
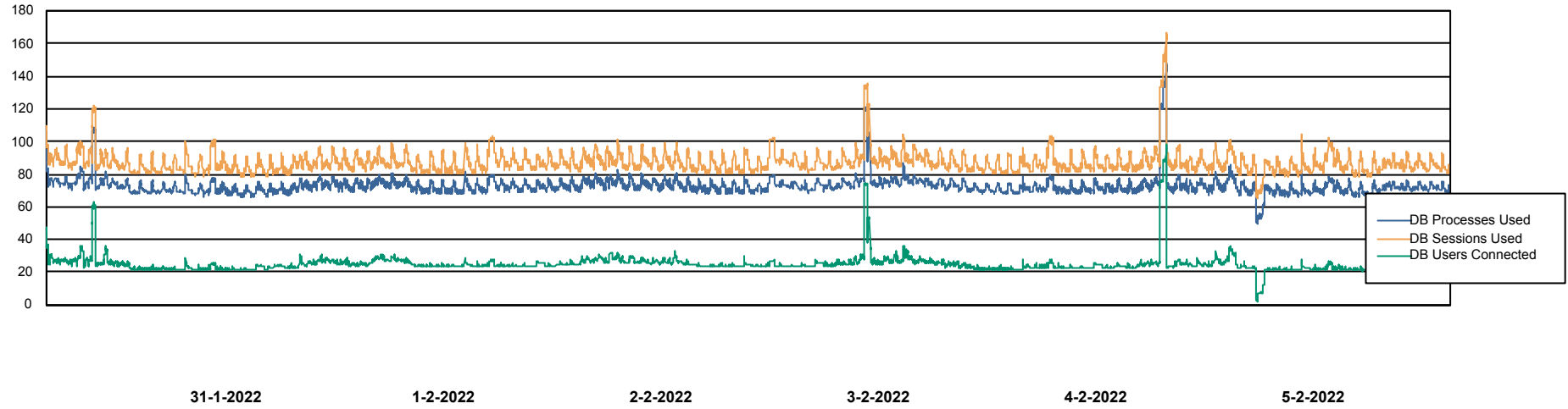
	Free disk space on C: (%)	Total disk space on C: (Gb)	Used disk space on C: (Gb)	Free disk space on D: (%)	Total disk space on D: (Gb)	Used disk space on D: (Gb)
5-2-2022	42	102	59	27	601	440
4-2-2022	42	102	59	27	601	439
3-2-2022	42	102	59	27	601	439
2-2-2022	42	102	59	27	601	439
1-2-2022	42	102	59	27	601	439
31-1-2022	42	102	59	27	601	439
30-1-2022	42	102	59	27	601	439

Weekly SLA Customer Report

Customer VEN_Production
Database ID 35



Database Performance VENDB_Production



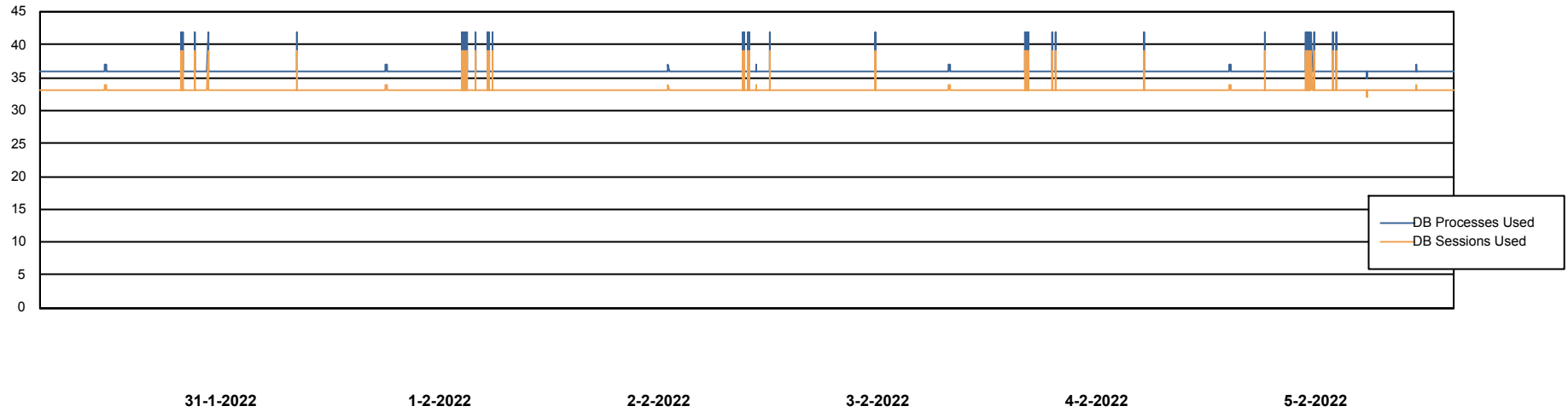
Weekly SLA Customer Report

Customer VEN_Production
Database ID 35



Database Performance VENDB_Standby

DB Processes Max 300



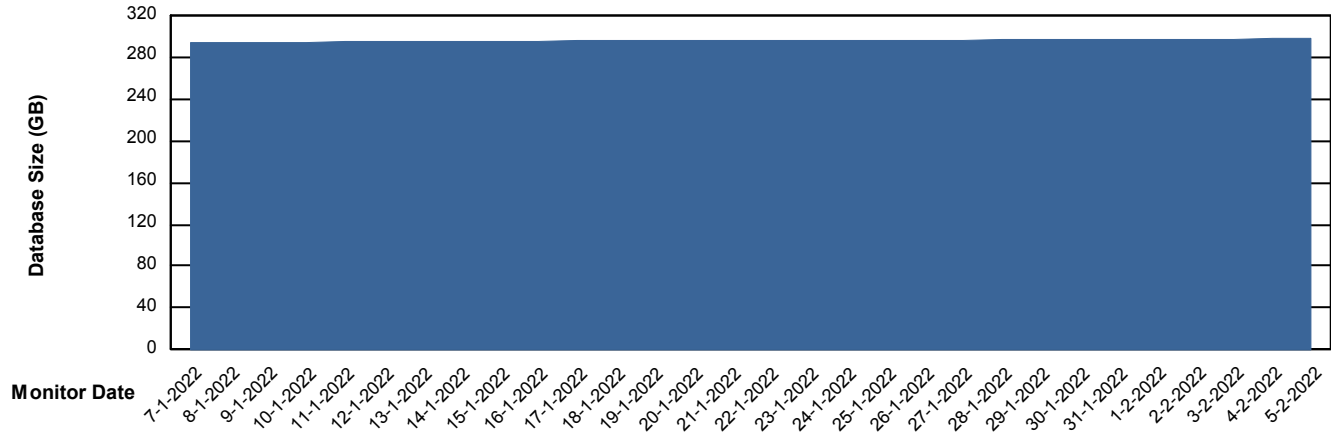
Weekly SLA Customer Report

Customer VEN_Production
 Database ID 35



DATABASE SIZE VENDB_Production

Database growth over last month



Database Tablespace VENDB_Production

Date	Tablespace Name	Filesize (Gb)	Usedsize (Gb)	Percentage free
5-2-2022	ABSDATA	186	150	19
	INDX	166	139	16
4-2-2022	ABSDATA	186	150	19
	INDX	166	139	16
3-2-2022	ABSDATA	186	150	19
	INDX	166	138	17
2-2-2022	ABSDATA	186	150	19
	INDX	166	138	17
1-2-2022	ABSDATA	186	150	20
	INDX	166	138	17
31-1-2022	ABSDATA	186	150	20
	INDX	166	138	17
30-1-2022	ABSDATA	186	150	20
	INDX	166	138	17

Weekly SLA Customer Report

Customer VEN_Production
Database ID 35



Standby Database Health VEN_Production

Recovery lag for last 7 days

