

Weekly SLA Customer Report

Customer SNG_Production
 Database ID 70



Harddisk Usage SNG_PRD_ORACLE1

	Free disk space on / (%)	Total disk space on / (Gb)	Used disk space on / (Gb)	Free disk space on /boot (%)	Total disk space on /boot (Gb)	Used disk space on /boot (Gb)	Free disk space on /home (%)	Total disk space on /home (Gb)	Used disk space on /home (Gb)	Free disk space on /u01 (%)
5-2-2022	42	550	321	77	1	0	100	561	0	92
4-2-2022	42	550	321	77	1	0	100	561	0	92
3-2-2022	42	550	321	77	1	0	100	561	0	92
2-2-2022	42	550	321	77	1	0	100	561	0	92
1-2-2022	42	550	321	77	1	0	100	561	0	93
31-1-2022	42	550	321	77	1	0	100	561	0	93
30-1-2022	42	550	321	77	1	0	100	561	0	93

Harddisk Usage SNG_PRD_SVR1_ABSAPP1

	Free disk space on C: (%)	Total disk space on C: (Gb)	Used disk space on C: (Gb)	Free disk space on D: (%)	Total disk space on D: (Gb)	Used disk space on D: (Gb)	Free disk space on Z: (%)	Total disk space on Z: (Gb)	Used disk space on Z: (Gb)
5-2-2022	30	40	28	47	80	42	0	5	5
4-2-2022	30	40	28	47	80	42	0	5	5
3-2-2022	30	40	28	55	80	36	0	5	5
2-2-2022	30	40	28	62	80	31	0	5	5
1-2-2022	30	40	28	62	80	31	0	5	5
31-1-2022	30	40	28	62	80	31	0	5	5
30-1-2022	30	40	28	62	80	31	0	5	5

Weekly SLA Customer Report

Customer SNG_Production
Database ID 70



Harddisk Usage SNG_PRD_SVR1_ABSWEB1

	Free disk space on C: (%)	Total disk space on C: (Gb)	Used disk space on C: (Gb)	Free disk space on D: (%)	Total disk space on D: (Gb)	Used disk space on D: (Gb)
5-2-2022	22	40	31	0	5	5
4-2-2022	23	40	31	0	5	5
3-2-2022	23	40	30	0	5	5
2-2-2022	24	40	30	0	5	5
1-2-2022	24	40	30	0	5	5
31-1-2022	25	40	30	0	5	5
30-1-2022	25	40	30	0	5	5

Harddisk Usage SNG_PRD_SVR1_ABSWEB2

	Free disk space on C: (%)	Total disk space on C: (Gb)	Used disk space on C: (Gb)	Free disk space on D: (%)	Total disk space on D: (Gb)	Used disk space on D: (Gb)
5-2-2022	42	40	23	0	5	5
4-2-2022	42	40	23	0	5	5
3-2-2022	42	40	23	0	5	5
2-2-2022	43	40	23	0	5	5
1-2-2022	41	40	23	0	5	5
31-1-2022	40	40	24	0	5	5
30-1-2022	40	40	24	0	5	5

Weekly SLA Customer Report

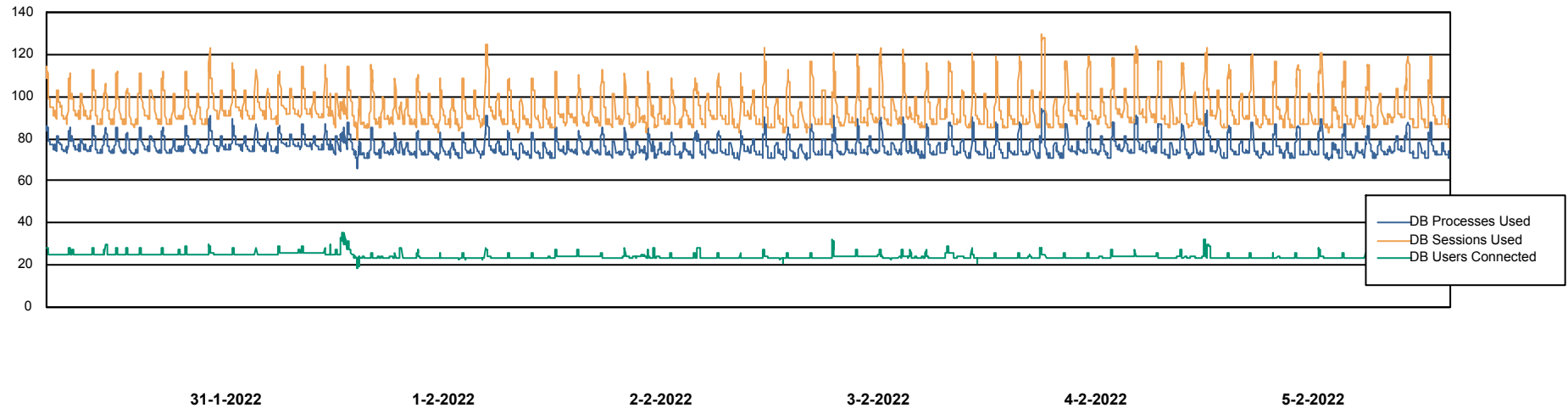
Customer SNG_Production
 Database ID 70



Harddisk Usage SNG_PRD_SVR2_ABSAPP2

	Free disk space on C: (%)	Total disk space on C: (Gb)	Used disk space on C: (Gb)	Free disk space on D: (%)	Total disk space on D: (Gb)	Used disk space on D: (Gb)	Free disk space on Z: (%)	Total disk space on Z: (Gb)	Used disk space on Z: (Gb)
5-2-2022	37	40	25	92	80	6	0	5	5
4-2-2022	37	40	25	92	80	6	0	5	5
3-2-2022	37	40	25	92	80	6	0	5	5
2-2-2022	38	40	25	92	80	6	0	5	5
1-2-2022	38	40	25	92	80	6	0	5	5
31-1-2022	38	40	25	92	80	6	0	5	5
30-1-2022	37	40	25	92	80	6	0	5	5

Database Performance SNG_PRD_ORACLE1



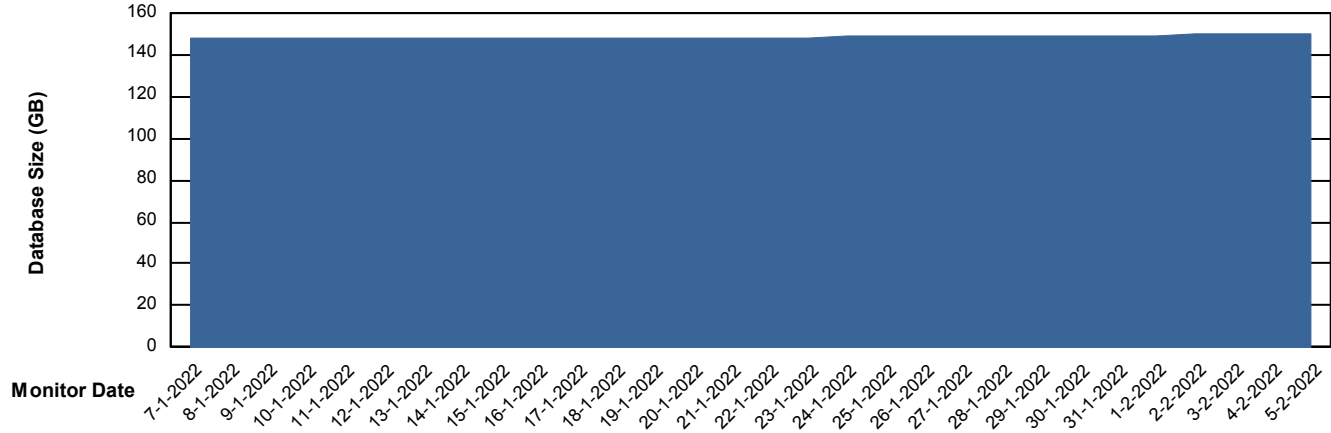
Weekly SLA Customer Report

Customer SNG_Production
 Database ID 70



DATABASE SIZE SNG_PRD_ORACLE1

Database growth over last month



Database Tablespace SNG_PRD_ORACLE1

Date	Tablespace Name	Filesize (Gb)	Usedsize (Gb)	Percentage free
5-2-2022	ABSDATA	48	32	32
	INDX	110	84	24
4-2-2022	ABSDATA	48	32	32
	INDX	110	84	24
3-2-2022	ABSDATA	48	32	32
	INDX	110	84	24
2-2-2022	ABSDATA	48	32	32
	INDX	110	84	24
1-2-2022	ABSDATA	48	32	32
	INDX	110	84	24
31-1-2022	ABSDATA	48	32	33
	INDX	110	84	24
30-1-2022	ABSDATA	48	32	33
	INDX	110	84	24

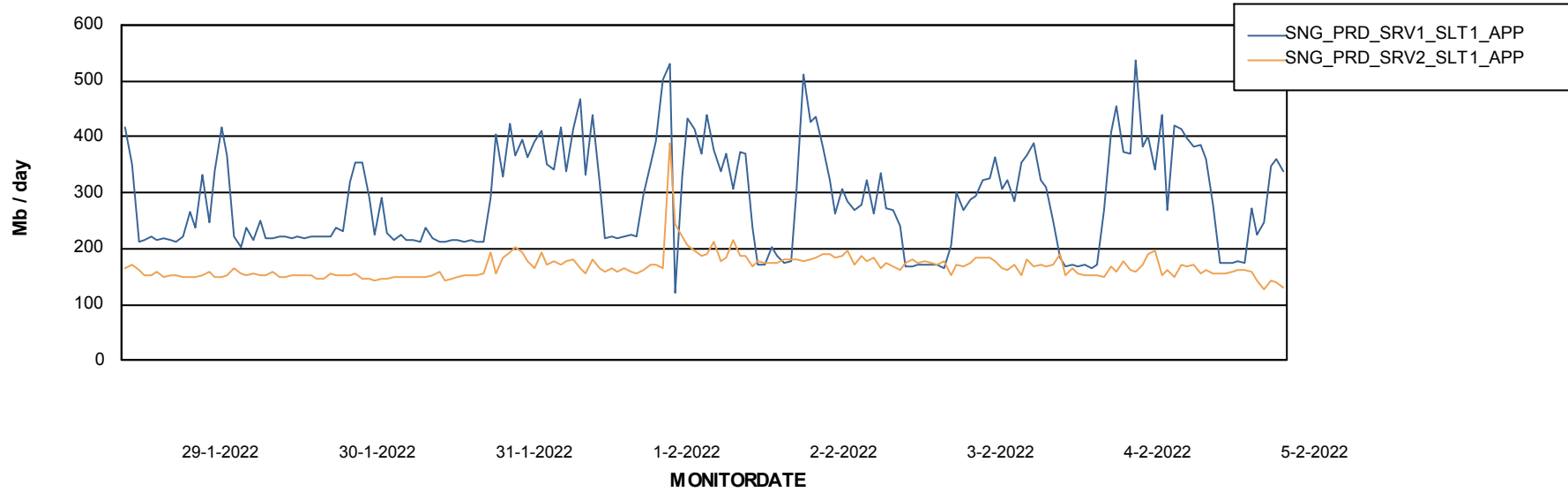
Weekly SLA Customer Report

Customer SNG_Production
Database ID 70

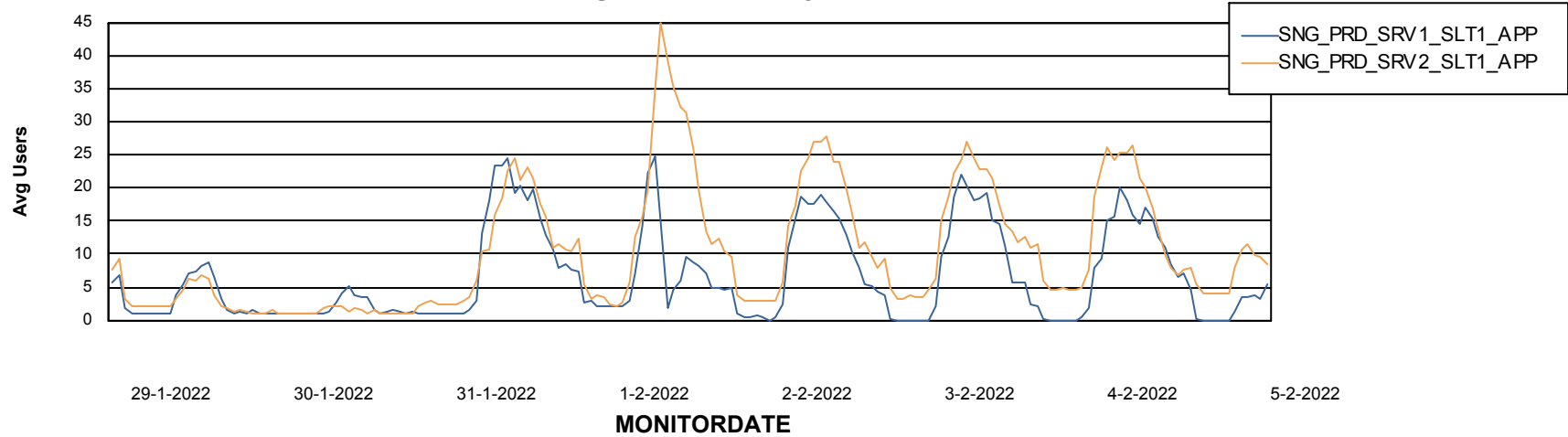


ABSSolute Application Server Services

Avg memory used per ABS Server Service



Avg users per day per ABS server



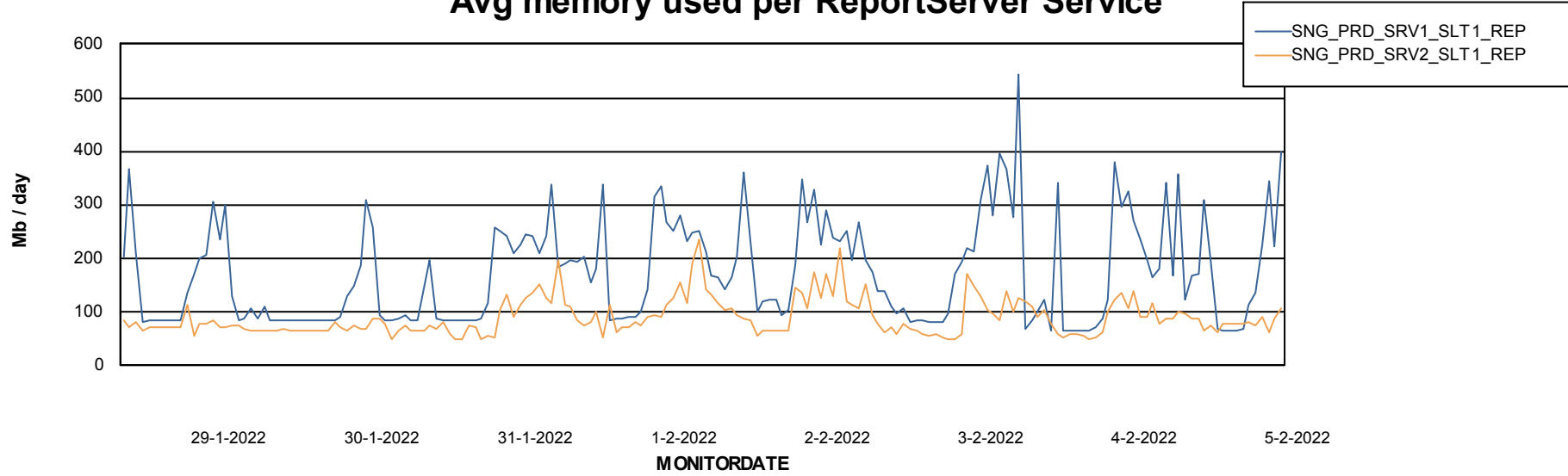
Weekly SLA Customer Report

Customer SNG_Production
Database ID 70



ABSSolute Application ReportServer Services

Avg memory used per ReportServer Service



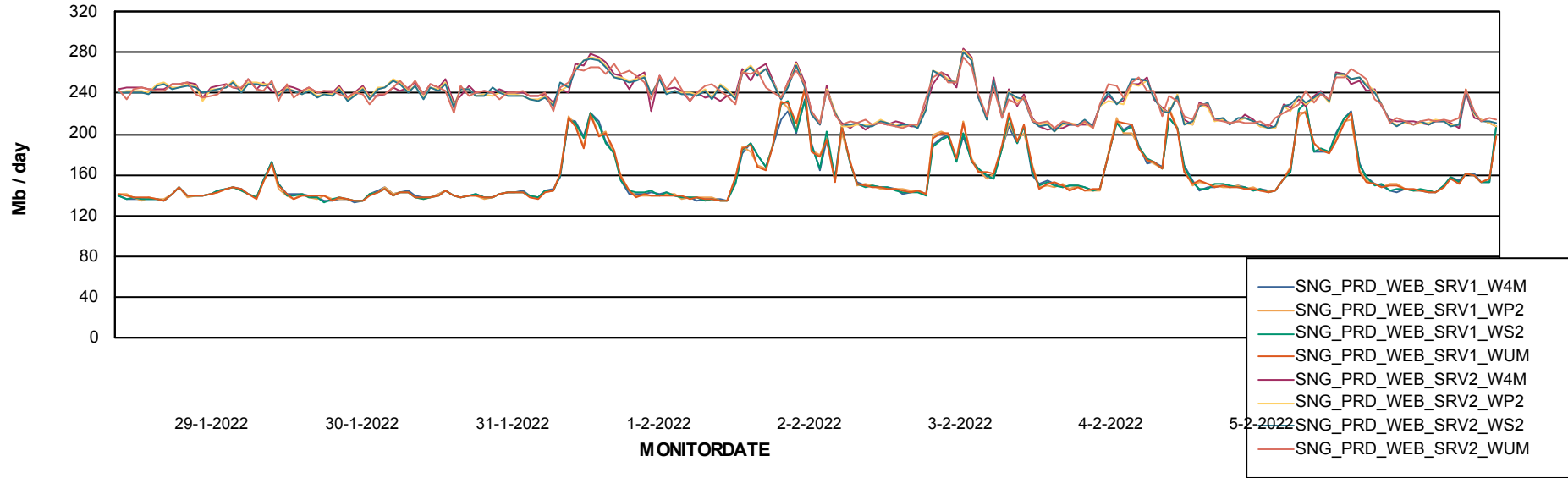
Weekly SLA Customer Report

Customer SNG_Production
Database ID 70



ABSSolute Web Component Services

Avg memory used per ABS Web component



Weekly SLA Customer Report

Customer SNG_Production
Database ID 70



Disaster per ABS component

