

Weekly SLA Customer Report

Customer PCO_Production
Database ID 44



Harddisk Usage PCO_PRD_ORACLE1

	Free disk space on C: (%)	Total disk space on C: (Gb)	Used disk space on C: (Gb)	Free disk space on D: (%)	Total disk space on D: (Gb)	Used disk space on D: (Gb)
5-2-2022	22	447	347	41	1,676	985
4-2-2022	22	447	347	42	1,676	973
3-2-2022	22	447	347	42	1,676	973
2-2-2022	22	447	347	42	1,676	971
1-2-2022	22	447	347	42	1,676	964
31-1-2022	22	447	347	43	1,676	960
30-1-2022	22	447	347	43	1,676	960

Harddisk Usage PCO_PRD_ORACLE2

	Free disk space on C: (%)	Total disk space on C: (Gb)	Used disk space on C: (Gb)	Free disk space on D: (%)	Total disk space on D: (Gb)	Used disk space on D: (Gb)
5-2-2022	51	279	136	21	838	661
4-2-2022	51	279	136	21	838	661
3-2-2022	51	279	136	21	838	661
2-2-2022	51	279	136	21	838	661
1-2-2022	51	279	136	21	838	661
31-1-2022	51	279	136	21	838	661
30-1-2022	51	279	136	21	838	661

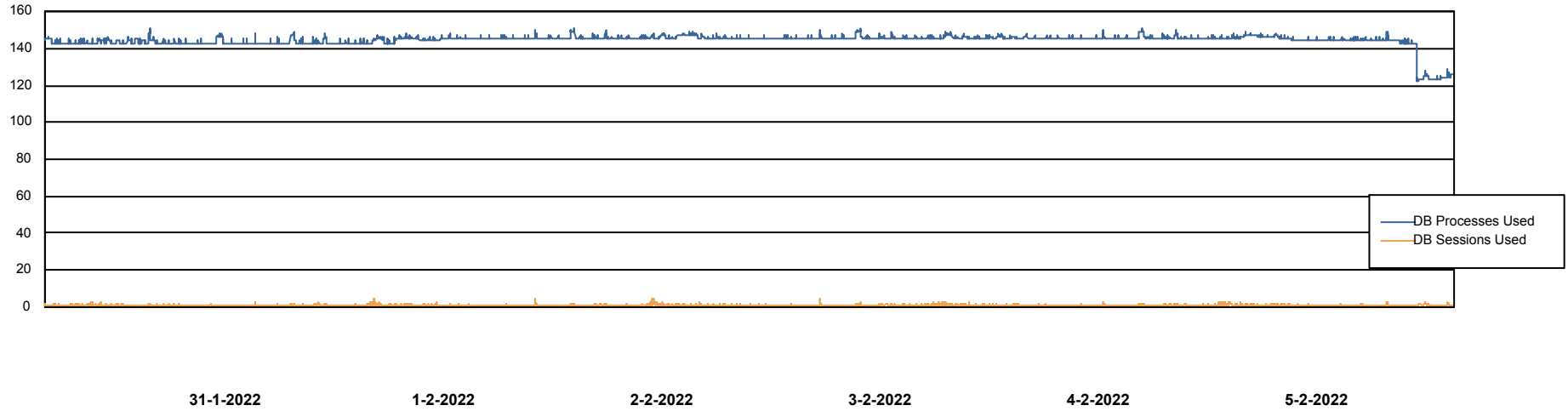
Weekly SLA Customer Report

Customer PCO_Production
Database ID 44



Database Performance PCODB_Production

DB Processes Max 350



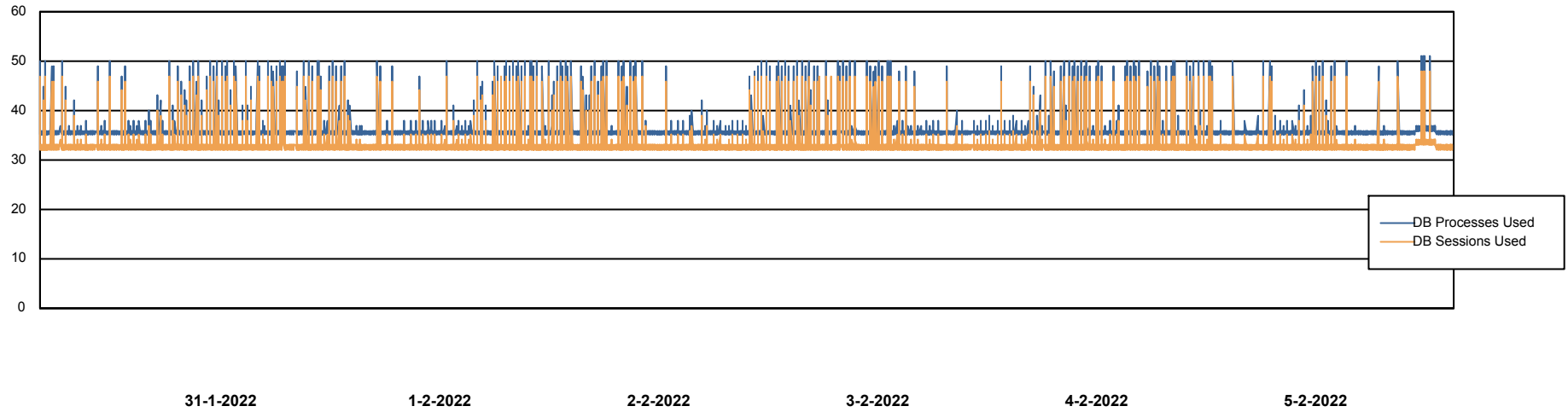
Weekly SLA Customer Report

Customer PCO_Production
Database ID 44



Database Performance PCODB_Standby

DB Processes Max 350



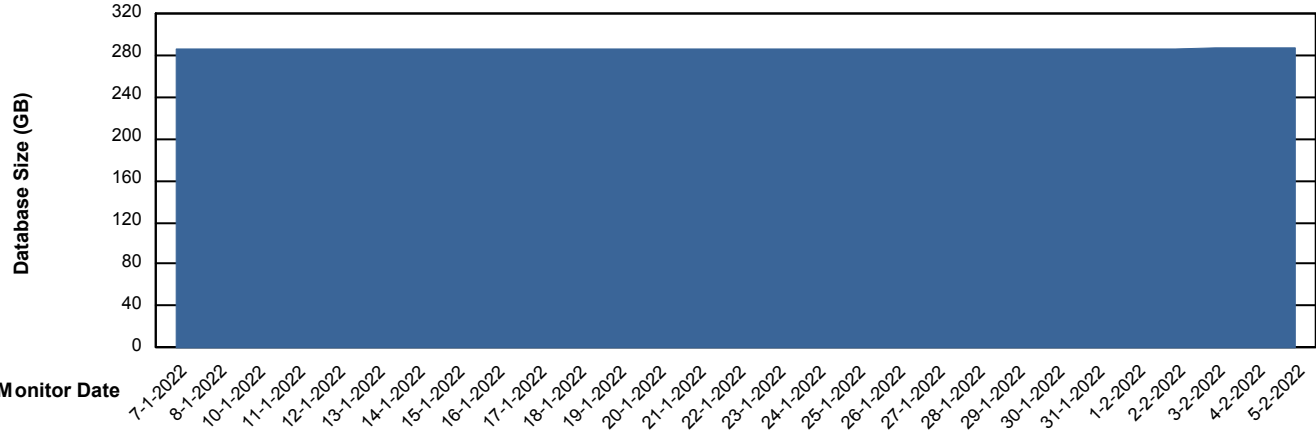
Weekly SLA Customer Report

Customer PCO_Production
 Database ID 44



DATABASE SIZE PCODB_Production

Database growth over last month



Database Tablespace PCODB_Production

Date	Tablespace Name	Filesize (Gb)	Usedsize (Gb)	Percentage free
5-2-2022	ABSDATA	238	110	54
	INDX	329	175	47
4-2-2022	ABSDATA	238	110	54
	INDX	329	175	47
3-2-2022	ABSDATA	238	110	54
	INDX	329	175	47
2-2-2022	ABSDATA	238	110	54
	INDX	329	174	47
1-2-2022	ABSDATA	238	110	54
	INDX	329	174	47
31-1-2022	ABSDATA	238	110	54
	INDX	329	174	47
30-1-2022	ABSDATA	238	110	54
	INDX	329	174	47