

Weekly SLA Customer Report

Customer LLG_Production
Database ID 53



Harddisk Usage LLG_PRD_APP01

	Free disk space on C: (%)	Total disk space on C: (Gb)	Used disk space on C: (Gb)	Free disk space on D: (%)	Total disk space on D: (Gb)	Used disk space on D: (Gb)
5-2-2022	32	200	135	97	200	7
4-2-2022	32	200	135	97	200	7
3-2-2022	32	200	135	97	200	7
2-2-2022	33	200	134	97	200	7
1-2-2022	33	200	134	97	200	7
31-1-2022	33	200	134	97	200	7
30-1-2022	33	200	134	97	200	7

Harddisk Usage LLG_PRD_APP02

	Free disk space on C: (%)	Total disk space on C: (Gb)	Used disk space on C: (Gb)	Free disk space on D: (%)	Total disk space on D: (Gb)	Used disk space on D: (Gb)
5-2-2022	59	200	81	93	200	15
4-2-2022	59	200	81	93	200	15
3-2-2022	59	200	81	93	200	15
2-2-2022	59	200	81	93	200	15
1-2-2022	59	200	81	93	200	15
31-1-2022	59	200	81	93	200	15
30-1-2022	59	200	81	93	200	15

Weekly SLA Customer Report

Customer LLG_Production
Database ID 53



Harddisk Usage LLG_PRD_BI02

	Free disk space on C: (%)	Total disk space on C: (Gb)	Used disk space on C: (Gb)	Free disk space on D: (%)	Total disk space on D: (Gb)	Used disk space on D: (Gb)
5-2-2022	60	150	60	55	685	311
4-2-2022	60	150	60	55	685	311
3-2-2022	60	150	60	55	685	311
2-2-2022	60	150	60	55	685	311
1-2-2022	60	150	60	55	685	311
31-1-2022	60	150	60	55	685	311
30-1-2022	60	150	60	55	685	311

Harddisk Usage LLG_PRD_OR01

	Free disk space on C: (%)	Total disk space on C: (Gb)	Used disk space on C: (Gb)	Free disk space on D: (%)	Total disk space on D: (Gb)	Used disk space on D: (Gb)	Free disk space on E: (%)	Total disk space on E: (Gb)	Used disk space on E: (Gb)
5-2-2022	83	279	46	58	928	388	49	749	381
4-2-2022	83	279	46	58	928	389	50	749	377
3-2-2022	83	279	46	58	928	389	50	749	377
2-2-2022	83	279	46	58	928	389	50	749	378
1-2-2022	83	279	46	58	928	389	50	749	377
31-1-2022	83	279	46	58	928	389	50	749	371
30-1-2022	83	279	46	58	928	388	55	749	334

Weekly SLA Customer Report

Customer LLG_Production
Database ID 53



Harddisk Usage LLG_PRD_ORS02

	Free disk space on C: (%)	Total disk space on C: (Gb)	Used disk space on C: (Gb)	Free disk space on D: (%)	Total disk space on D: (Gb)	Used disk space on D: (Gb)	Free disk space on E: (%)	Total disk space on E: (Gb)	Used disk space on E: (Gb)
5-2-2022	87	279	36	88	1,117	131	93	559	38
4-2-2022	87	279	36	88	1,117	131	93	559	38
3-2-2022	87	279	36	88	1,117	131	93	559	38
2-2-2022	87	279	36	88	1,117	131	93	559	38
1-2-2022	87	279	36	88	1,117	131	93	559	38
31-1-2022	87	279	36	88	1,117	131	93	559	38
30-1-2022	87	279	36	88	1,117	131	93	559	38

Harddisk Usage LLG_PRD_TS2

	Free disk space on C: (%)	Total disk space on C: (Gb)	Used disk space on C: (Gb)	Free disk space on D: (%)	Total disk space on D: (Gb)	Used disk space on D: (Gb)	Free disk space on E: (%)	Total disk space on E: (Gb)	Used disk space on E: (Gb)
5-2-2022	23	279	215	63	993	365	59	684	277
4-2-2022	23	279	215	63	993	365	59	684	278
3-2-2022	23	279	215	63	993	365	59	684	277
2-2-2022	23	279	215	63	993	365	59	684	277
1-2-2022	23	279	215	63	993	365	59	684	279
31-1-2022	23	279	215	63	993	365	53	684	323
30-1-2022	23	279	215	63	993	365	60	684	276

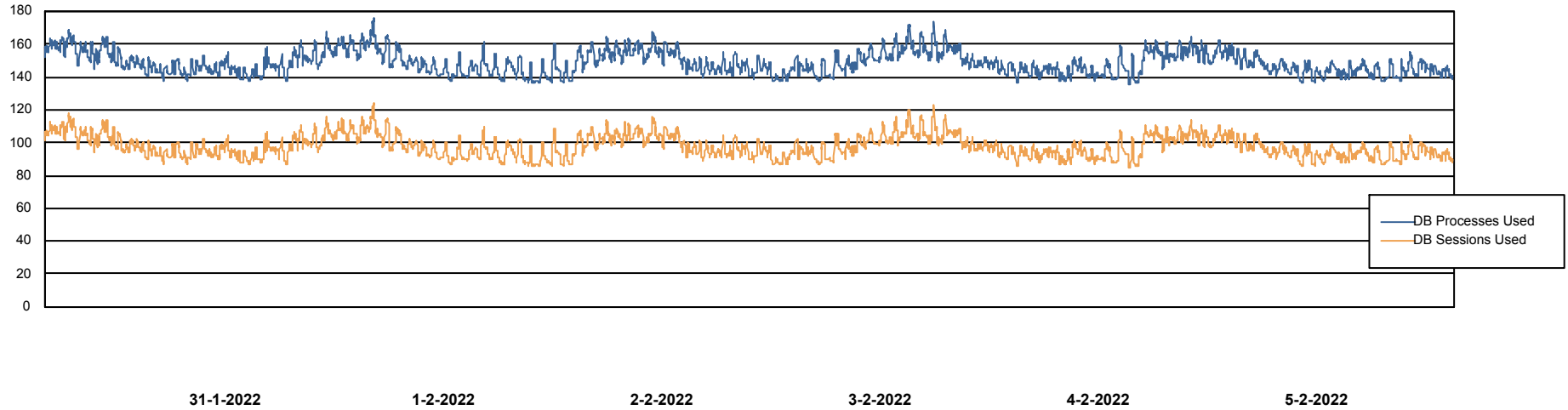
Weekly SLA Customer Report

Customer LLG_Production
Database ID 53



Database Performance LIGDB_Production

DB Processes Max 4
DB Processes Max 300



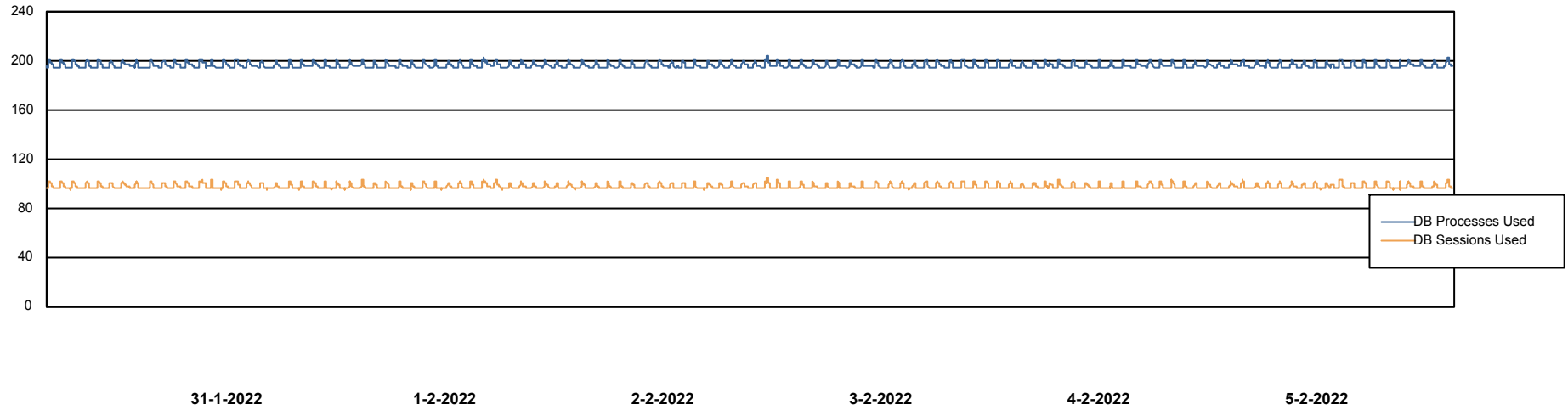
Weekly SLA Customer Report

Customer LLG_Production
Database ID 53



Database Performance LLGDB_Standby_TS2

DB Processes Max 300
DB Processes Max 0
DB Processes Max 4



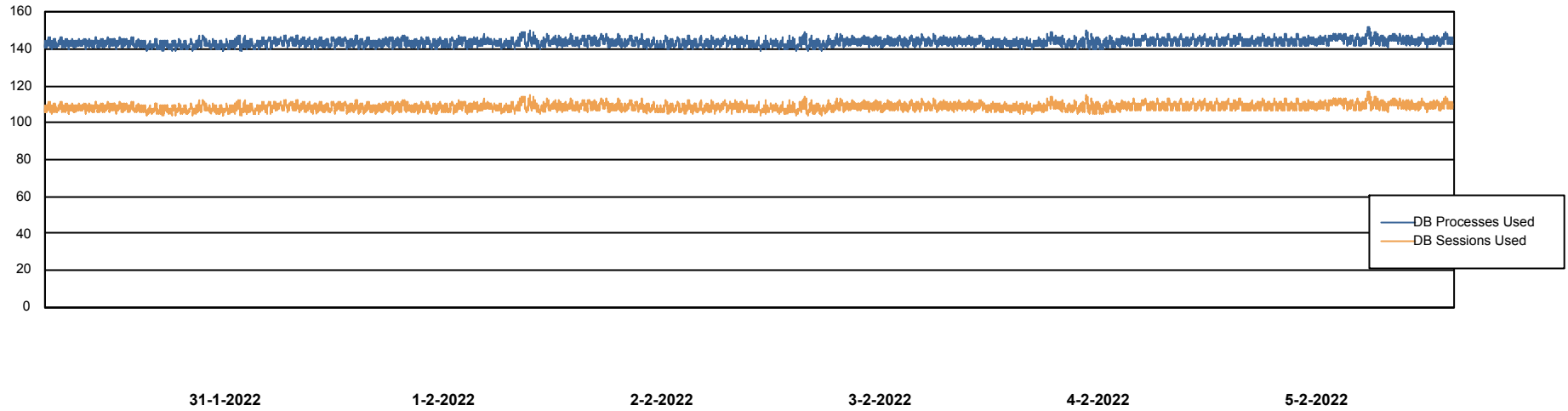
Weekly SLA Customer Report

Customer LLG_Production
Database ID 53



Database Performance LLGDBBI_Production

DB Processes Max 1,000



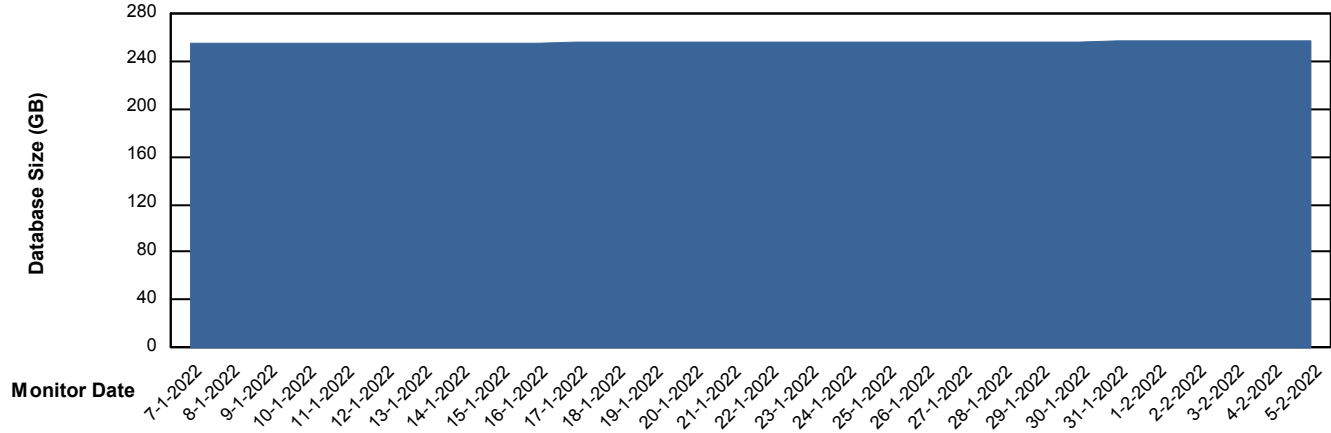
Weekly SLA Customer Report

Customer LLG_Production
Database ID 53



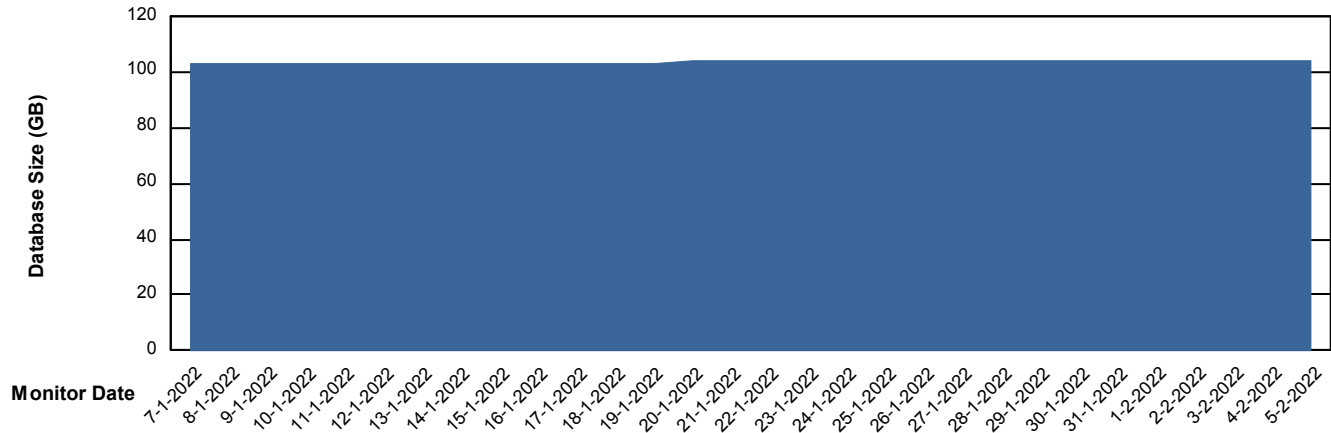
DATABASE SIZE LLGDB_Production

Database growth over last month



DATABASE SIZE LLGDBBI_Production

Database growth over last month



Weekly SLA Customer Report

Customer LLG_Production
 Database ID 53



Database Tablespace LLGDB_Production

Date	Tablespace Name	Filesize (Gb)	Usedsize (Gb)	Percentage free
5-2-2022	ABSDATA	156	101	35
	INDX	181	146	19
4-2-2022	ABSDATA	156	101	35
	INDX	181	146	19
3-2-2022	ABSDATA	156	101	35
	INDX	181	146	19
2-2-2022	ABSDATA	156	101	35
	INDX	181	146	19
1-2-2022	ABSDATA	156	101	35
	INDX	181	146	20
31-1-2022	ABSDATA	156	101	35
	INDX	181	146	20
30-1-2022	ABSDATA	156	101	35
	INDX	181	146	20

Weekly SLA Customer Report

Customer LLG_Production
 Database ID 53



Database Tablespace LLGDBBI_Production

Date	Tablespace Name	Filesize (Gb)	Usedsize (Gb)	Percentage free
5-2-2022	ABSDATA	100	47	53
	INDX	120	51	57
4-2-2022	ABSDATA	100	47	53
	INDX	120	51	57
3-2-2022	ABSDATA	100	47	53
	INDX	120	51	57
2-2-2022	ABSDATA	100	47	53
	INDX	120	51	57
1-2-2022	ABSDATA	100	47	53
	INDX	120	51	57
31-1-2022	ABSDATA	100	47	53
	INDX	120	51	57
30-1-2022	ABSDATA	100	47	53
	INDX	120	51	57

BI Status and last ETL error for LLGDBBI_Production

	ma 31/1/2022	di 1/2/2022	wo 2/2/2022	do 3/2/2022	vr 4/2/2022	za 5/2/2022
ABS DataWarehouse ETL Health	OK	OK	OK	OK	OK	OK
ABS DWHStaging ETL Health	OK	OK	OK	OK	OK	OK

Weekly SLA Customer Report

Customer LLG_Production
Database ID 53



BI last ETL error for	LLGDBBI_Production
di, 1-02-2022	None
za, 5-02-2022	None
zo, 30-01-2022	None
do, 3-02-2022	None
vr, 4-02-2022	None
za, 5-02-2022	None
wo, 2-02-2022	None
wo, 2-02-2022	None
zo, 30-01-2022	None
vr, 4-02-2022	None
di, 1-02-2022	None
ma, 31-01-2022	None
do, 3-02-2022	None
ma, 31-01-2022	None

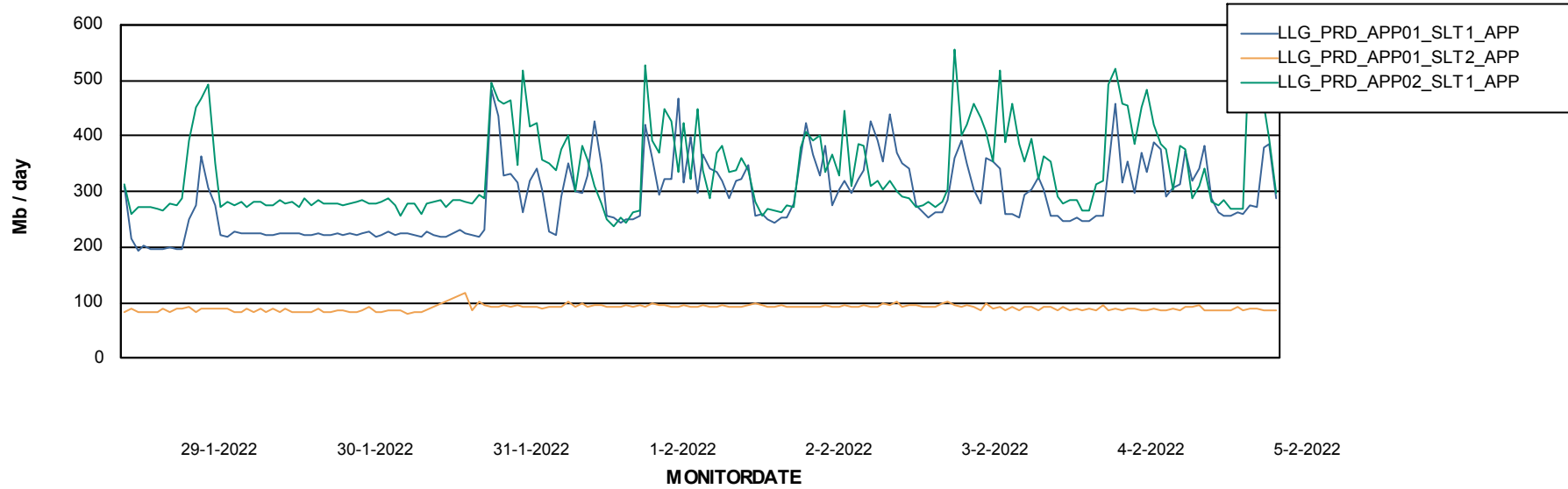
Weekly SLA Customer Report

Customer LLG_Production
Database ID 53



ABSSolute Application Server Services

Avg memory used per ABS Server Service



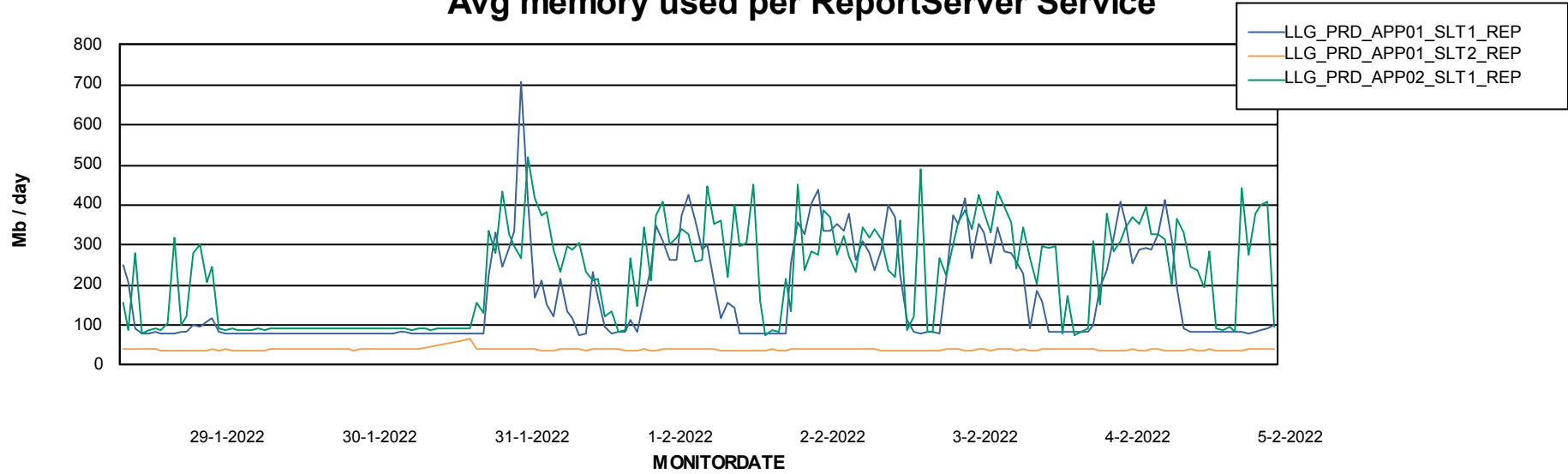
Weekly SLA Customer Report

Customer LLG_Production
Database ID 53

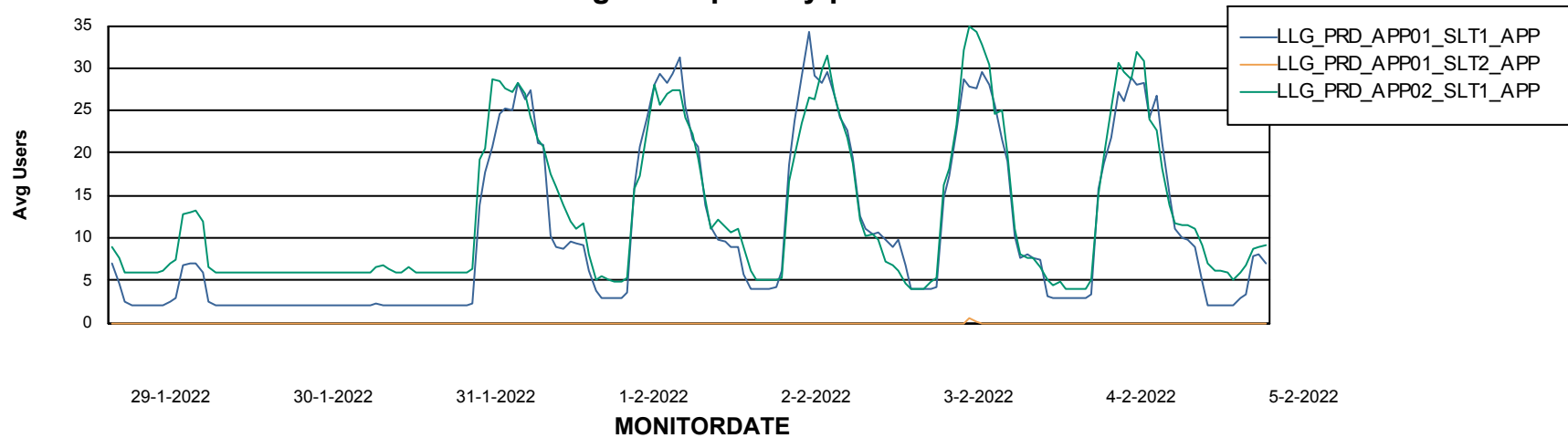


ABSolute Application Server Services

Avg memory used per ReportServer Service



Avg users per day per ABS server



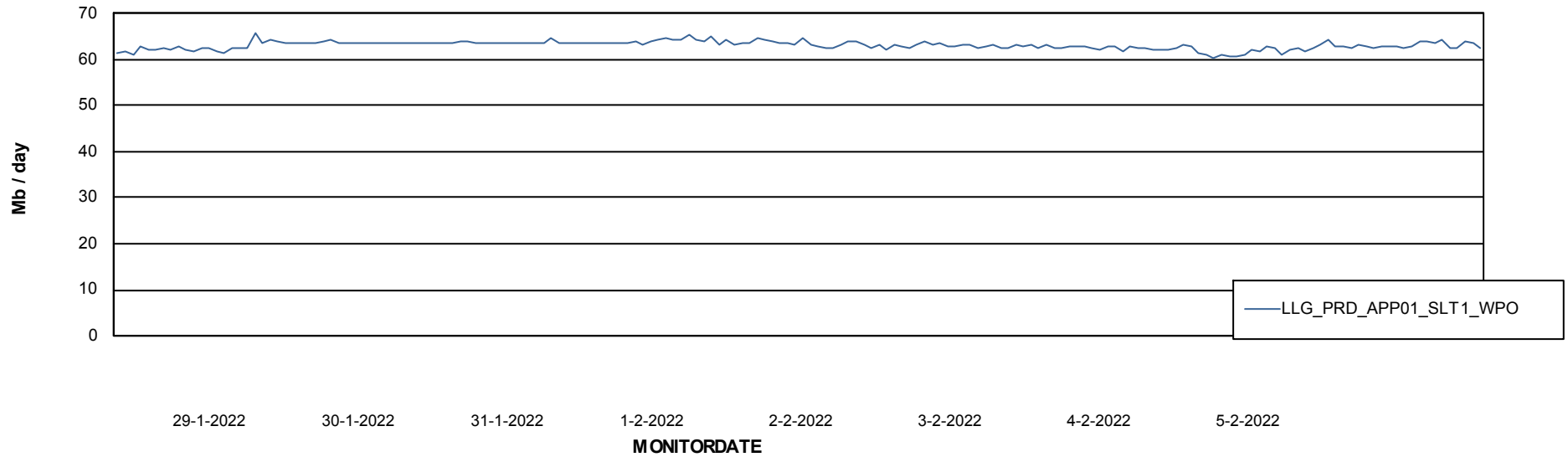
Weekly SLA Customer Report

Customer LLG_Production
Database ID 53



ABSSolute Application Server Services

Avg memory used per ABS Web component



Weekly SLA Customer Report

Customer LLG_Production
Database ID 53



Disaster per ABS component

