

Weekly SLA Customer Report

Customer CUS_Production
 Database ID 131



Harddisk Usage CUS_ABSBI

	Free disk space on C: (%)	Total disk space on C: (Gb)	Used disk space on C: (Gb)	Free disk space on D: (%)	Total disk space on D: (Gb)	Used disk space on D: (Gb)
5-2-2022	51	199	98	62	800	301
4-2-2022	51	199	98	62	800	301
3-2-2022	51	199	98	62	800	301
2-2-2022	51	199	98	62	800	301
1-2-2022	51	199	98	62	800	301
31-1-2022	51	199	98	62	800	301
30-1-2022	51	199	98	62	800	301

Harddisk Usage CUS_ABSPROD1

	Free disk space on C: (%)	Total disk space on C: (Gb)	Used disk space on C: (Gb)
5-2-2022	32	199	136
4-2-2022	24	199	152
3-2-2022	18	199	163
2-2-2022	18	199	163
1-2-2022	19	199	163
31-1-2022	19	199	162
30-1-2022	19	199	161

Weekly SLA Customer Report

Customer CUS_Production
Database ID 131



Harddisk Usage CUS_ABSPROD2

	Free disk space on C: (%)	Total disk space on C: (Gb)	Used disk space on C: (Gb)
5-2-2022	34	300	197
4-2-2022	34	300	197
3-2-2022	34	300	197
2-2-2022	35	300	197
1-2-2022	35	300	196
31-1-2022	35	300	196
30-1-2022	35	300	196

Harddisk Usage CUS_ABSWEBPROD

	Free disk space on C: (%)	Total disk space on C: (Gb)	Used disk space on C: (Gb)
5-2-2022	50	199	100
4-2-2022	50	199	100
3-2-2022	50	199	99
2-2-2022	50	199	99
1-2-2022	51	199	98
31-1-2022	51	199	97
30-1-2022	51	199	97

Weekly SLA Customer Report

Customer CUS_Production
Database ID 131



Harddisk Usage CUS_PrimaryDBSrv_ABSD1

	Free disk space on C: (%)	Total disk space on C: (Gb)	Used disk space on C: (Gb)	Free disk space on D: (%)	Total disk space on D: (Gb)	Used disk space on D: (Gb)
5-2-2022	46	199	108	20	1,024	818
4-2-2022	46	199	108	22	1,024	798
3-2-2022	46	199	108	22	1,024	803
2-2-2022	46	199	107	22	1,024	804
1-2-2022	46	199	107	22	1,024	801
31-1-2022	46	199	107	23	1,024	787
30-1-2022	46	199	107	23	1,024	784

Harddisk Usage CUS_StandByDBSrv_ABSD2

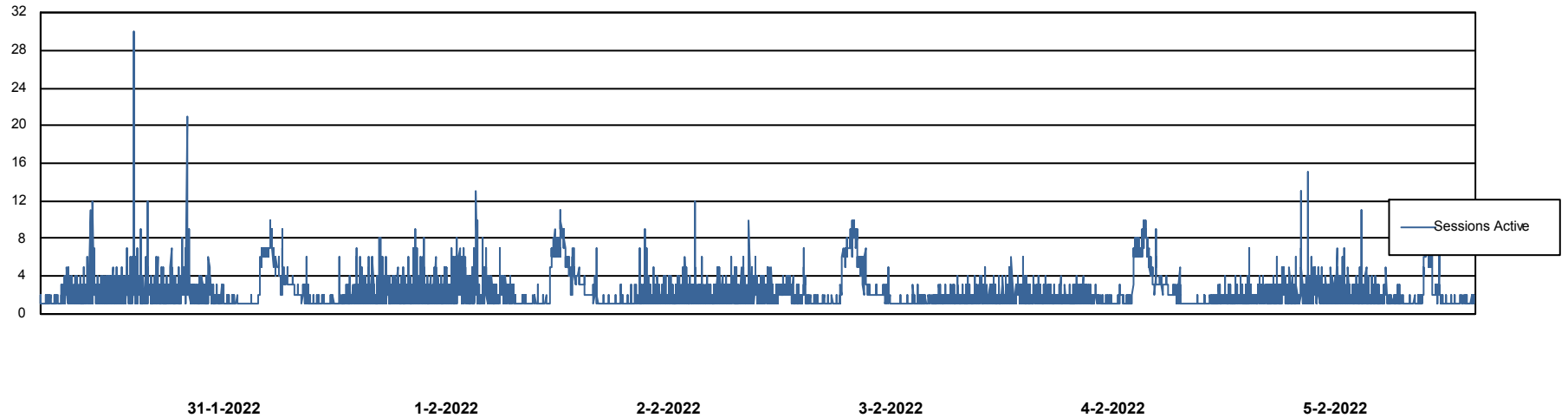
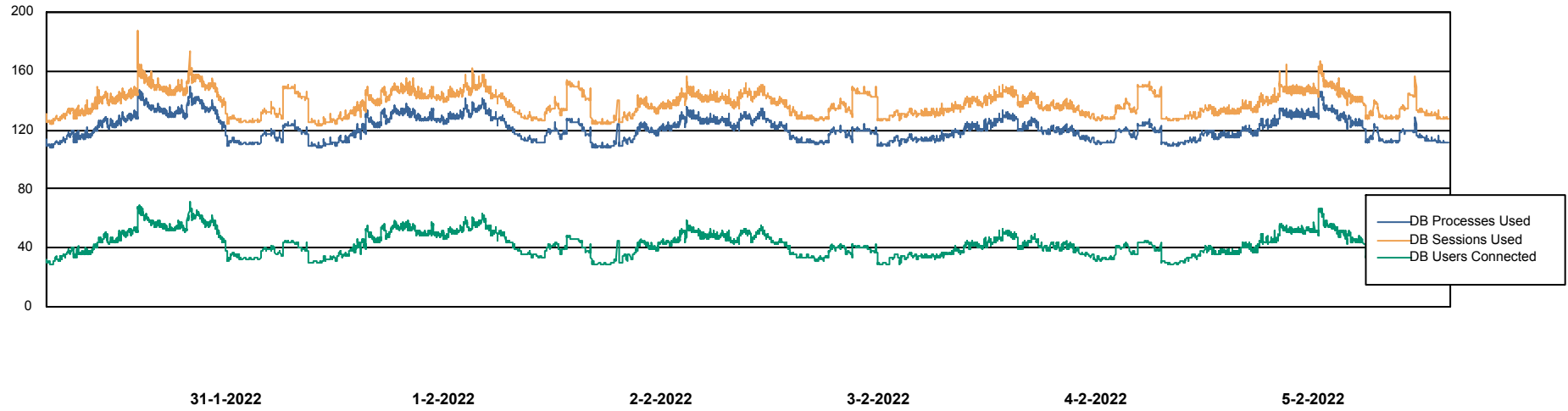
	Free disk space on C: (%)	Total disk space on C: (Gb)	Used disk space on C: (Gb)	Free disk space on D: (%)	Total disk space on D: (Gb)	Used disk space on D: (Gb)
5-2-2022	79	199	42	33	1,024	691
4-2-2022	79	199	41	33	1,024	690
3-2-2022	79	199	41	32	1,024	695
2-2-2022	80	199	41	32	1,024	696
1-2-2022	80	199	41	32	1,024	693
31-1-2022	80	199	40	34	1,024	679
30-1-2022	80	199	40	34	1,024	677

Weekly SLA Customer Report

Customer CUS_Production
Database ID 131



Database Performance CUS_ProdDB_Primary



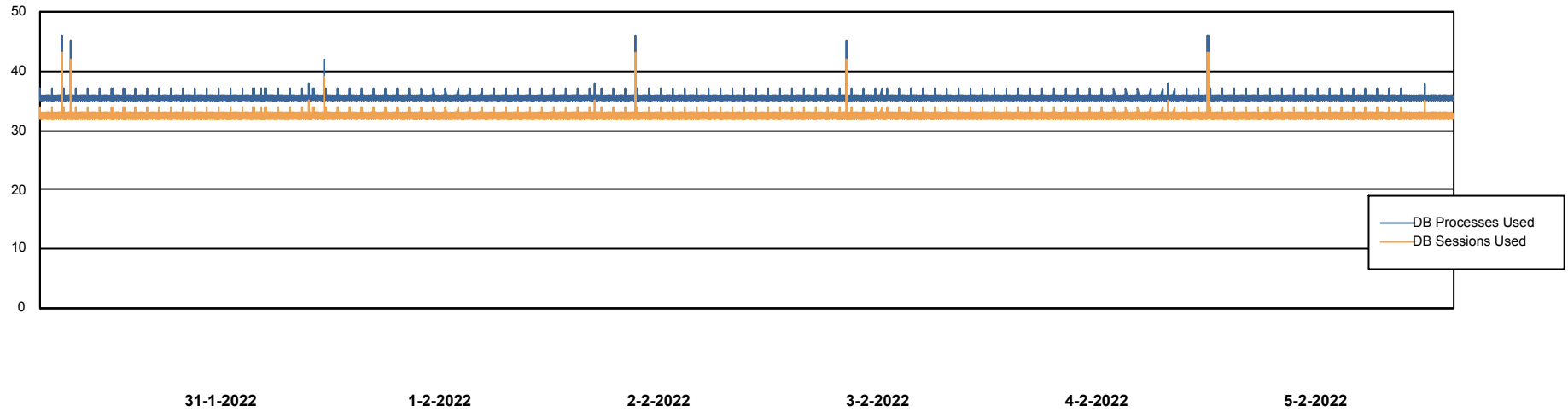
Weekly SLA Customer Report

Customer CUS_Production
Database ID 131



Database Performance CUS_ProdDB_Standby

DB Processes Max 300



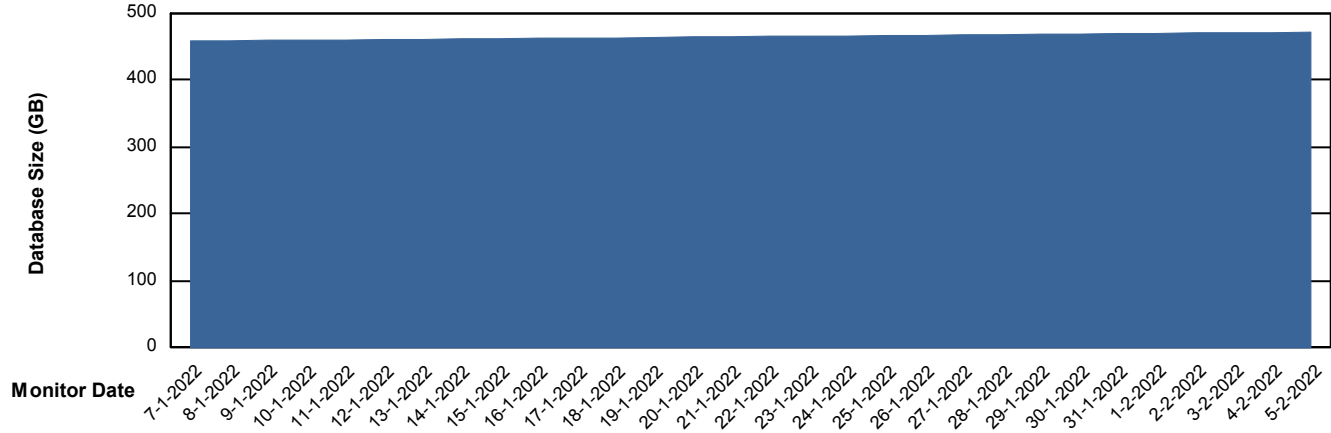
Weekly SLA Customer Report

Customer CUS_Production
 Database ID 131



DATABASE SIZE CUS_ProdDB_Primary

Database growth over last month



Database Tablespace CUS_ProdDB_Primary

Date	Tablespace Name	Filesize (Gb)	Usedsize (Gb)	Percentage free
5-2-2022	ABSDATA	174	144	17
	INDX	301	251	17
4-2-2022	ABSDATA	174	144	17
	INDX	301	250	17
3-2-2022	ABSDATA	174	143	18
	INDX	301	250	17
2-2-2022	ABSDATA	174	143	18
	INDX	301	250	17
1-2-2022	ABSDATA	174	143	18
	INDX	301	250	17
31-1-2022	ABSDATA	174	143	18
	INDX	301	250	17
30-1-2022	ABSDATA	170	143	16
	INDX	296	249	16

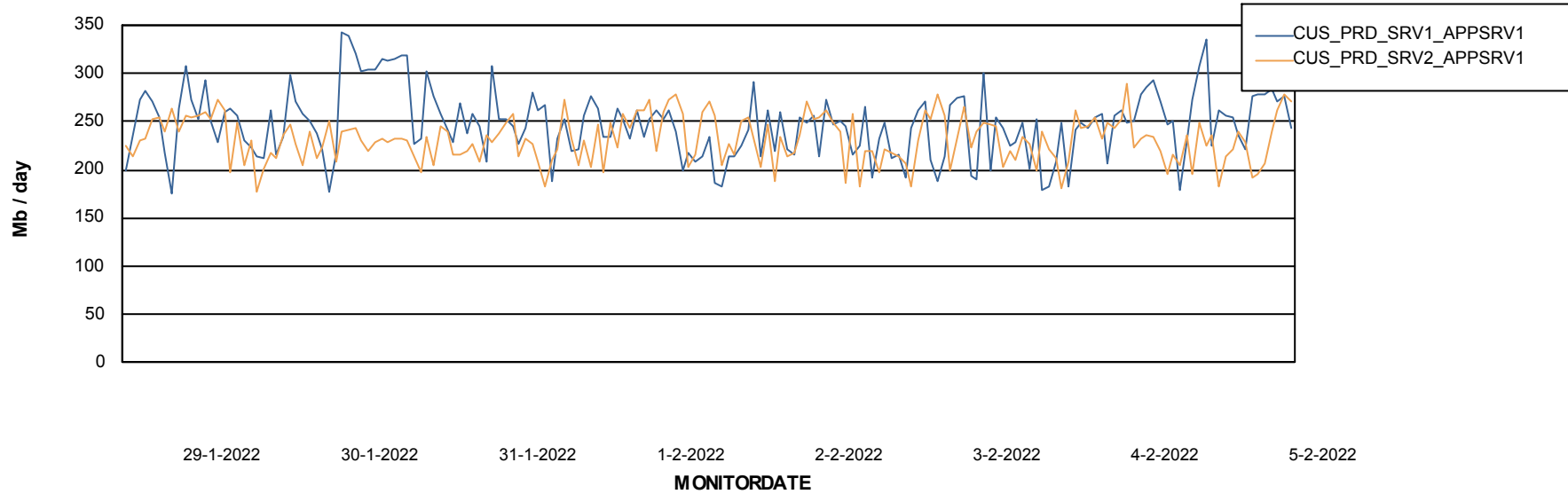
Weekly SLA Customer Report

Customer CUS_Production
Database ID 131

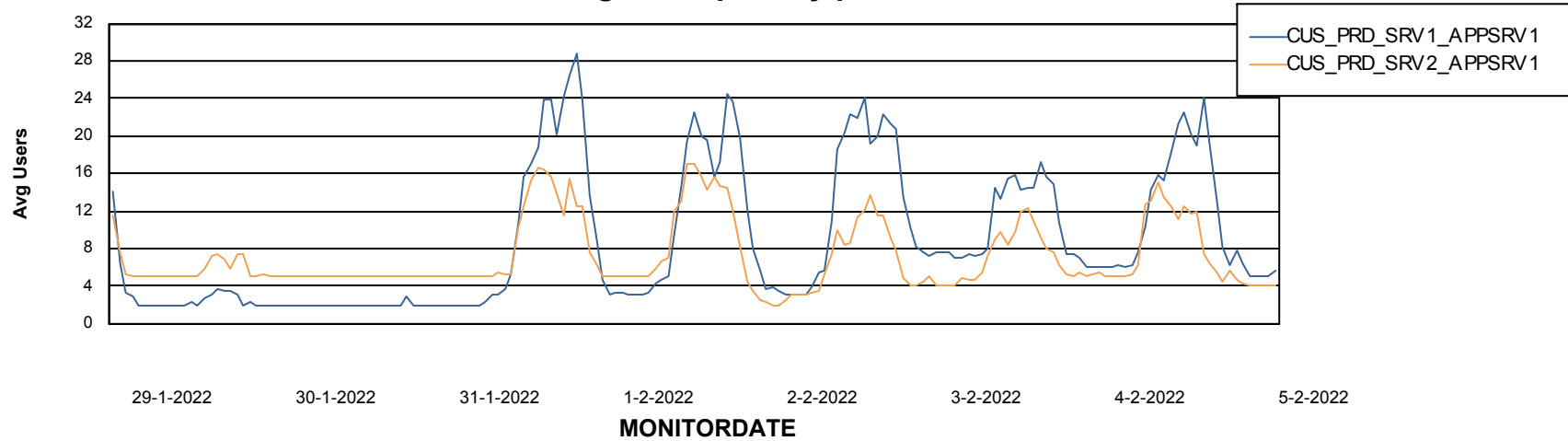


ABSSolute Application Server Services

Avg memory used per ABS Server Service



Avg users per day per ABS server



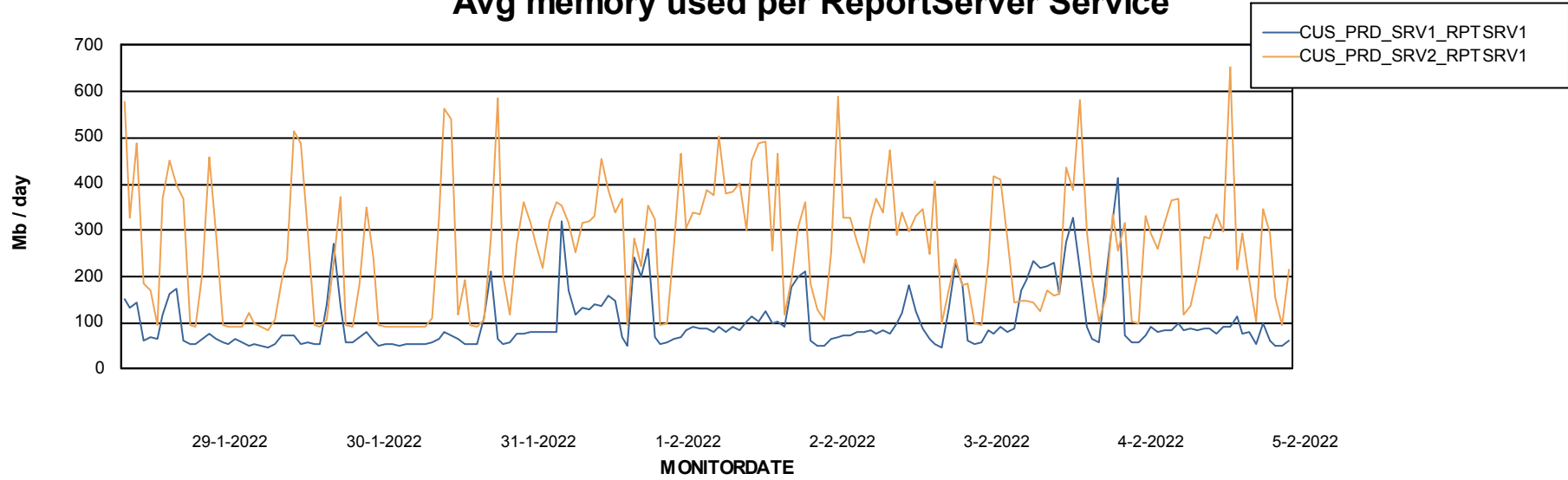
Weekly SLA Customer Report

Customer CUS_Production
Database ID 131



ABSSolute Web Component Services

Avg memory used per ReportServer Service



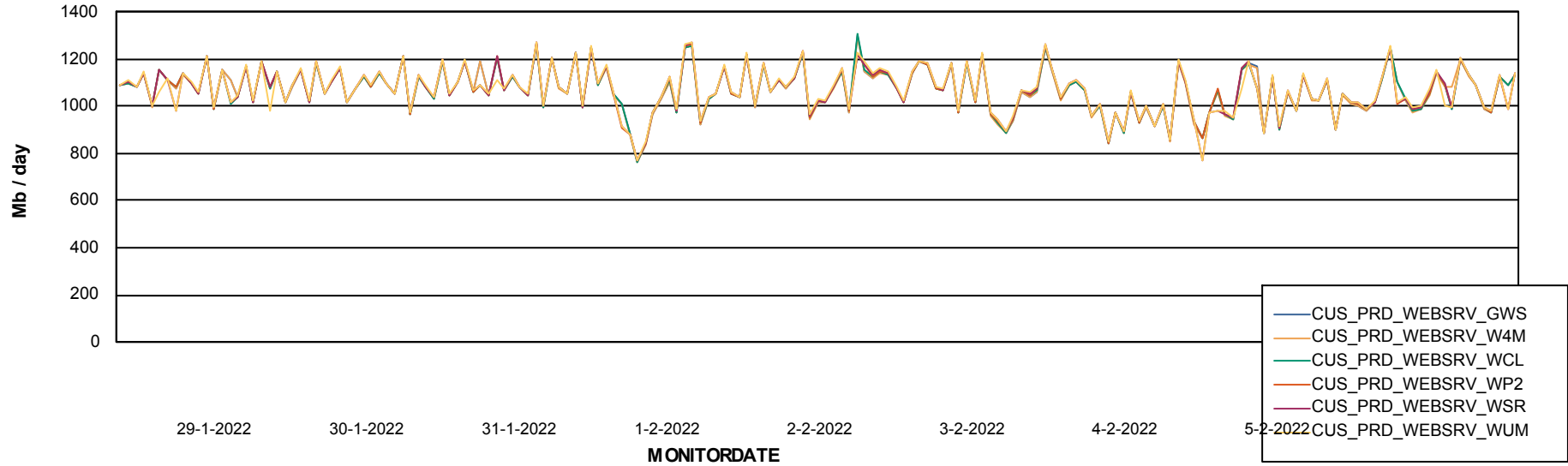
Weekly SLA Customer Report

Customer CUS_Production
Database ID 131



ABSSolute Web Component Services

Avg memory used per ABS Web component



Weekly SLA Customer Report

Customer CUS_Production
Database ID 131



Disaster per ABS component

