

# Weekly SLA Customer Report

Customer PCO\_Production  
Database ID 44



## Harddisk Usage PCO\_PRD\_ORACLE1

	Free disk space on C: (%)	Total disk space on C: (Gb)	Used disk space on C: (Gb)	Free disk space on D: (%)	Total disk space on D: (Gb)	Used disk space on D: (Gb)
29-1-2022	22	447	347	42	1,676	969
28-1-2022	22	447	347	43	1,676	960
27-1-2022	22	447	347	43	1,676	959
26-1-2022	22	447	347	43	1,676	959
25-1-2022	22	447	347	43	1,676	958
24-1-2022	22	447	347	43	1,676	956
23-1-2022	22	447	347	46	1,676	905

## Harddisk Usage PCO\_PRD\_ORACLE2

	Free disk space on C: (%)	Total disk space on C: (Gb)	Used disk space on C: (Gb)	Free disk space on D: (%)	Total disk space on D: (Gb)	Used disk space on D: (Gb)
29-1-2022	51	279	136	21	838	661
28-1-2022	51	279	136	21	838	661
27-1-2022	51	279	136	21	838	660
26-1-2022	51	279	136	21	838	660
25-1-2022	51	279	136	21	838	659
24-1-2022	51	279	136	21	838	659
23-1-2022	51	279	136	21	838	659

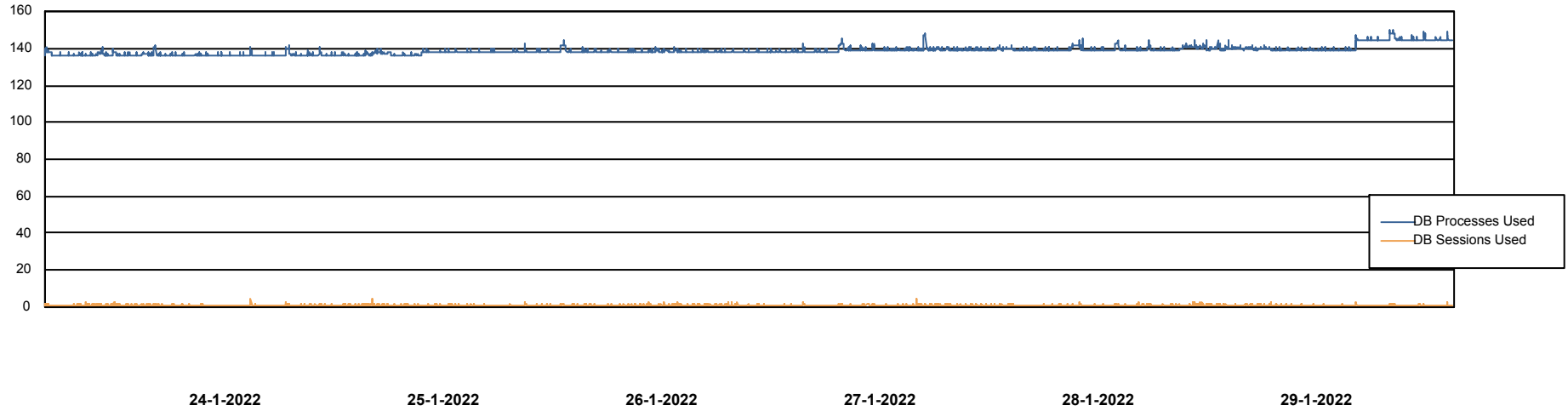
# Weekly SLA Customer Report

Customer PCO\_Production  
Database ID 44



Database Performance PCODB\_Production

DB Processes Max 350



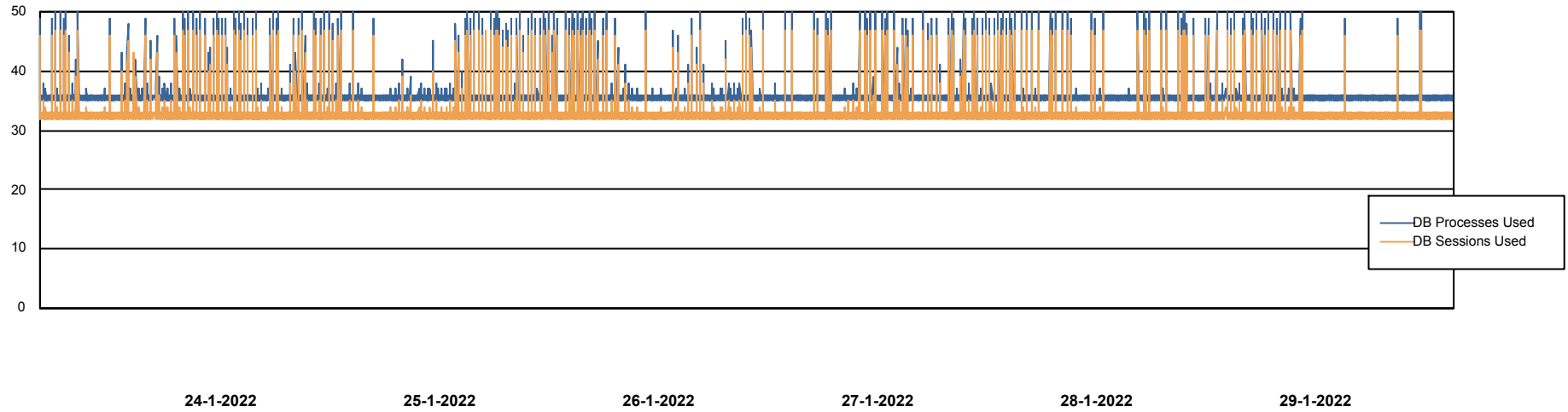
# Weekly SLA Customer Report

Customer PCO\_Production  
Database ID 44



Database Performance PCODB\_Standby

DB Processes Max 350



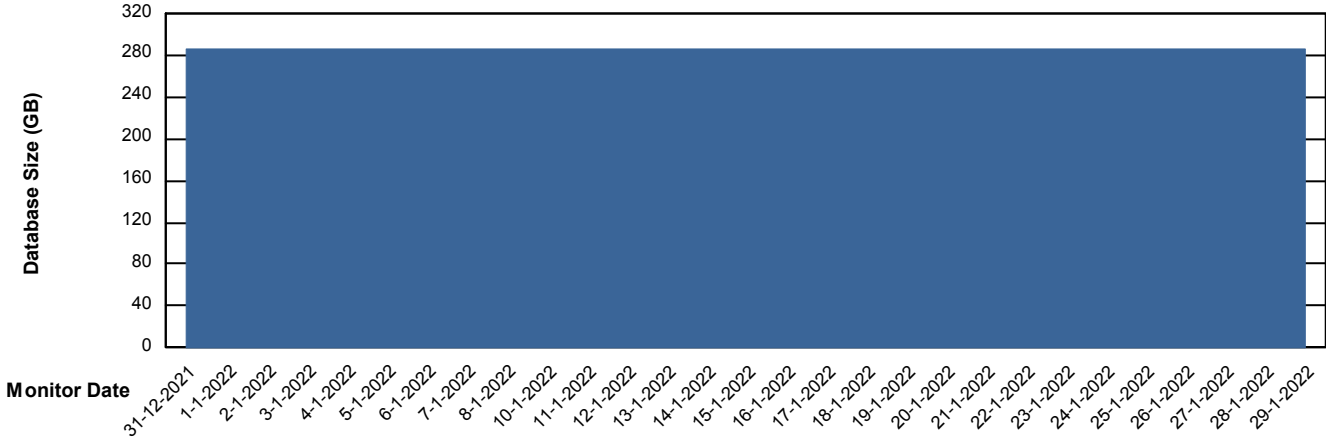
# Weekly SLA Customer Report

Customer PCO\_Production  
 Database ID 44



DATABASE SIZE PCODB\_Production

Database growth over last month



Database Tablespace PCODB\_Production

Date	Tablespace Name	Filesize (Gb)	Usedsize (Gb)	Percentage free
29-1-2022	ABSDATA	238	110	54
	INDX	329	174	47
28-1-2022	ABSDATA	238	110	54
	INDX	329	174	47
27-1-2022	ABSDATA	238	110	54
	INDX	329	174	47
26-1-2022	ABSDATA	238	110	54
	INDX	329	174	47
25-1-2022	ABSDATA	238	110	54
	INDX	329	174	47
24-1-2022	ABSDATA	238	110	54
	INDX	329	174	47
23-1-2022	ABSDATA	238	110	54
	INDX	329	174	47