

# Weekly SLA Customer Report

Customer ELJ Production  
 Database ID 72



Harddisk Usage ELJ\_PRD\_SVABSSNDIBI01

	Free disk space on / (%)	Total disk space on / (Gb)	Used disk space on / (Gb)	Free disk space on /abs (%)	Total disk space on /abs (Gb)	Used disk space on /abs (Gb)	Free disk space on /home (%)	Total disk space on /home (Gb)	Used disk space on /home (Gb)	Free disk space on /opt (%)
29-1-2022	33	26	18	33	26	18	33	26	18	33
28-1-2022	33	26	18	33	26	18	33	26	18	33
27-1-2022	33	26	18	33	26	18	33	26	18	33
26-1-2022	33	26	18	33	26	18	33	26	18	33
25-1-2022	33	26	18	33	26	18	33	26	18	33
24-1-2022	33	26	18	33	26	18	33	26	18	33
23-1-2022	33	26	18	33	26	18	33	26	18	33

Harddisk Usage ELJ\_PRD\_SVABSSNDIPAS01

	Free disk space on / (%)	Total disk space on / (Gb)	Used disk space on / (Gb)	Free disk space on /abs (%)	Free disk space on /home (%)
29-1-2022	18	57	47	18	18
28-1-2022	18	57	47	18	18
27-1-2022	18	57	47	18	18
26-1-2022	18	57	47	18	18
25-1-2022	18	57	47	18	18
24-1-2022	18	57	47	18	18
23-1-2022	18	57	47	18	18

# Weekly SLA Customer Report

Customer ELJ Production  
Database ID 72



Harddisk Usage ELJ\_PRD\_SVABSSNDIPAS02

	Free disk space on / (%)	Total disk space on / (Gb)	Used disk space on / (Gb)	Free disk space on /abs (%)	Free disk space on /home (%)
29-1-2022	52	57	28	52	52
28-1-2022	52	57	28	52	52
27-1-2022	52	57	28	52	52
26-1-2022	52	57	28	52	52
25-1-2022	52	57	28	52	52
24-1-2022	52	57	28	52	52
23-1-2022	52	57	28	52	52

Harddisk Usage ELJ\_PRD\_SVABSSNDIPAS03

	Free disk space on / (%)	Total disk space on / (Gb)	Used disk space on / (Gb)	Free disk space on /abs (%)	Free disk space on /home (%)
29-1-2022	75	97	24	75	75
28-1-2022	75	97	24	75	75
27-1-2022	75	97	24	75	75
26-1-2022	75	97	24	75	75
25-1-2022	75	97	24	75	75
24-1-2022	75	97	24	75	75
23-1-2022	75	97	24	75	75

# Weekly SLA Customer Report

Customer ELJ Production  
Database ID 72



## Harddisk Usage ELJ\_PRD\_SVABSSNDIPDB01

	Free disk space on / (%)	Total disk space on / (Gb)	Used disk space on / (Gb)	Free disk space on /abs (%)	Free disk space on /home (%)	Free disk space on /u01 (%)	Total disk space on /u01 (Gb)	Used disk space on /u01 (Gb)	Free disk space on /u02 (%)
29-1-2022	67	160	52	67	67	75	600	150	67
28-1-2022	68	160	52	68	68	75	600	150	68
27-1-2022	68	160	52	68	68	75	600	150	68
26-1-2022	68	160	52	68	68	75	600	150	68
25-1-2022	68	160	52	68	68	75	600	150	68
24-1-2022	68	160	52	68	68	75	600	150	68
23-1-2022	68	160	52	68	68	75	600	151	68

## Harddisk Usage ELJ\_PRD\_SVABSSNDIPDB02

	Free disk space on / (%)	Total disk space on / (Gb)	Used disk space on / (Gb)	Free disk space on /abs (%)	Free disk space on /home (%)	Free disk space on /u01 (%)	Total disk space on /u01 (Gb)	Used disk space on /u01 (Gb)	Free disk space on /u02 (%)
29-1-2022	81	160	31	81	81	75	600	151	81
28-1-2022	81	160	31	81	81	75	600	151	81
27-1-2022	81	160	31	81	81	75	600	151	81
26-1-2022	81	160	31	81	81	75	600	150	81
25-1-2022	81	160	31	81	81	75	600	150	81
24-1-2022	81	160	31	81	81	75	600	150	81
23-1-2022	81	160	31	81	81	75	600	150	81

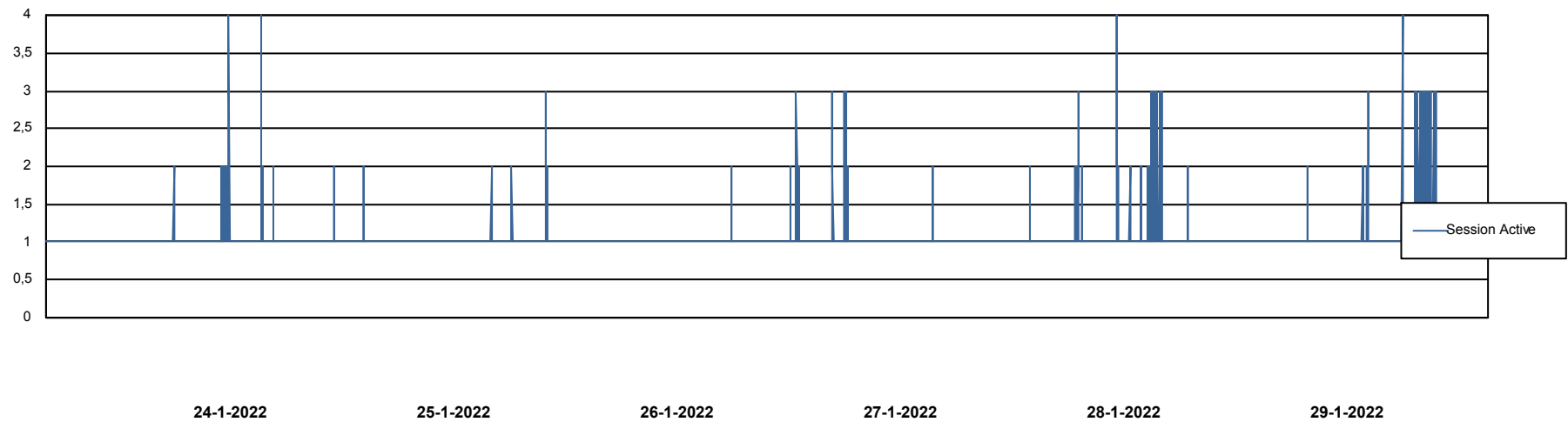
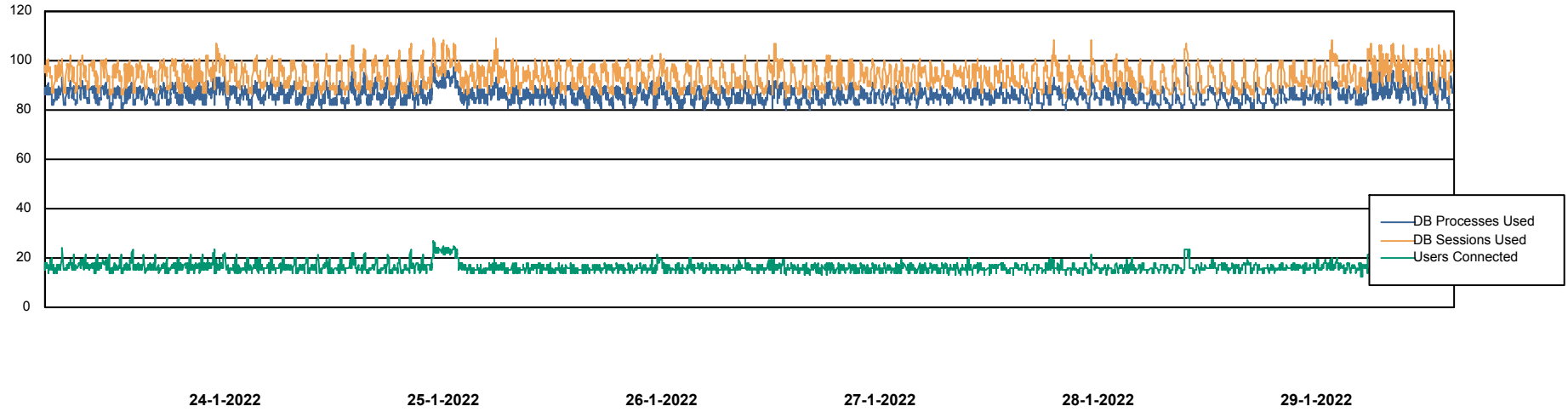
# Weekly SLA Customer Report

Customer ELJ Production  
Database ID 72



## Database Performance ELJDB\_PRD\_BI

DB Processes Max 1,000  
DB Sessions Max 1,524



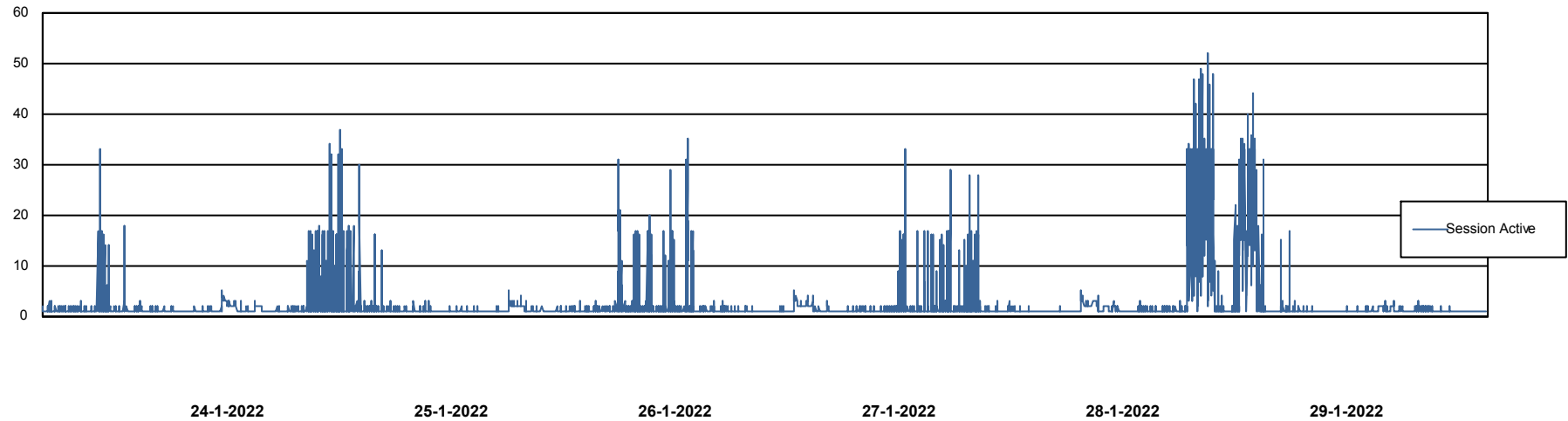
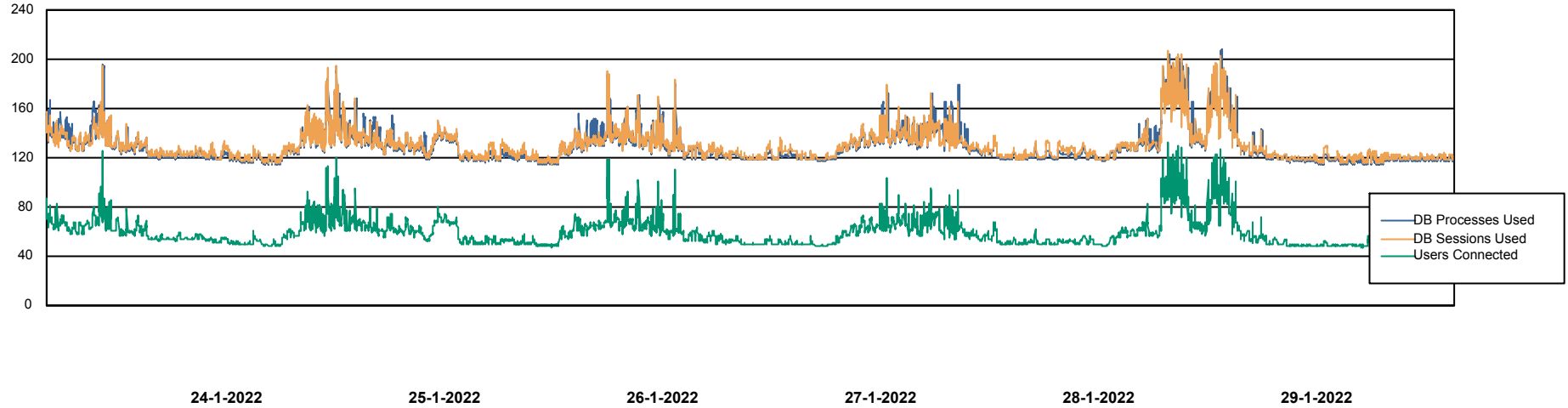
# Weekly SLA Customer Report

Customer ELJ Production  
Database ID 72



## Database Performance ELJDB\_Production

DB Processes Max 600  
DB Sessions Max 924



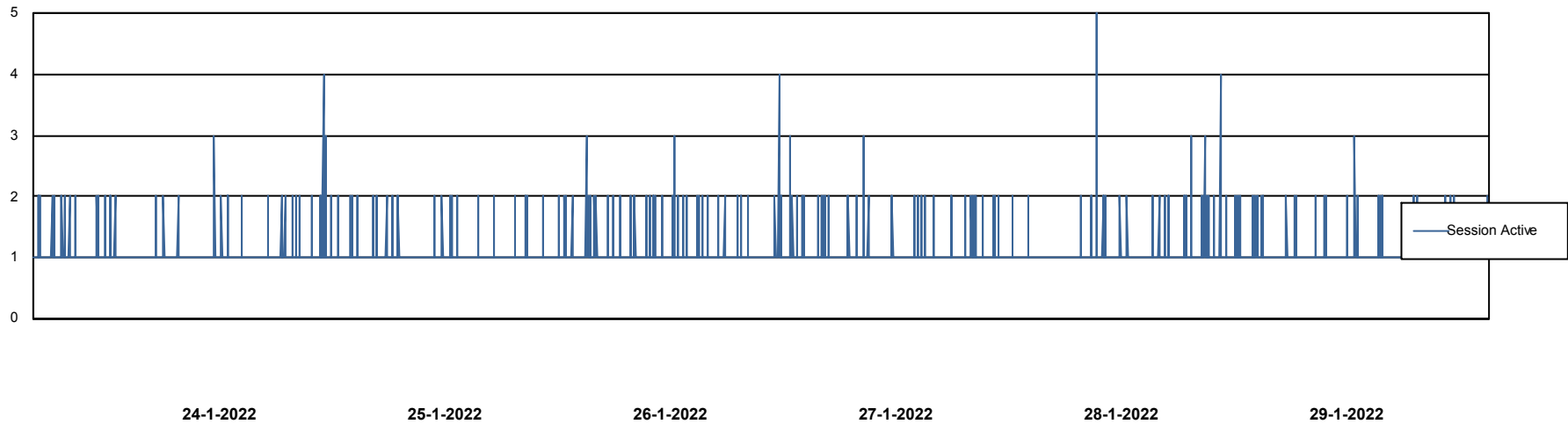
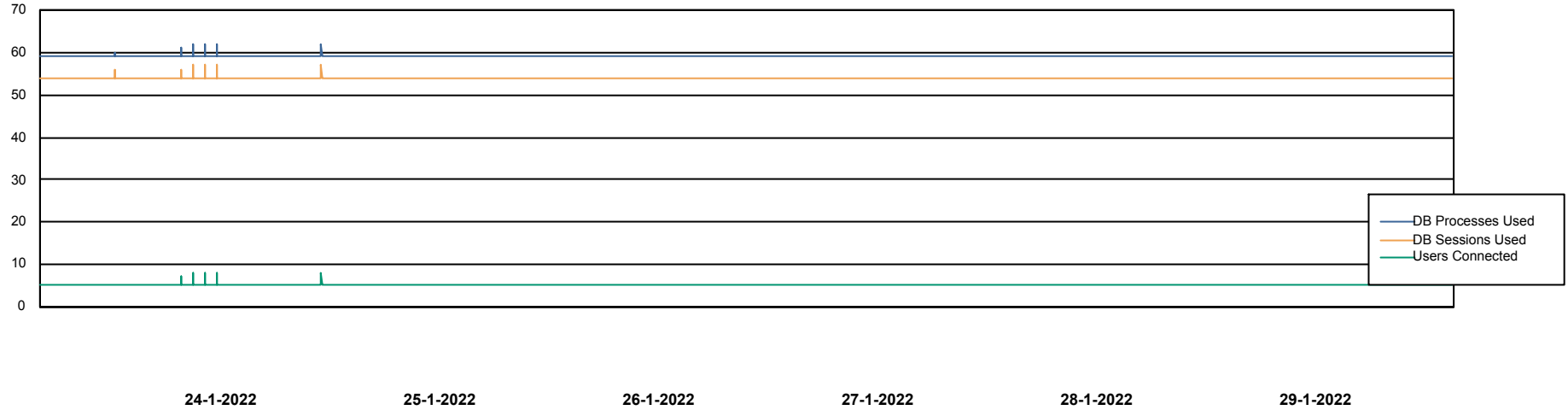
# Weekly SLA Customer Report

Customer ELJ Production  
Database ID 72



## Database Performance ELJDB\_Standby

DB Processes Max 600  
DB Sessions Max 924



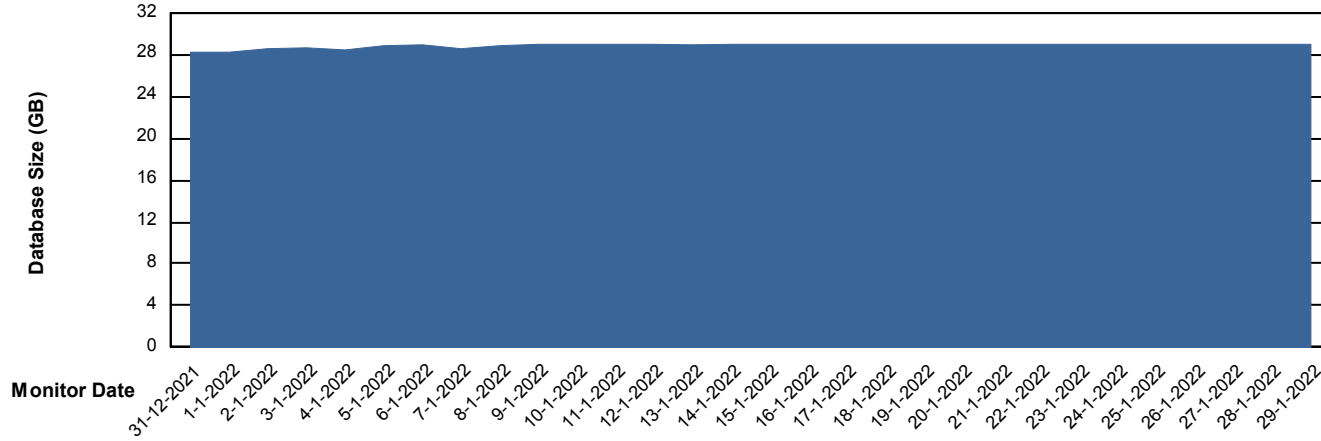
# Weekly SLA Customer Report

Customer ELJ Production  
Database ID 72



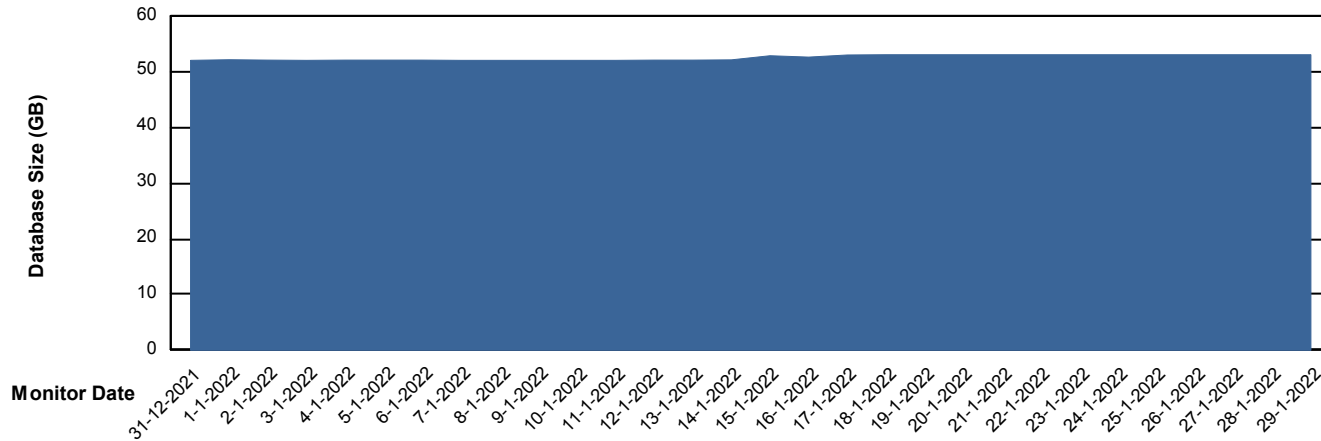
DATABASE SIZE ELJDB\_PRD\_BI

### Database growth over last month



DATABASE SIZE ELJDB\_Production

### Database growth over last month



# Weekly SLA Customer Report

Customer ELJ Production  
Database ID 72



## Database Tablespace ELJDB\_PRD\_BI

Date	Tablespace Name	Filesize (Gb)	Usedsize (Gb)	Percentage free
29-1-2022	ABSDATA	13	11	15
	INDX	20	14	30
28-1-2022	ABSDATA	13	11	15
	INDX	20	14	30
27-1-2022	ABSDATA	13	11	15
	INDX	20	14	30
26-1-2022	ABSDATA	13	11	15
	INDX	20	14	30
25-1-2022	ABSDATA	13	11	15
	INDX	20	14	30
24-1-2022	ABSDATA	13	11	15
	INDX	20	14	30
23-1-2022	ABSDATA	13	11	15
	INDX	20	14	30

# Weekly SLA Customer Report

Customer ELJ Production  
 Database ID 72



Database Tablespace ELJDB\_Production

Date	Tablespace Name	Filesize (Gb)	Usedsize (Gb)	Percentage free
29-1-2022	ABSDATA	41	35	15
	INDX	20	15	25
28-1-2022	ABSDATA	41	35	15
	INDX	20	15	25
27-1-2022	ABSDATA	41	34	17
	INDX	20	15	25
26-1-2022	ABSDATA	41	34	17
	INDX	20	15	25
25-1-2022	ABSDATA	41	34	17
	INDX	20	15	25
24-1-2022	ABSDATA	41	34	17
	INDX	20	15	25
23-1-2022	ABSDATA	41	34	17
	INDX	20	15	25

BI Status and last ETL error for ELJDB\_PRD\_BI

	zo 23/1/2022	ma 24/1/2022	di 25/1/2022	wo 26/1/2022	do 27/1/2022	vr 28/1/2022	za 29/1/2022
<b>ABS DataWarehouse ETL Health</b>	OK	OK	OK	OK	OK	OK	OK
<b>ABS DWHStaging ETL Health</b>	OK	OK	OK	OK	OK	OK	OK

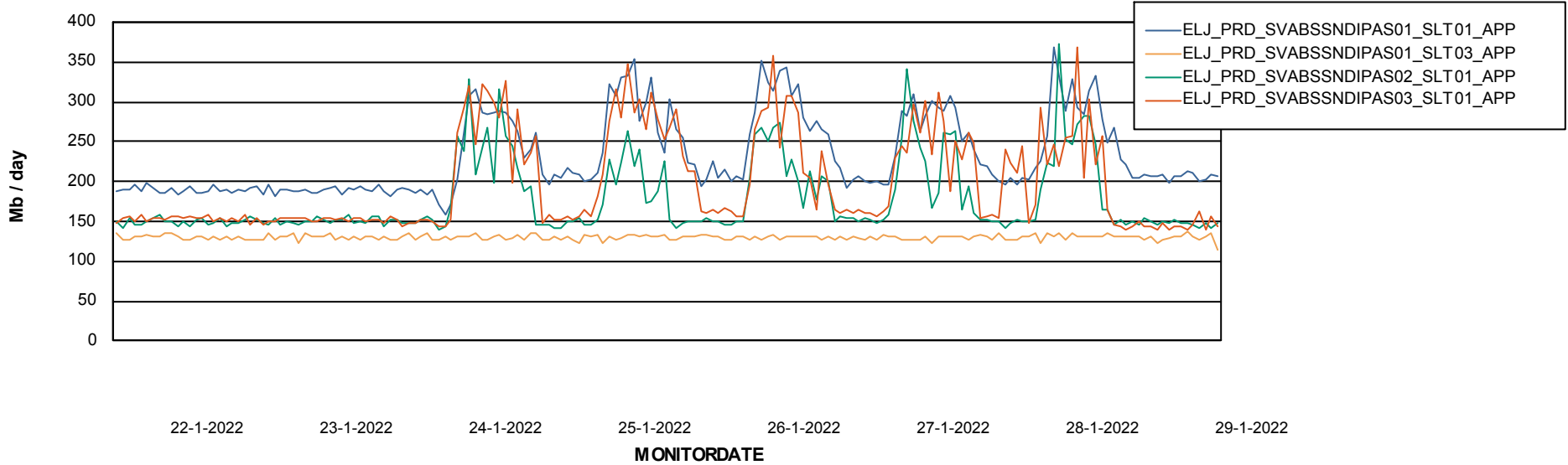
# Weekly SLA Customer Report

Customer ELJ Production  
Database ID 72

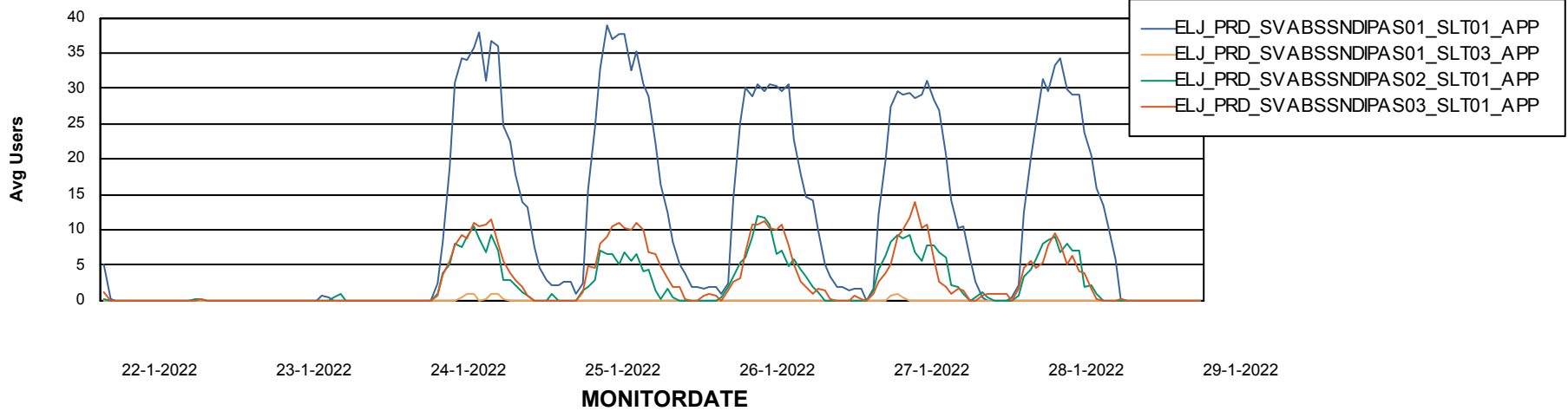


## ABSSolute Application Server Services

### Avg memory used per ABS Server Service



### Avg users per day per ABS server



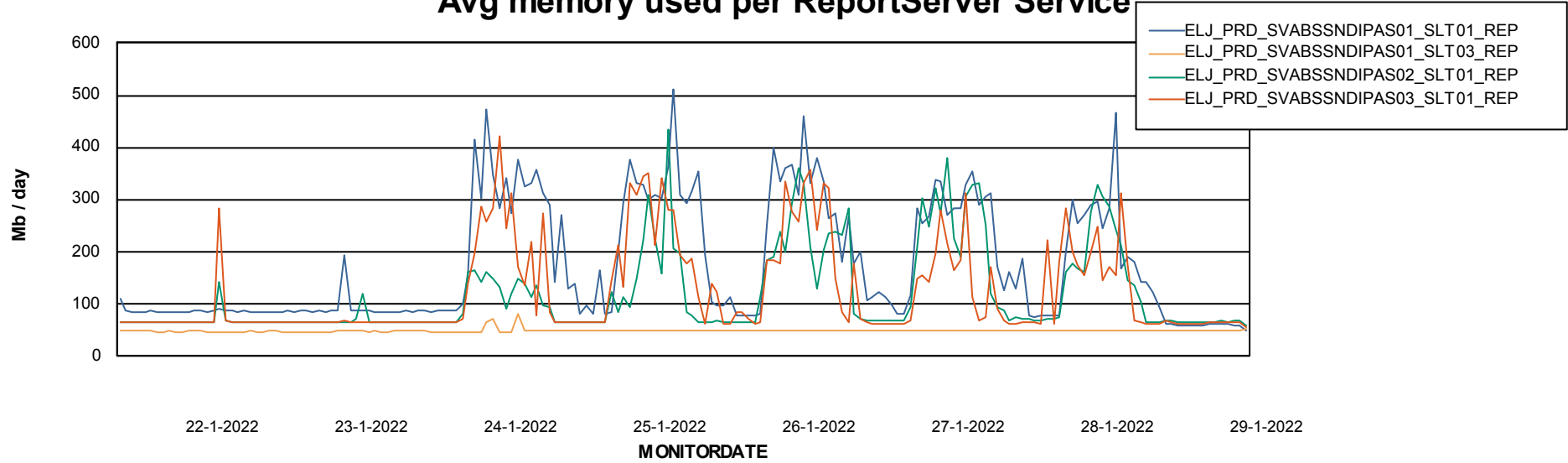
# Weekly SLA Customer Report

Customer ELJ Production  
Database ID 72



## ABSSolute Application ReportServer Services

### Avg memory used per ReportServer Service



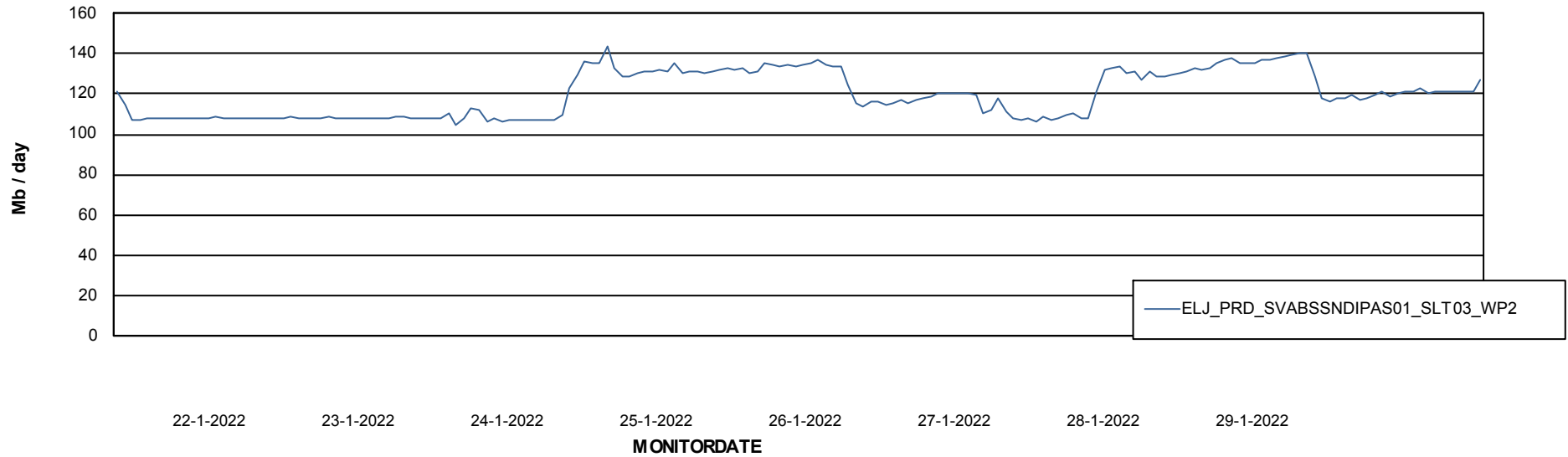
# Weekly SLA Customer Report

Customer ELJ Production  
Database ID 72



## ABSSolute Web Component Services

### Avg memory used per ABS Web component



# Weekly SLA Customer Report

Customer ELJ Production  
Database ID 72



## Disaster per ABS component

