

# Weekly SLA Customer Report

Customer VEN\_Production  
Database ID 35



## Harddisk Usage VEN\_PRD\_VENABS06\_DB

	Free disk space on C: (%)	Total disk space on C: (Gb)	Used disk space on C: (Gb)	Free disk space on D: (%)	Total disk space on D: (Gb)	Used disk space on D: (Gb)	Free disk space on E: (%)	Total disk space on E: (Gb)	Used disk space on E: (Gb)
22-1-2022	55	102	46	34	601	398	51	400	196
21-1-2022	55	102	46	34	601	398	55	400	180
20-1-2022	55	102	46	34	601	398	55	400	180
19-1-2022	55	102	45	34	601	398	56	400	177
18-1-2022	56	102	45	34	601	398	57	400	171
17-1-2022	57	102	43	34	601	398	59	400	164
16-1-2022	58	102	43	34	601	398	60	400	159

## Harddisk Usage VEN\_PRD\_VENABS07\_SB-DB

	Free disk space on C: (%)	Total disk space on C: (Gb)	Used disk space on C: (Gb)	Free disk space on D: (%)	Total disk space on D: (Gb)	Used disk space on D: (Gb)	Free disk space on E: (%)	Total disk space on E: (Gb)	Used disk space on E: (Gb)
22-1-2022	46	102	55	25	850	637	91	400	38
21-1-2022	46	102	56	25	850	637	90	400	38
20-1-2022	45	102	56	25	850	637	91	400	38
19-1-2022	45	102	56	24	840	637	91	400	37
18-1-2022	45	102	56	12	726	637	91	400	37
17-1-2022	45	102	57	12	726	637	91	400	37
16-1-2022	44	102	57	12	726	637	91	400	37

# Weekly SLA Customer Report

Customer VEN\_Production  
Database ID 35



Harddisk Usage VEN\_PRD\_VENABS08\_BI

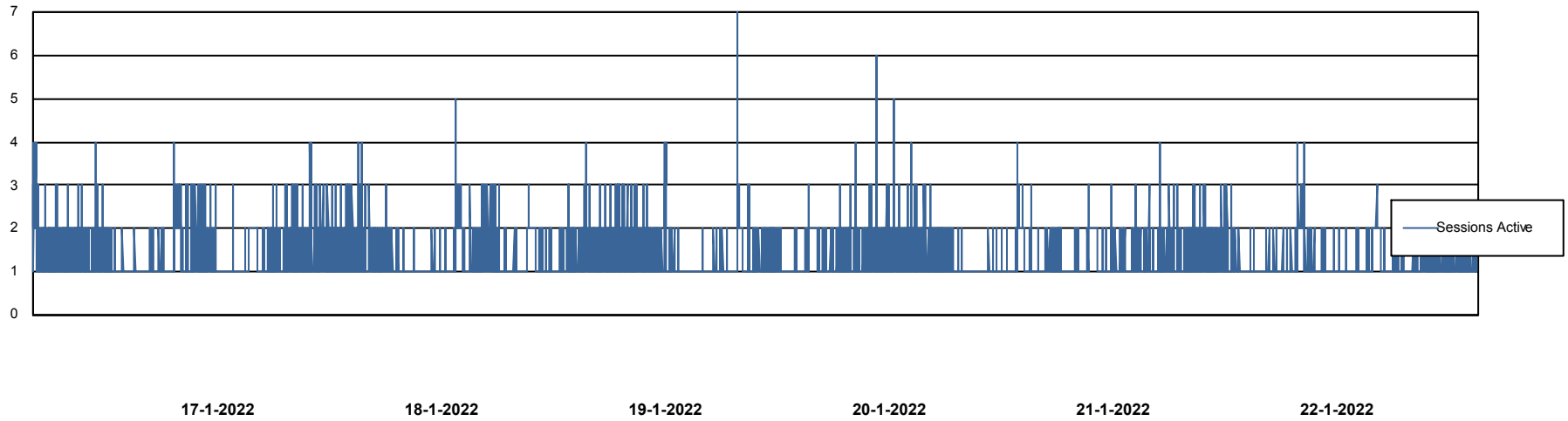
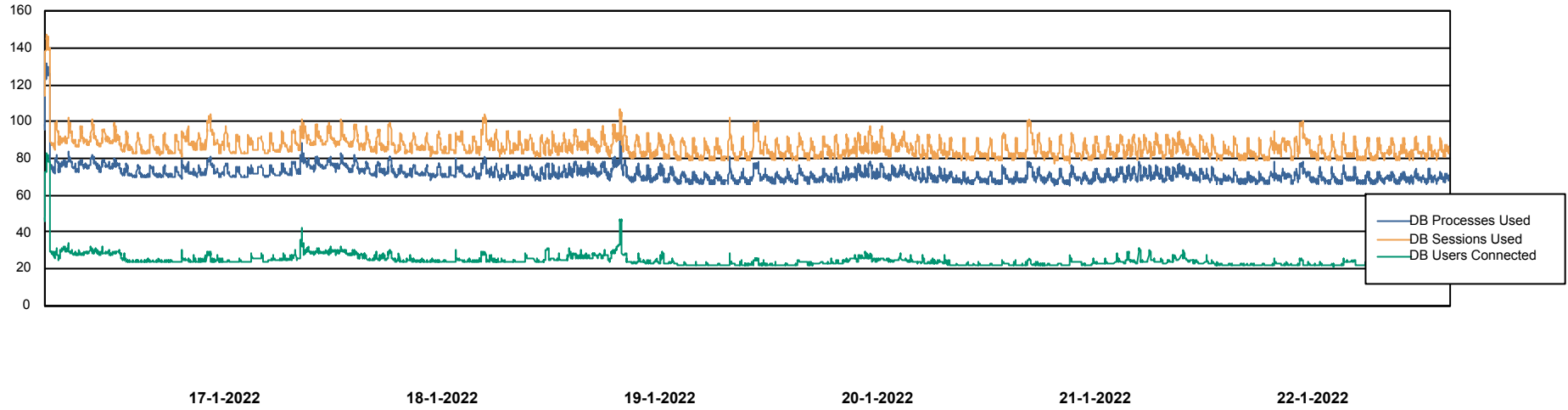
	Free disk space on C: (%)	Total disk space on C: (Gb)	Used disk space on C: (Gb)	Free disk space on D: (%)	Total disk space on D: (Gb)	Used disk space on D: (Gb)
22-1-2022	42	102	59	27	601	440
21-1-2022	42	102	59	27	601	439
20-1-2022	42	102	59	27	601	439
19-1-2022	42	102	59	27	601	439
18-1-2022	42	102	59	27	601	439
17-1-2022	42	102	59	27	601	439
16-1-2022	42	102	59	27	601	439

# Weekly SLA Customer Report

Customer VEN\_Production  
Database ID 35



## Database Performance VENDB\_Production



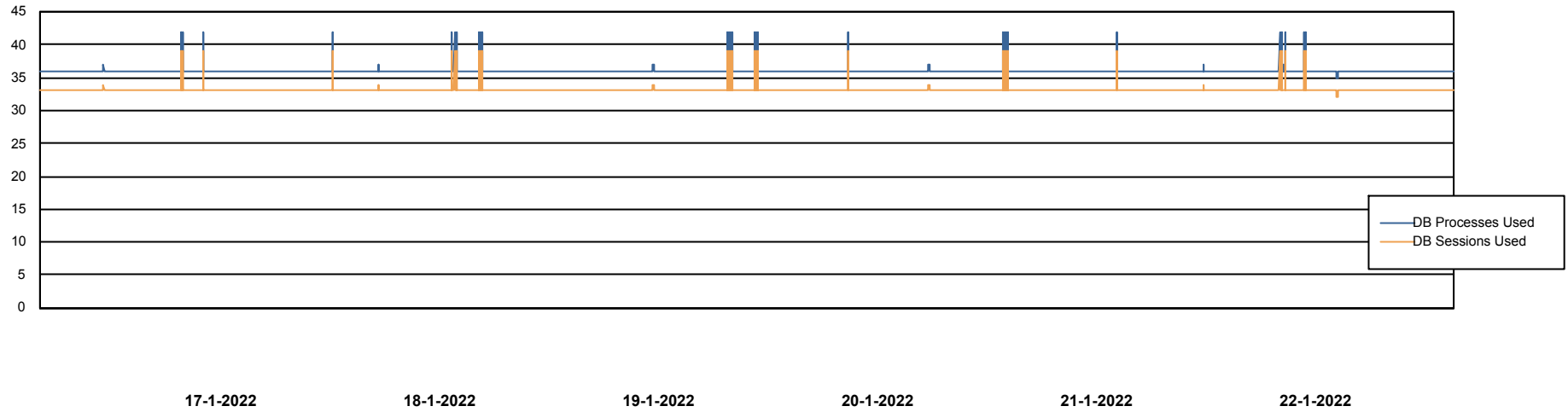
# Weekly SLA Customer Report

Customer VEN\_Production  
Database ID 35



Database Performance VENDB\_Standby

DB Processes Max 300



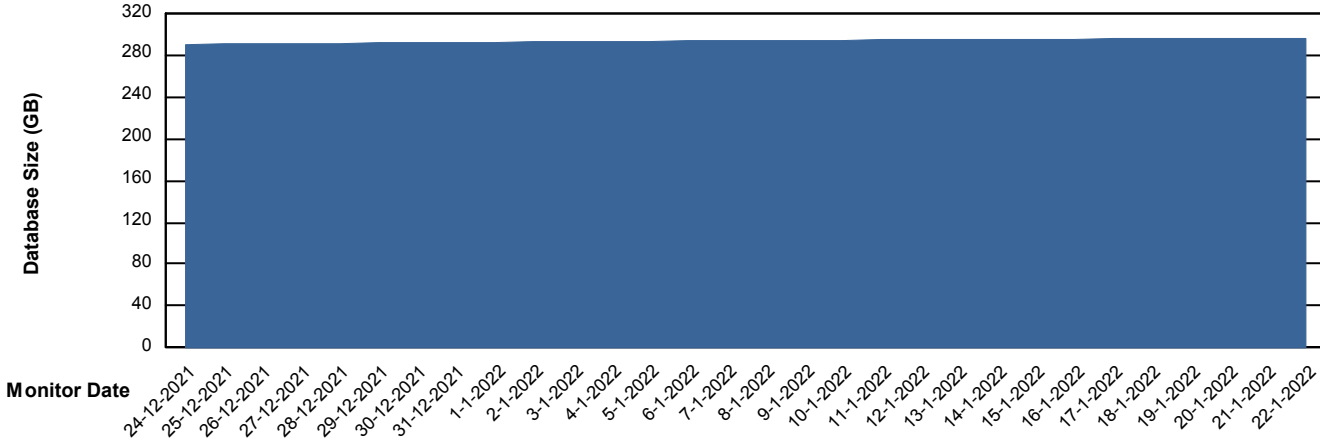
# Weekly SLA Customer Report

Customer VEN\_Production  
 Database ID 35



DATABASE SIZE VENDB\_Production

Database growth over last month



Database Tablespace VENDB\_Production

Date	Tablespace Name	Filesize (Gb)	Usedsize (Gb)	Percentage free
22-1-2022	ABSDATA	178	149	16
	INDX	166	138	17
21-1-2022	ABSDATA	178	149	16
	INDX	166	138	17
20-1-2022	ABSDATA	178	149	16
	INDX	166	138	17
19-1-2022	ABSDATA	178	149	16
	INDX	166	138	17
18-1-2022	ABSDATA	178	149	16
	INDX	166	137	17
17-1-2022	ABSDATA	178	149	16
	INDX	166	137	17
16-1-2022	ABSDATA	178	149	16
	INDX	166	137	17

# Weekly SLA Customer Report

Customer VEN\_Production  
Database ID 35



Standby Database Health VEN\_Production

### Recovery lag for last 7 days

