

Weekly SLA Customer Report

Customer PCO_Production
 Database ID 44



Harddisk Usage PCO_PRD_ORACLE1

	Free disk space on C: (%)	Total disk space on C: (Gb)	Used disk space on C: (Gb)	Free disk space on D: (%)	Total disk space on D: (Gb)	Used disk space on D: (Gb)
22-1-2022	22	447	347	49	1,676	858
21-1-2022	22	447	347	49	1,676	860
20-1-2022	22	447	347	49	1,676	862
19-1-2022	22	447	347	49	1,676	862
18-1-2022	22	447	347	49	1,676	862
17-1-2022	22	447	347	49	1,676	862
16-1-2022	22	447	347	49	1,676	862

Harddisk Usage PCO_PRD_ORACLE2

	Free disk space on C: (%)	Total disk space on C: (Gb)	Used disk space on C: (Gb)	Free disk space on D: (%)	Total disk space on D: (Gb)	Used disk space on D: (Gb)
22-1-2022	51	279	136	21	838	659
21-1-2022	51	279	136	21	838	660
20-1-2022	51	279	136	21	838	662
19-1-2022	51	279	136	21	838	662
18-1-2022	51	279	136	21	838	662
17-1-2022	51	279	136	21	838	663
16-1-2022	73	279	74	21	838	662

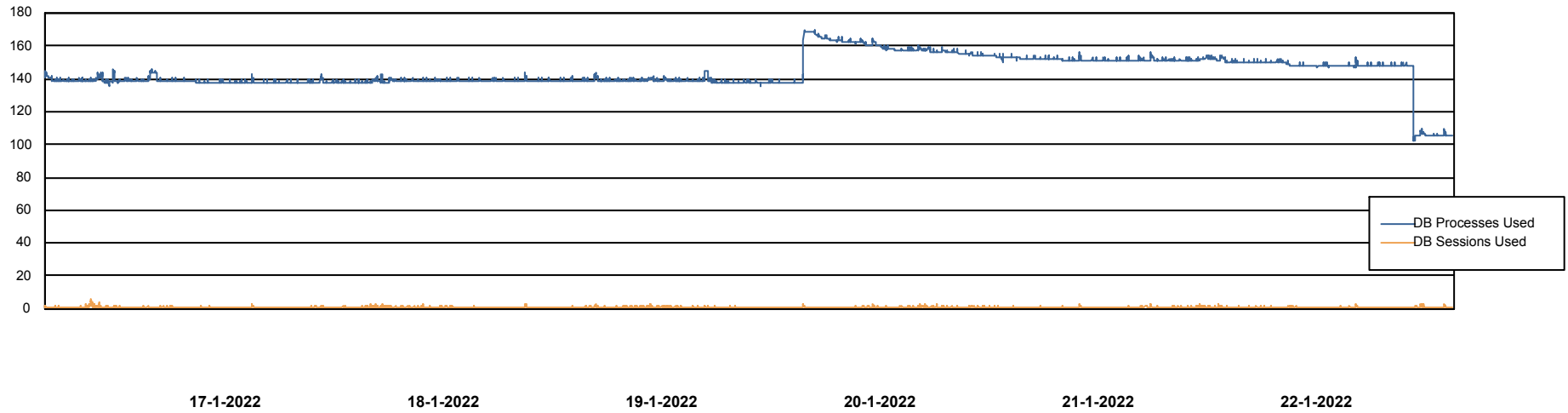
Weekly SLA Customer Report

Customer PCO_Production
Database ID 44



Database Performance PCODB_Production

DB Processes Max 350



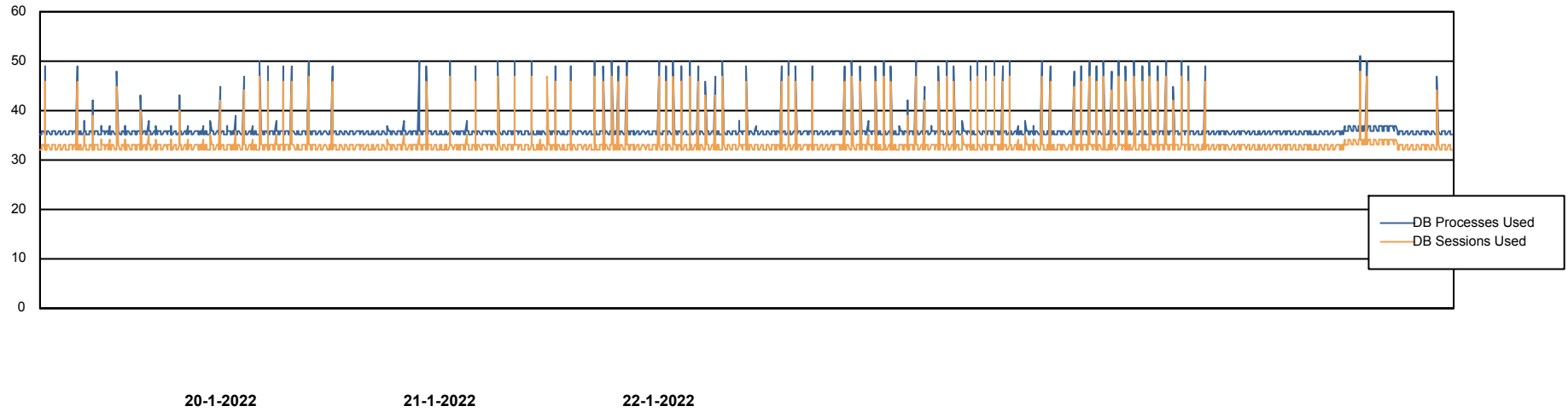
Weekly SLA Customer Report

Customer PCO_Production
Database ID 44



Database Performance PCODB_Standby

DB Processes Max 350



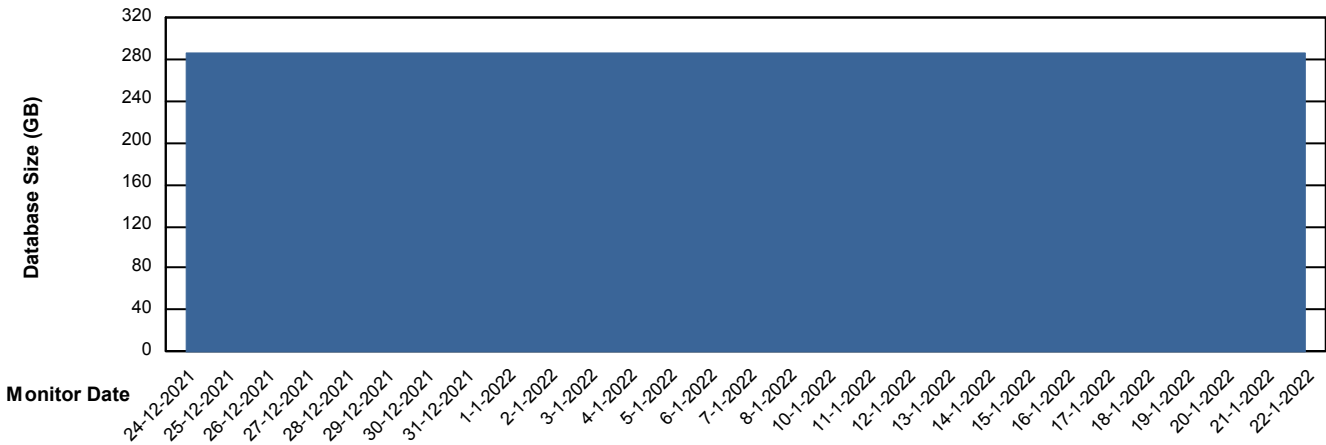
Weekly SLA Customer Report

Customer PCO_Production
 Database ID 44



DATABASE SIZE PCODB_Production

Database growth over last month



Database Tablespace PCODB_Production

Date	Tablespace Name	Filesize (Gb)	Usedsize (Gb)	Percentage free
22-1-2022	ABSDATA	238	110	54
	INDX	329	174	47
21-1-2022	ABSDATA	238	110	54
	INDX	329	174	47
20-1-2022	ABSDATA	238	110	54
	INDX	329	174	47
19-1-2022	ABSDATA	238	110	54
	INDX	329	174	47
18-1-2022	ABSDATA	238	110	54
	INDX	329	174	47
17-1-2022	ABSDATA	238	110	54
	INDX	329	174	47
16-1-2022	ABSDATA	238	110	54
	INDX	329	174	47