

# Weekly SLA Customer Report

Customer LLG\_Production  
 Database ID 53



Harddisk Usage LLG\_PRD\_APP01

	Free disk space on C: (%)	Total disk space on C: (Gb)	Used disk space on C: (Gb)	Free disk space on D: (%)	Total disk space on D: (Gb)	Used disk space on D: (Gb)
22-1-2022	33	200	134	97	200	7
21-1-2022	33	200	134	97	200	7
20-1-2022	33	200	134	97	200	7
19-1-2022	33	200	134	97	200	7
18-1-2022	33	200	134	97	200	7
17-1-2022	33	200	134	97	200	7
16-1-2022	33	200	134	97	200	7

Harddisk Usage LLG\_PRD\_APP02

	Free disk space on C: (%)	Total disk space on C: (Gb)	Used disk space on C: (Gb)	Free disk space on D: (%)	Total disk space on D: (Gb)	Used disk space on D: (Gb)
22-1-2022	59	200	81	93	200	15
21-1-2022	59	200	81	93	200	15
20-1-2022	59	200	81	93	200	15
19-1-2022	59	200	81	93	200	15
18-1-2022	59	200	81	93	200	15
17-1-2022	59	200	81	93	200	15
16-1-2022	59	200	81	93	200	15

# Weekly SLA Customer Report

Customer LLG\_Production  
Database ID 53



## Harddisk Usage LLG\_PRD\_BI02

	Free disk space on C: (%)	Total disk space on C: (Gb)	Used disk space on C: (Gb)	Free disk space on D: (%)	Total disk space on D: (Gb)	Used disk space on D: (Gb)
22-1-2022	60	150	60	55	685	311
21-1-2022	60	150	60	55	685	311
20-1-2022	60	150	60	55	685	311
19-1-2022	60	150	60	55	685	311
18-1-2022	60	150	60	55	685	311
17-1-2022	60	150	60	55	685	311
16-1-2022	60	150	60	55	685	311

## Harddisk Usage LLG\_PRD\_ORS01

	Free disk space on C: (%)	Total disk space on C: (Gb)	Used disk space on C: (Gb)	Free disk space on D: (%)	Total disk space on D: (Gb)	Used disk space on D: (Gb)	Free disk space on E: (%)	Total disk space on E: (Gb)	Used disk space on E: (Gb)
22-1-2022	83	279	46	58	928	388	49	749	382
21-1-2022	83	279	46	59	928	383	50	749	375
20-1-2022	83	279	46	59	928	381	50	749	375
19-1-2022	83	279	46	61	928	362	50	749	375
18-1-2022	83	279	46	63	928	345	50	749	374
17-1-2022	83	279	46	63	928	345	51	749	370
16-1-2022	83	279	46	63	928	344	56	749	326

# Weekly SLA Customer Report

Customer LLG\_Production  
Database ID 53



## Harddisk Usage LLG\_PRD\_ORS02

	Free disk space on C: (%)	Total disk space on C: (Gb)	Used disk space on C: (Gb)	Free disk space on D: (%)	Total disk space on D: (Gb)	Used disk space on D: (Gb)	Free disk space on E: (%)	Total disk space on E: (Gb)	Used disk space on E: (Gb)
22-1-2022	87	279	36	88	1,117	131	93	559	38
21-1-2022	87	279	36	88	1,117	131	93	559	38
20-1-2022	87	279	36	88	1,117	131	93	559	38
19-1-2022	87	279	36	88	1,117	131	93	559	38
18-1-2022	87	279	36	88	1,117	131	93	559	38
17-1-2022	87	279	36	88	1,117	131	93	559	38
16-1-2022	87	279	36	88	1,117	131	93	559	38

## Harddisk Usage LLG\_PRD\_TS2

	Free disk space on C: (%)	Total disk space on C: (Gb)	Used disk space on C: (Gb)	Free disk space on D: (%)	Total disk space on D: (Gb)	Used disk space on D: (Gb)	Free disk space on E: (%)	Total disk space on E: (Gb)	Used disk space on E: (Gb)
22-1-2022	23	279	215	63	993	365	60	684	275
21-1-2022	23	279	215	64	993	360	60	684	275
20-1-2022	23	279	215	64	993	357	60	684	275
19-1-2022	23	279	215	66	993	339	60	684	275
18-1-2022	23	279	215	68	993	321	59	684	279
17-1-2022	23	279	215	68	993	321	53	684	322
16-1-2022	23	279	215	68	993	321	60	684	275

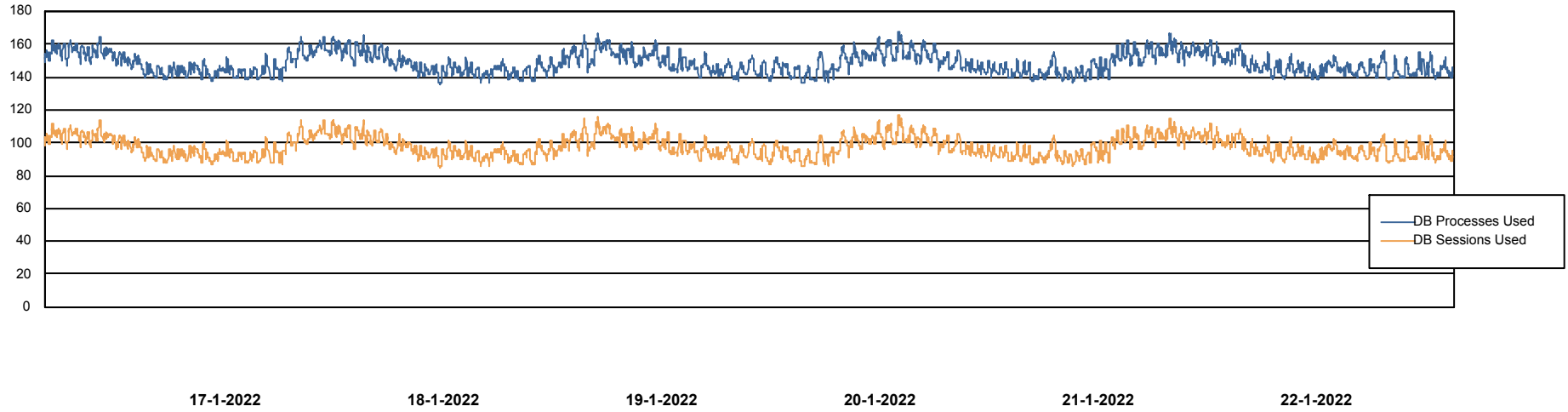
# Weekly SLA Customer Report

Customer LLG\_Production  
Database ID 53



## Database Performance LIGDB\_Production

DB Processes Max 4  
DB Processes Max 300



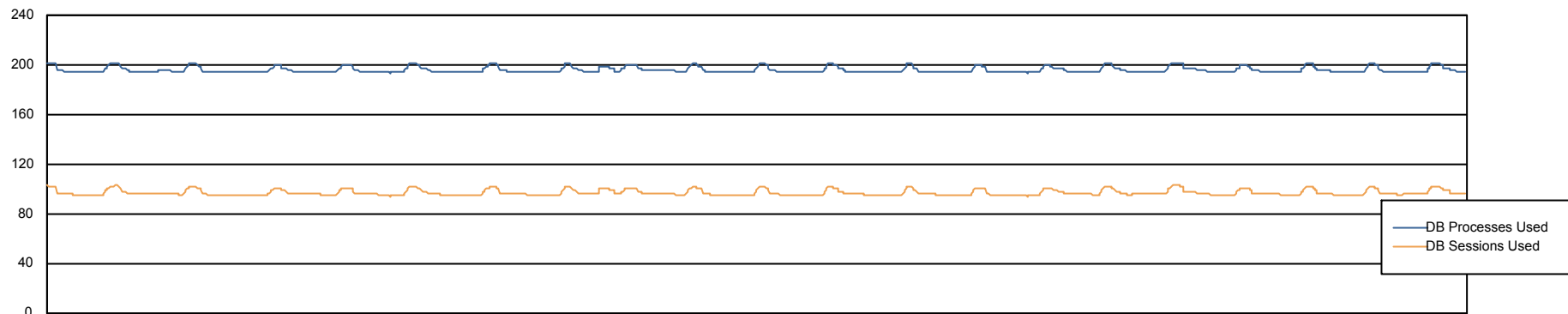
# Weekly SLA Customer Report

Customer LLG\_Production  
Database ID 53



## Database Performance LLGDB\_Standby\_TS2

DB Processes Max 4  
DB Processes Max 0  
DB Processes Max 300



21-1-2022

22-1-2022

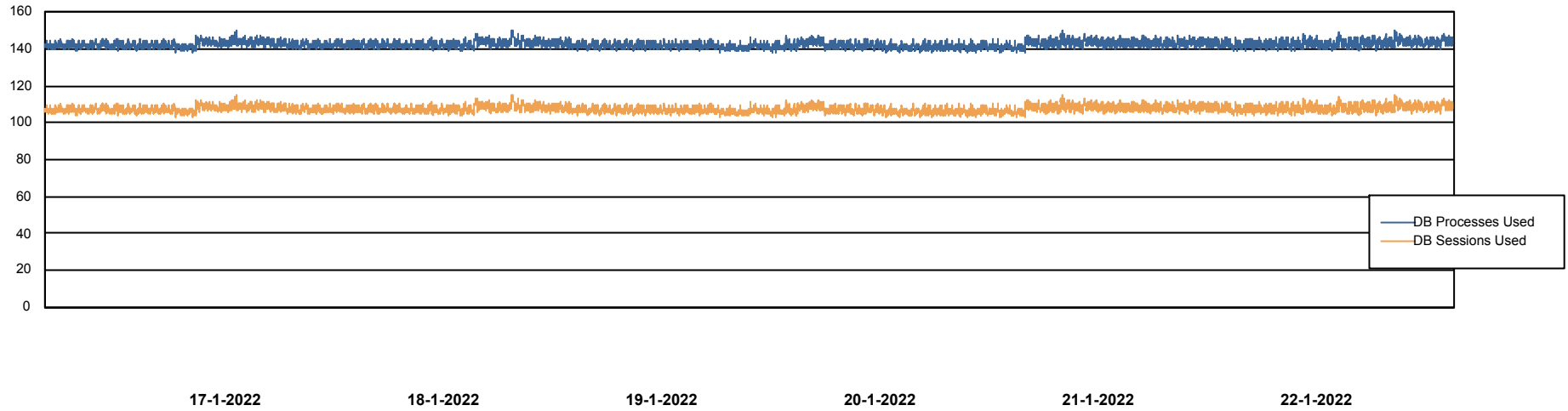
# Weekly SLA Customer Report

Customer LLG\_Production  
Database ID 53



Database Performance LLGDBBI\_Production

DB Processes Max 1,000



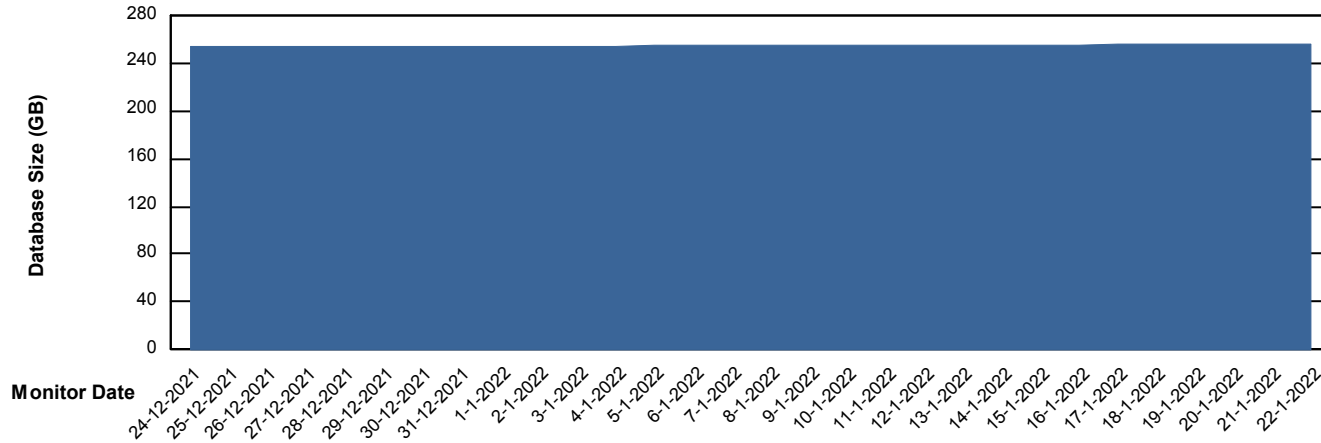
# Weekly SLA Customer Report

Customer LLG\_Production  
Database ID 53



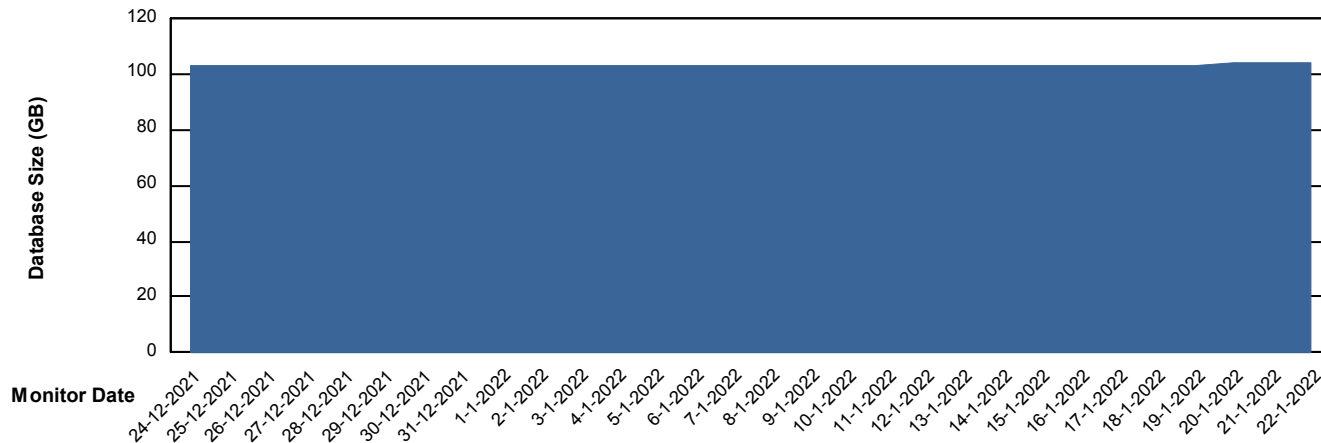
DATABASE SIZE LLGDB\_Production

### Database growth over last month



DATABASE SIZE LLGDBBI\_Production

### Database growth over last month



# Weekly SLA Customer Report

Customer LLG\_Production  
 Database ID 53



Database Tablespace LLGDB\_Production

Date	Tablespace Name	Filesize (Gb)	Usedsize (Gb)	Percentage free
22-1-2022	ABSDATA	156	101	35
	INDX	181	145	20
21-1-2022	ABSDATA	156	101	35
	INDX	181	145	20
20-1-2022	ABSDATA	156	101	35
	INDX	173	145	16
19-1-2022	ABSDATA	156	101	35
	INDX	173	145	16
18-1-2022	ABSDATA	120	101	16
	INDX	173	145	16
17-1-2022	ABSDATA	120	101	16
	INDX	173	145	16
16-1-2022	ABSDATA	120	101	16
	INDX	173	145	16

# Weekly SLA Customer Report

Customer LLG\_Production  
 Database ID 53



Database Tablespace LLGDBBI\_Production

Date	Tablespace Name	Filesize (Gb)	Usedsize (Gb)	Percentage free
22-1-2022	ABSDATA	100	47	53
	INDX	120	51	58
21-1-2022	ABSDATA	100	47	53
	INDX	120	51	58
20-1-2022	ABSDATA	100	47	53
	INDX	120	51	58
19-1-2022	ABSDATA	100	46	54
	INDX	120	51	58
18-1-2022	ABSDATA	100	46	54
	INDX	120	51	58
17-1-2022	ABSDATA	100	46	54
	INDX	120	51	58
16-1-2022	ABSDATA	100	46	54
	INDX	120	51	58

BI Status and last ETL error for LLGDBBI\_Production

	ma 17/1/2022	di 18/1/2022	wo 19/1/2022	do 20/1/2022	vr 21/1/2022	za 22/1/2022
<b>ABS DataWarehouse ETL Health</b>	OK	OK	OK	OK	OK	OK
<b>ABS DWHStaging ETL Health</b>	OK	OK	OK	OK	OK	OK

# Weekly SLA Customer Report

Customer LLG\_Production  
Database ID 53



BI last ETL error for	LLGDBBI_Production
zo, 16-01-2022	None
ma, 17-01-2022	None
di, 18-01-2022	None
zo, 16-01-2022	None
ma, 17-01-2022	None
do, 20-01-2022	None
vr, 21-01-2022	None
di, 18-01-2022	None
wo, 19-01-2022	None
vr, 21-01-2022	None
za, 22-01-2022	None
do, 20-01-2022	None
wo, 19-01-2022	None
za, 22-01-2022	None

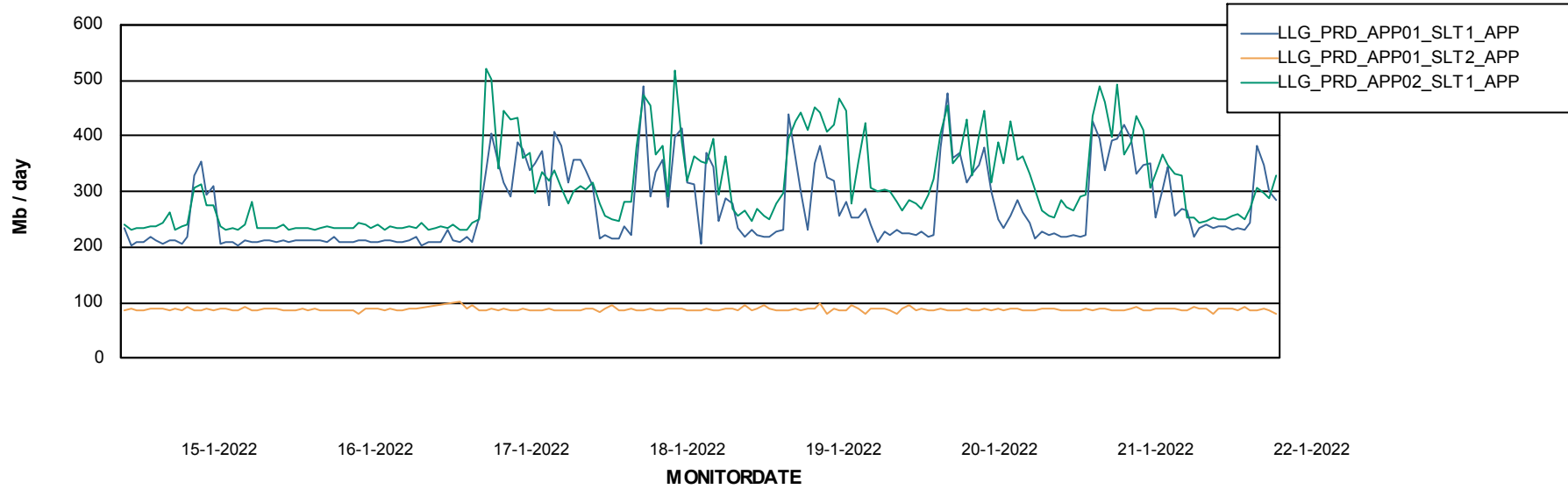
# Weekly SLA Customer Report

Customer LLG\_Production  
Database ID 53



## ABSSolute Application Server Services

### Avg memory used per ABS Server Service



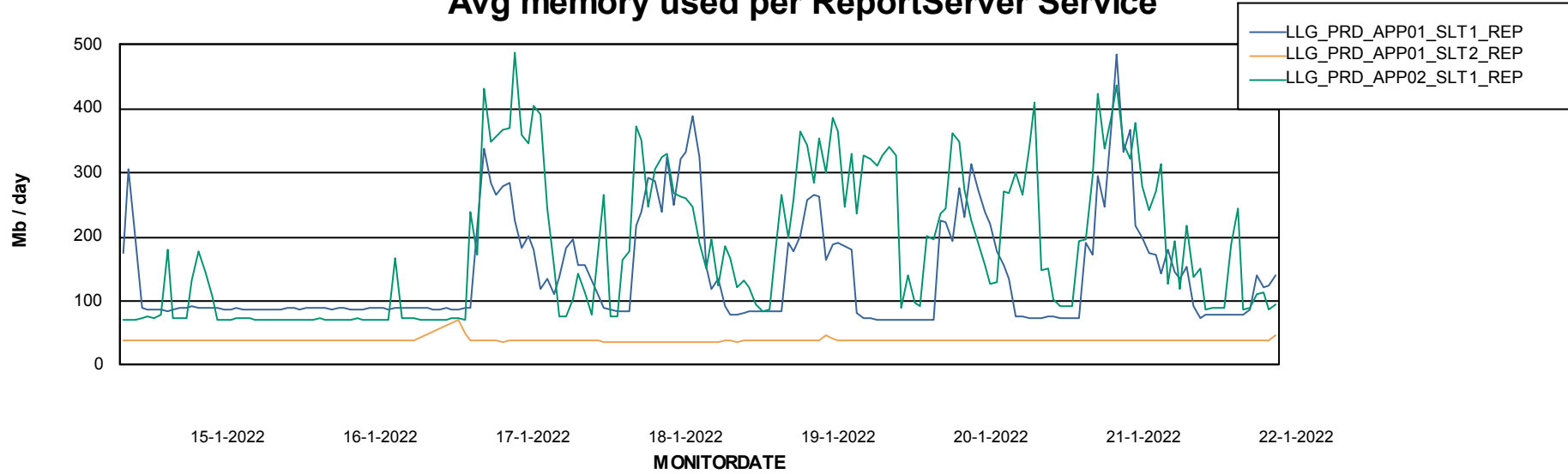
# Weekly SLA Customer Report

Customer LLG\_Production  
Database ID 53

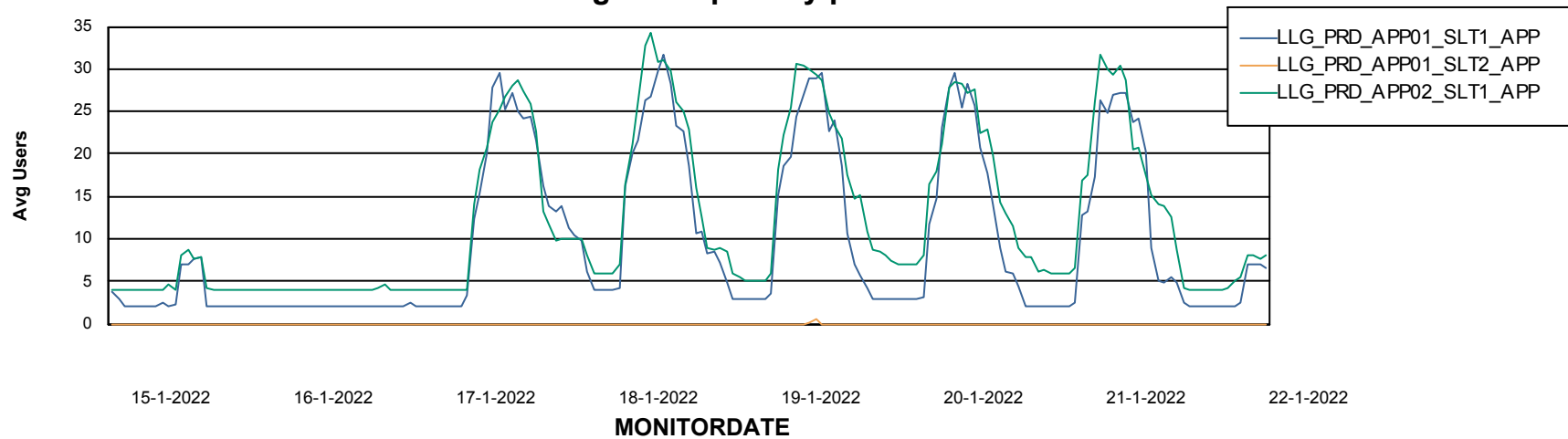


## ABSSolute Application Server Services

### Avg memory used per ReportServer Service



### Avg users per day per ABS server



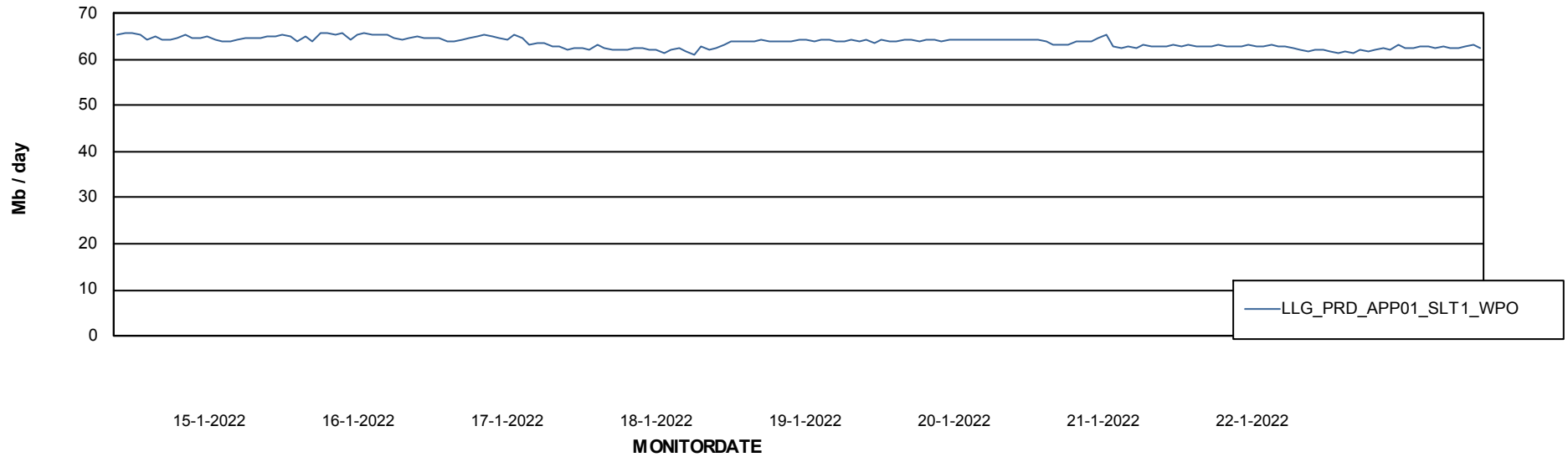
# Weekly SLA Customer Report

Customer LLG\_Production  
Database ID 53



## ABSSolute Application Server Services

### Avg memory used per ABS Web component



# Weekly SLA Customer Report

Customer LLG\_Production  
Database ID 53



## Disaster per ABS component

