

# Weekly SLA Customer Report

Customer CLO Production  
Database ID 38



## Harddisk Usage CLO\_PRD\_CLO-ORA01

	Free disk space on C: (%)	Total disk space on C: (Gb)	Used disk space on C: (Gb)	Free disk space on D: (%)	Total disk space on D: (Gb)	Used disk space on D: (Gb)	Free disk space on F: (%)	Total disk space on F: (Gb)	Used disk space on F: (Gb)
22-1-2022	20	279	222	22	447	347	60	447	180
21-1-2022	20	279	222	22	447	347	63	447	165
20-1-2022	20	279	222	22	447	347	66	447	154
19-1-2022	20	279	222	22	447	347	60	447	177
18-1-2022	20	279	222	22	447	347	62	447	168
17-1-2022	21	279	222	22	447	347	65	447	156
16-1-2022	21	279	221	22	447	347	66	447	151

## Harddisk Usage CLO\_PRD\_CLO-ORA02

	Free disk space on C: (%)	Total disk space on C: (Gb)	Used disk space on C: (Gb)	Free disk space on D: (%)	Total disk space on D: (Gb)	Used disk space on D: (Gb)	Free disk space on F: (%)	Total disk space on F: (Gb)	Used disk space on F: (Gb)
22-1-2022	70	279	84	28	447	320	33	447	301
21-1-2022	70	279	84	28	447	320	34	447	294
20-1-2022	70	279	84	28	447	320	36	447	284
19-1-2022	70	279	84	28	447	320	31	447	307
18-1-2022	70	279	84	28	447	320	33	447	298
17-1-2022	70	279	84	28	447	320	36	447	287
16-1-2022	70	279	84	28	447	320	37	447	282

# Weekly SLA Customer Report

Customer CLO Production  
Database ID 38



Harddisk Usage CLO\_PRD\_WEB\_02

	Free disk space on C: (%)	Total disk space on C: (Gb)	Used disk space on C: (Gb)
22-1-2022	45	100	55
21-1-2022	45	100	55
20-1-2022	45	100	54
19-1-2022	45	100	54
18-1-2022	45	100	54
17-1-2022	45	100	54
16-1-2022	46	100	54

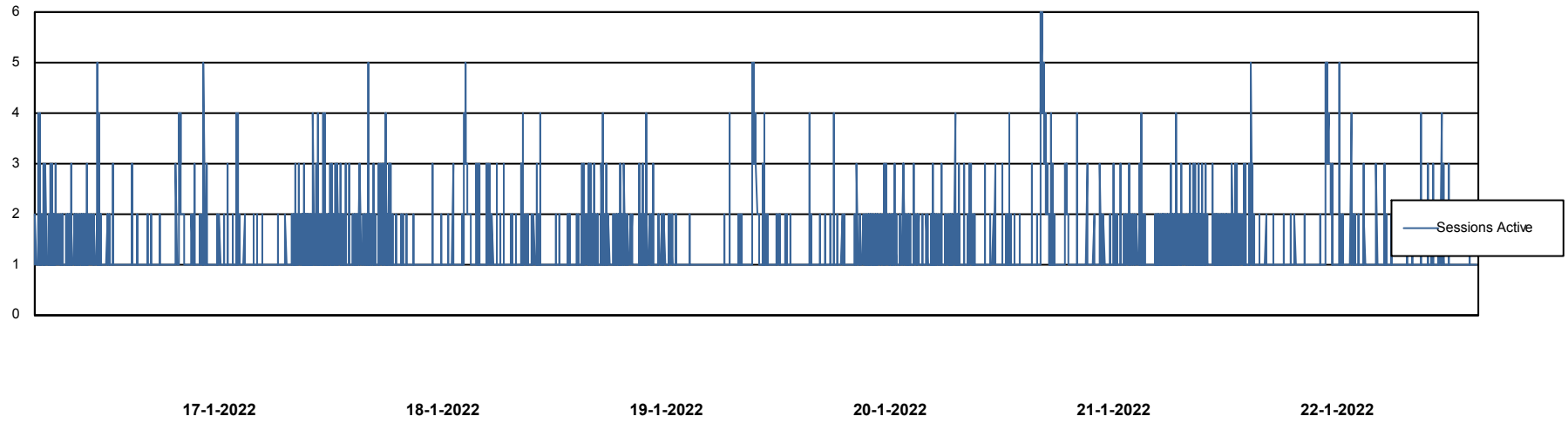
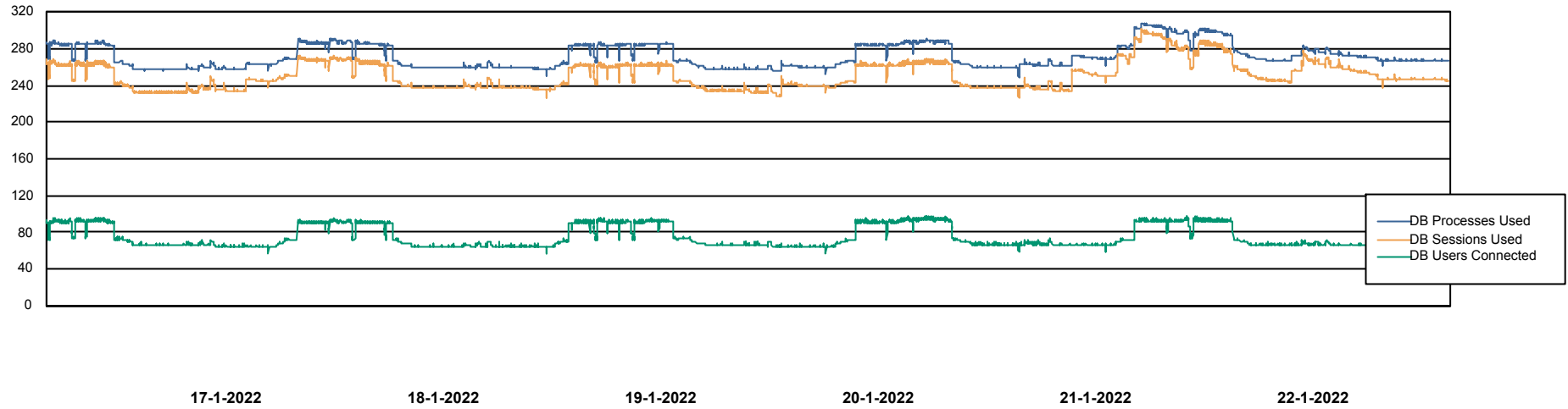
# Weekly SLA Customer Report

Customer CLO Production  
Database ID 38



Database Performance CLODB\_PRD\_CLO-ORA01

DB Processes Max 1,000



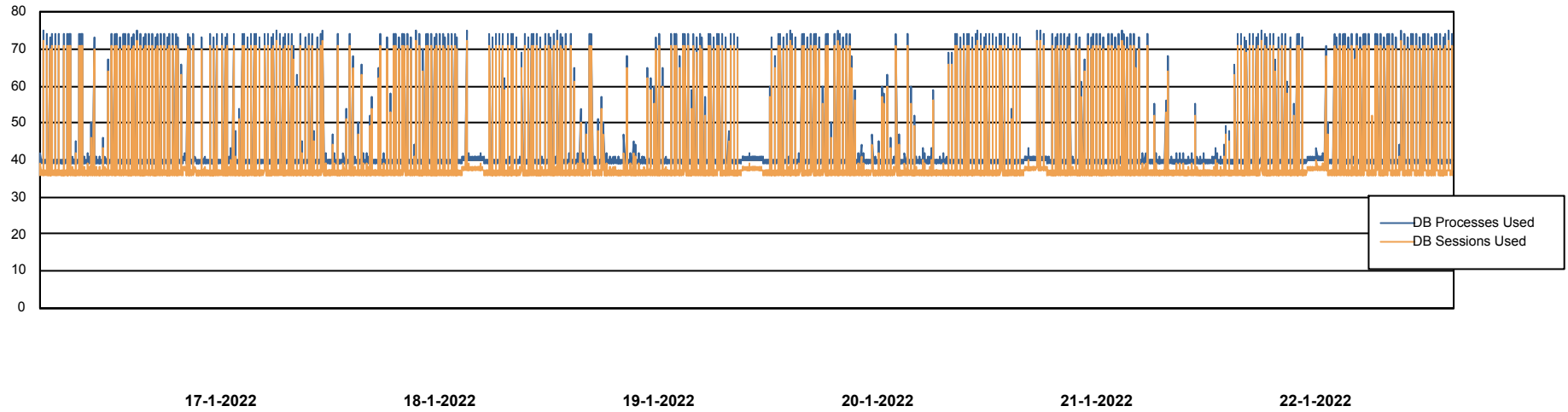
# Weekly SLA Customer Report

Customer CLO Production  
Database ID 38



Database Performance CLODB\_STANDBY\_CLO-ORA02

DB Processes Max 1,000



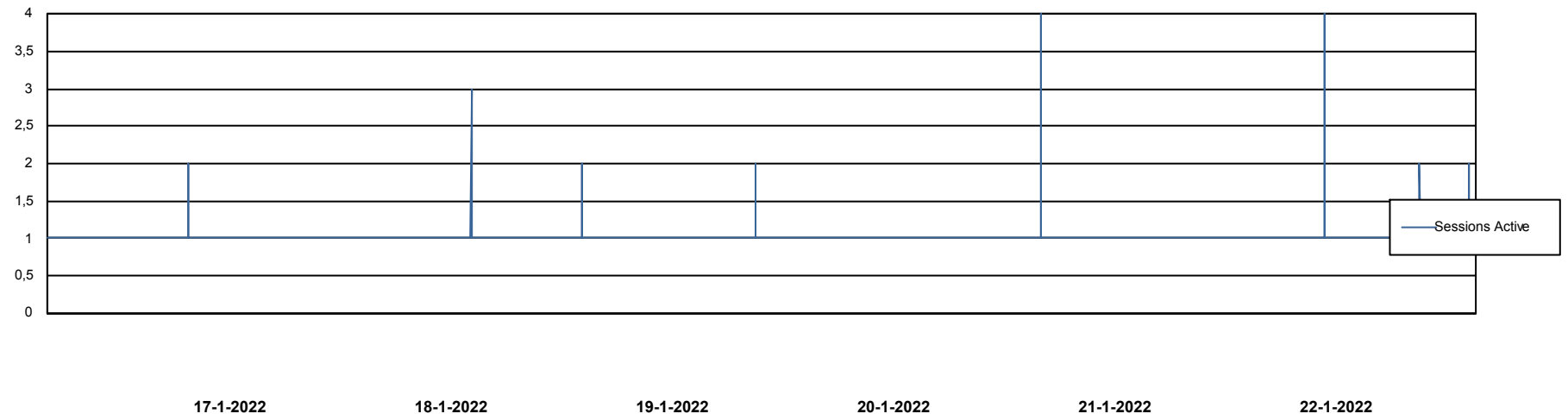
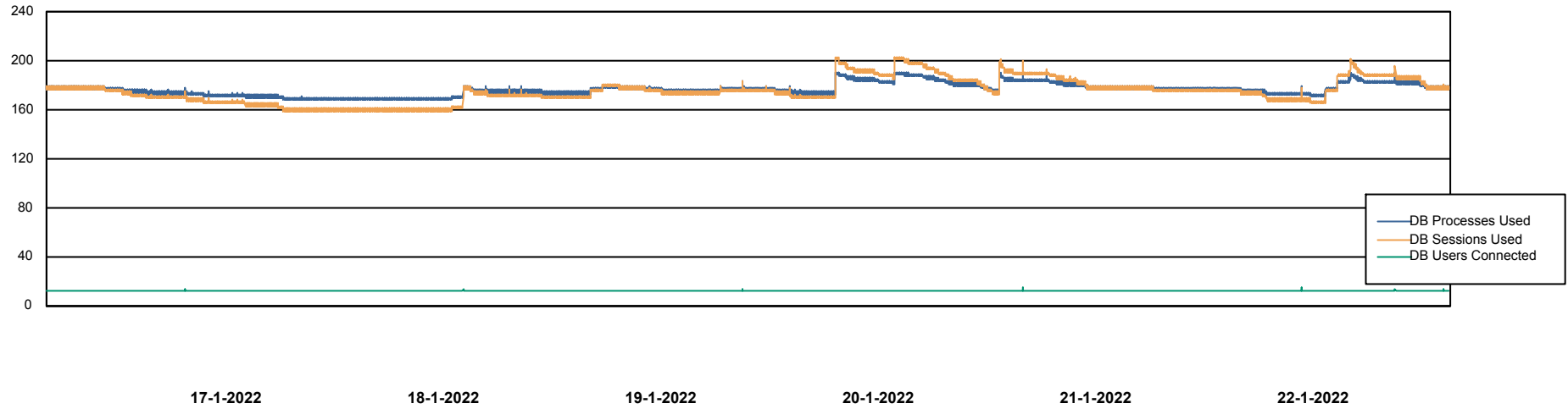
# Weekly SLA Customer Report

Customer CLO Production  
Database ID 38



Database Performance CLODB\_TEST\_CLO-ORA02

DB Processes Max 1,000



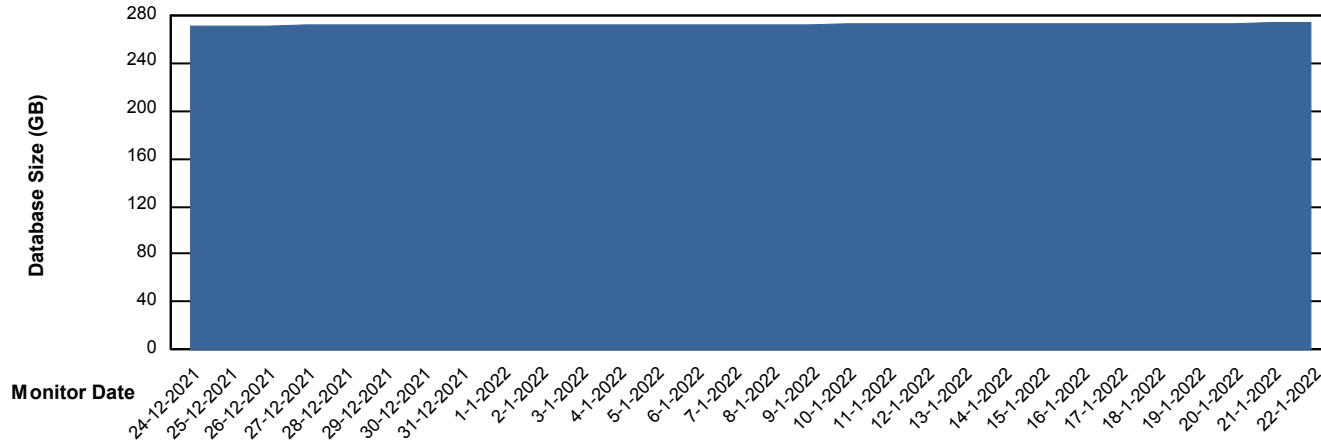
# Weekly SLA Customer Report

Customer CLO Production  
Database ID 38



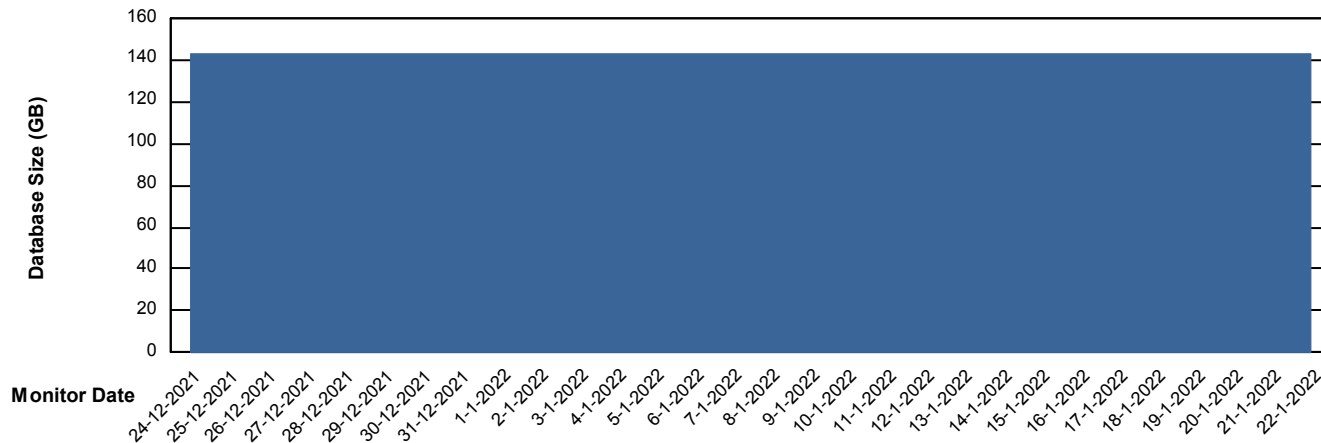
DATABASE SIZE CLODB\_PRD\_CLO-ORA01

### Database growth over last month



DATABASE SIZE CLODB\_TEST\_CLO-ORA02

### Database growth over last month



# Weekly SLA Customer Report

Customer CLO Production  
Database ID 38



Database Tablespace CLODB\_PRD\_CLO-ORA01

Date	Tablespace Name	Filesize (Gb)	Usedsize (Gb)	Percentage free
22-1-2022	ABSDATA	102	79	23
	INDX	203	170	16
21-1-2022	ABSDATA	102	79	23
	INDX	203	170	16
20-1-2022	ABSDATA	102	79	23
	INDX	203	170	16
19-1-2022	ABSDATA	102	79	23
	INDX	203	170	16
18-1-2022	ABSDATA	102	79	23
	INDX	203	170	16
17-1-2022	ABSDATA	102	79	23
	INDX	202	170	16
16-1-2022	ABSDATA	102	79	23
	INDX	202	170	16

# Weekly SLA Customer Report

Customer CLO Production  
Database ID 38



Database Tablespace CLODB\_TEST\_CLO-ORA02

Date	Tablespace Name	Filesize (Gb)	Usedsize (Gb)	Percentage free
22-1-2022	ABSDATA	88	47	47
	INDX	112	94	16
21-1-2022	ABSDATA	88	47	47
	INDX	112	94	16
20-1-2022	ABSDATA	88	47	47
	INDX	112	94	16
19-1-2022	ABSDATA	88	47	47
	INDX	112	94	16
18-1-2022	ABSDATA	88	47	47
	INDX	112	94	16
17-1-2022	ABSDATA	88	47	47
	INDX	112	94	16
16-1-2022	ABSDATA	88	47	47
	INDX	112	94	16

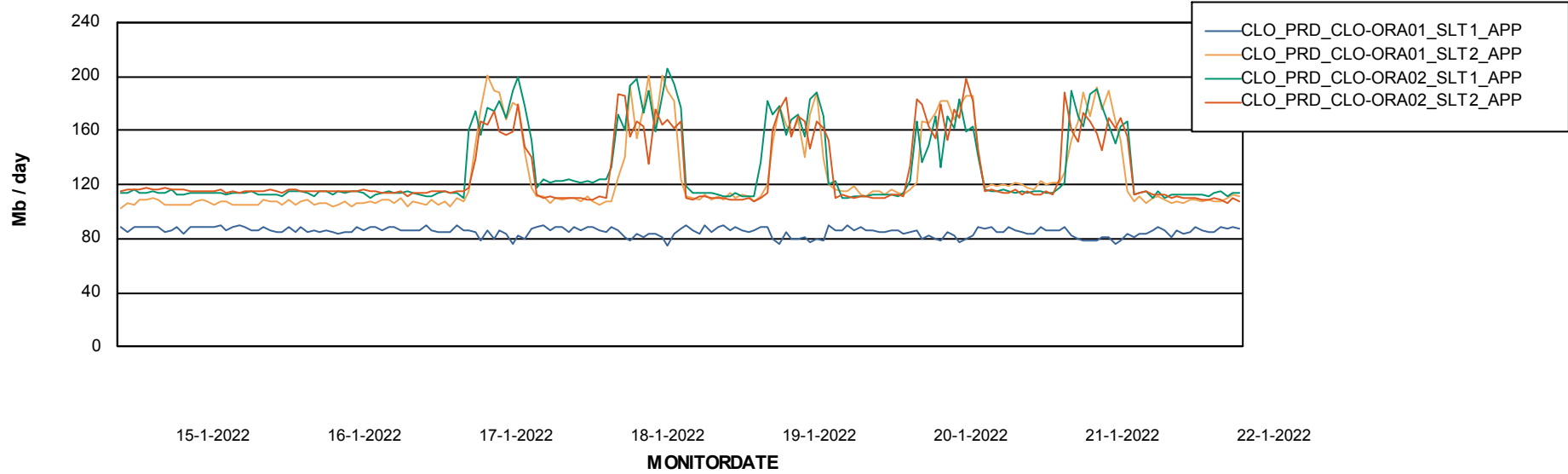
# Weekly SLA Customer Report

Customer CLO Production  
Database ID 38

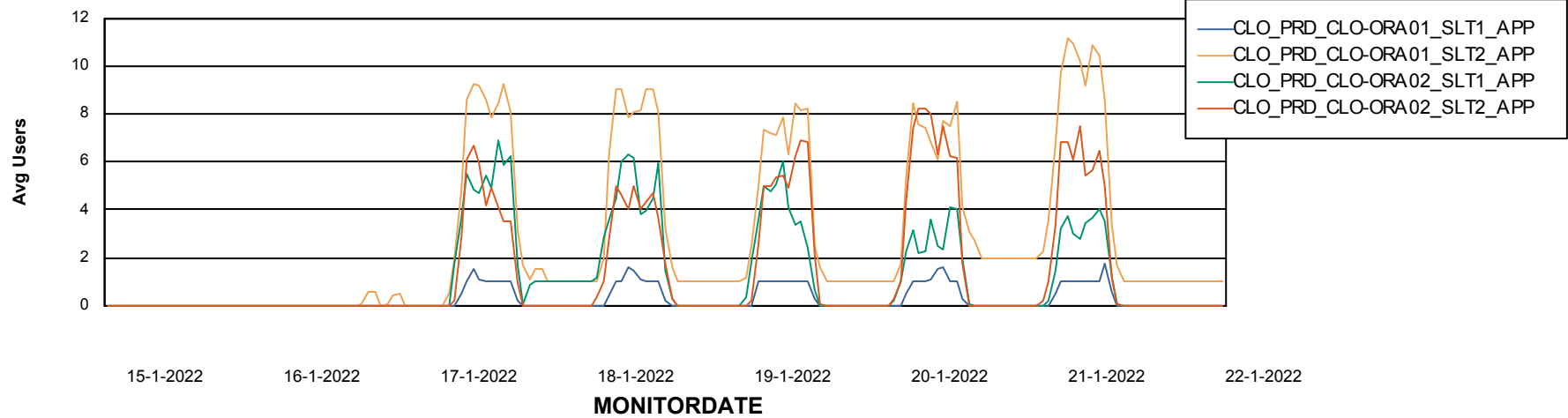


## ABSSolute Application Server Services

### Avg memory used per ABS Server Service



### Avg users per day per ABS server



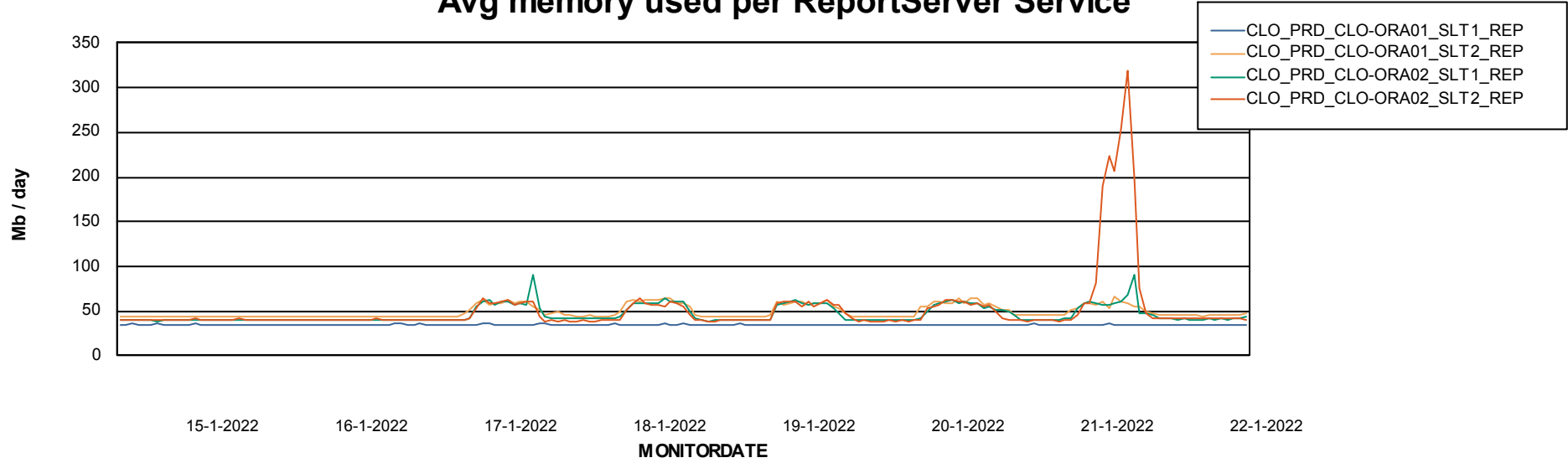
# Weekly SLA Customer Report

Customer CLO Production  
Database ID 38



## ABSSolute Application ReportServer Services

### Avg memory used per ReportServer Service



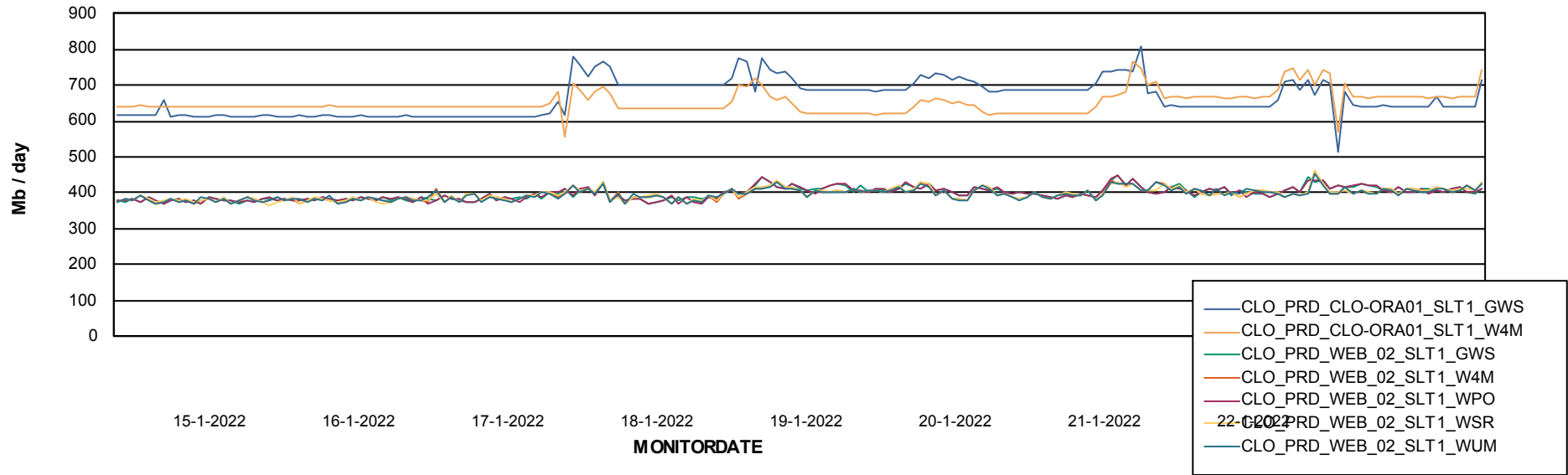
# Weekly SLA Customer Report

Customer CLO Production  
Database ID 38



## ABSSolute Web Component Services

### Avg memory used per ABS Web component



# Weekly SLA Customer Report

Customer CLO Production  
Database ID 38



## Disaster per ABS component

