

# Weekly SLA Customer Report

Customer VEN\_Production  
Database ID 35



## Harddisk Usage VEN\_PRD\_VENABS06\_DB

	Free disk space on C: (%)	Total disk space on C: (Gb)	Used disk space on C: (Gb)	Free disk space on D: (%)	Total disk space on D: (Gb)	Used disk space on D: (Gb)	Free disk space on E: (%)	Total disk space on E: (Gb)	Used disk space on E: (Gb)
15-1-2022	56	102	45	34	601	398	58	400	167
14-1-2022	58	102	43	34	601	398	44	400	225
13-1-2022	58	102	43	34	601	398	21	400	316
12-1-2022	59	102	42	34	601	398	21	400	316
11-1-2022	60	102	40	34	601	397	21	400	315
10-1-2022	61	102	40	34	601	395	21	400	315
9-1-2022	61	102	40	34	601	395	21	400	315

## Harddisk Usage VEN\_PRD\_VENABS07\_SB-DB

	Free disk space on C: (%)	Total disk space on C: (Gb)	Used disk space on C: (Gb)	Free disk space on D: (%)	Total disk space on D: (Gb)	Used disk space on D: (Gb)	Free disk space on E: (%)	Total disk space on E: (Gb)	Used disk space on E: (Gb)
15-1-2022	43	102	59	12	726	637	91	400	37
14-1-2022	41	102	60	12	726	637	88	400	46
13-1-2022	42	102	59	13	726	630	91	400	37
12-1-2022	43	102	58	16	726	609	42	400	230
11-1-2022	44	102	57	16	726	607	22	400	311
10-1-2022	44	102	57	16	726	607	22	400	311
9-1-2022	44	102	57	16	726	607	22	400	311

# Weekly SLA Customer Report

Customer VEN\_Production  
Database ID 35



Harddisk Usage VEN\_PRD\_VENABS08\_BI

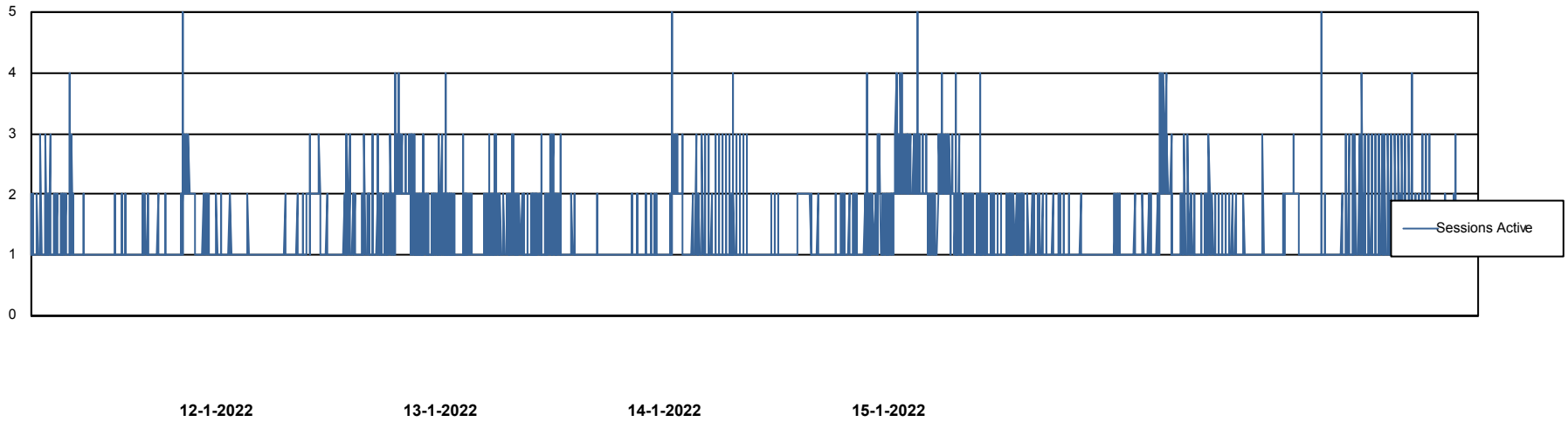
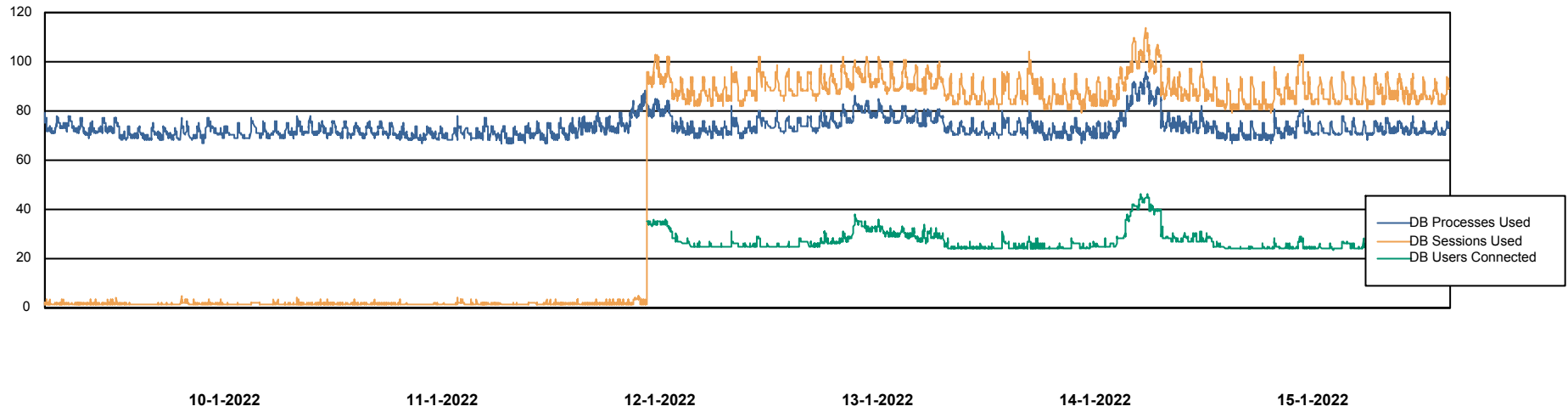
	Free disk space on C: (%)	Total disk space on C: (Gb)	Used disk space on C: (Gb)	Free disk space on D: (%)	Total disk space on D: (Gb)	Used disk space on D: (Gb)
15-1-2022	41	102	60	27	601	439
14-1-2022	40	102	61	27	601	439
13-1-2022	41	102	60	28	601	432
12-1-2022	43	102	58	29	601	425
11-1-2022	43	102	58	29	601	425
10-1-2022	43	102	58	29	601	425
9-1-2022	43	102	58	29	601	425

# Weekly SLA Customer Report

Customer VEN\_Production  
Database ID 35



## Database Performance VENDB\_Production



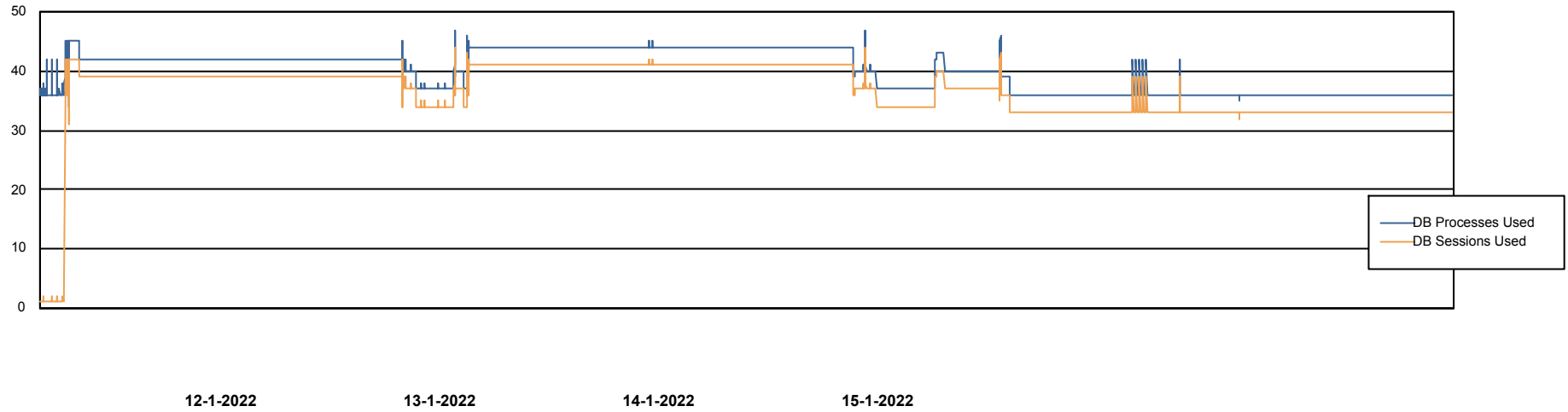
# Weekly SLA Customer Report

Customer VEN\_Production  
Database ID 35



Database Performance VENDB\_Standby

DB Processes Max 300



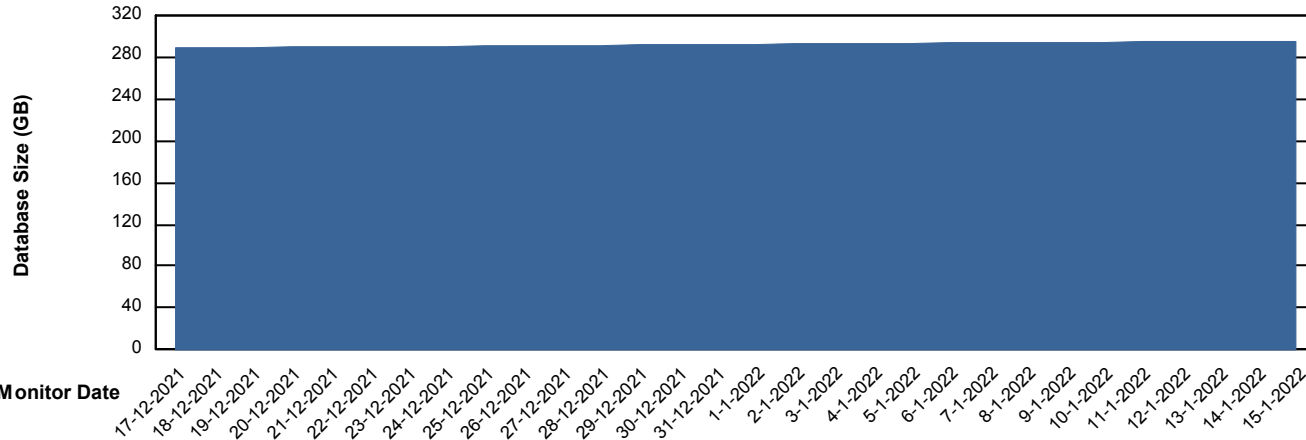
# Weekly SLA Customer Report

Customer VEN\_Production  
 Database ID 35



DATABASE SIZE VENDB\_Production

## Database growth over last month



Database Tablespace VENDB\_Production

Date	Tablespace Name	Filesize (Gb)	Usedsize (Gb)	Percentage free
15-1-2022	ABSDATA	178	149	16
	INDX	166	137	17
14-1-2022	ABSDATA	178	149	16
	INDX	166	137	17
13-1-2022	ABSDATA	178	149	16
	INDX	166	137	17
12-1-2022	ABSDATA	178	149	16
	INDX	166	137	17
11-1-2022	ABSDATA	178	148	17
	INDX	166	137	17
10-1-2022	ABSDATA	178	148	17
	INDX	163	137	16
9-1-2022	ABSDATA	178	148	17
	INDX	163	137	16

