

Weekly SLA Customer Report

Customer LLG_Production
Database ID 53



Harddisk Usage LLG_PRD_APP01

	Free disk space on C: (%)	Total disk space on C: (Gb)	Used disk space on C: (Gb)	Free disk space on D: (%)	Total disk space on D: (Gb)	Used disk space on D: (Gb)
15-1-2022	33	200	134	97	200	7
14-1-2022	33	200	134	97	200	7
13-1-2022	33	200	134	97	200	7
12-1-2022	33	200	134	97	200	7
11-1-2022	33	200	134	97	200	7
10-1-2022	33	200	134	97	200	7
9-1-2022	33	200	134	97	200	7

Harddisk Usage LLG_PRD_APP02

	Free disk space on C: (%)	Total disk space on C: (Gb)	Used disk space on C: (Gb)	Free disk space on D: (%)	Total disk space on D: (Gb)	Used disk space on D: (Gb)
15-1-2022	59	200	81	93	200	15
14-1-2022	59	200	81	93	200	15
13-1-2022	59	200	81	93	200	15
12-1-2022	59	200	81	93	200	14
11-1-2022	59	200	81	93	200	14
10-1-2022	59	200	81	93	200	14
9-1-2022	59	200	81	93	200	14

Weekly SLA Customer Report

Customer LLG_Production
Database ID 53



Harddisk Usage LLG_PRD_BI02

	Free disk space on C: (%)	Total disk space on C: (Gb)	Used disk space on C: (Gb)	Free disk space on D: (%)	Total disk space on D: (Gb)	Used disk space on D: (Gb)
15-1-2022	60	150	60	55	685	311
14-1-2022	60	150	60	55	685	311
13-1-2022	60	150	60	55	685	311
12-1-2022	60	150	60	55	685	311
11-1-2022	60	150	60	55	685	311
10-1-2022	60	150	60	55	685	311
9-1-2022	60	150	60	55	685	311

Harddisk Usage LLG_PRD_ORS01

	Free disk space on C: (%)	Total disk space on C: (Gb)	Used disk space on C: (Gb)	Free disk space on D: (%)	Total disk space on D: (Gb)	Used disk space on D: (Gb)	Free disk space on E: (%)	Total disk space on E: (Gb)	Used disk space on E: (Gb)
15-1-2022	83	279	46	63	928	344	49	749	380
14-1-2022	83	279	46	63	928	345	50	749	374
13-1-2022	83	279	46	63	928	345	50	749	374
12-1-2022	83	279	46	63	928	345	50	749	374
11-1-2022	83	279	46	63	928	345	50	749	374
10-1-2022	83	279	46	63	928	345	50	749	372
9-1-2022	83	279	46	63	928	344	51	749	367

Weekly SLA Customer Report

Customer LLG_Production
Database ID 53



Harddisk Usage LLG_PRD_ORS02

	Free disk space on C: (%)	Total disk space on C: (Gb)	Used disk space on C: (Gb)	Free disk space on D: (%)	Total disk space on D: (Gb)	Used disk space on D: (Gb)	Free disk space on E: (%)	Total disk space on E: (Gb)	Used disk space on E: (Gb)
15-1-2022	87	279	36	88	1,117	131	93	559	38
14-1-2022	87	279	36	88	1,117	131	93	559	38
13-1-2022	87	279	36	88	1,117	131	93	559	38
12-1-2022	87	279	36	88	1,117	131	93	559	38
11-1-2022	87	279	36	88	1,117	131	93	559	38
10-1-2022	87	279	36	88	1,117	131	93	559	38
9-1-2022	87	279	36	88	1,117	131	93	559	38

Harddisk Usage LLG_PRD_TS2

	Free disk space on C: (%)	Total disk space on C: (Gb)	Used disk space on C: (Gb)	Free disk space on D: (%)	Total disk space on D: (Gb)	Used disk space on D: (Gb)	Free disk space on E: (%)	Total disk space on E: (Gb)	Used disk space on E: (Gb)
15-1-2022	23	279	215	68	993	321	60	684	274
14-1-2022	23	279	215	68	993	321	60	684	274
13-1-2022	23	279	215	68	993	321	60	684	275
12-1-2022	23	279	215	68	993	321	60	684	275
11-1-2022	23	279	215	68	993	321	59	684	277
10-1-2022	23	279	215	68	993	321	53	684	320
9-1-2022	23	279	215	68	993	321	60	684	273

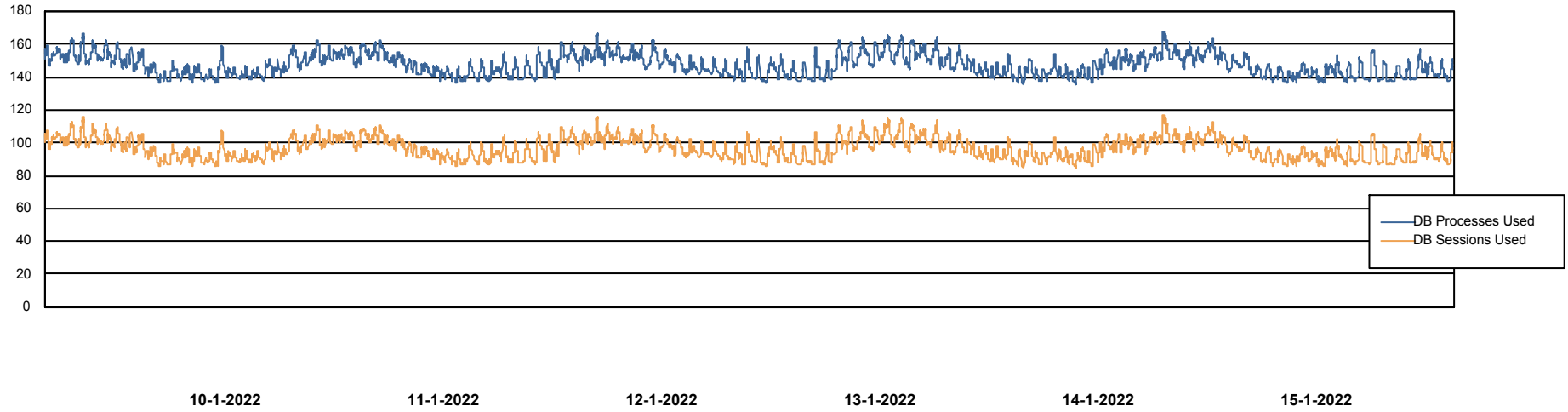
Weekly SLA Customer Report

Customer LLG_Production
Database ID 53



Database Performance LLGDB_Production

DB Processes Max 300
DB Sessions Max 4



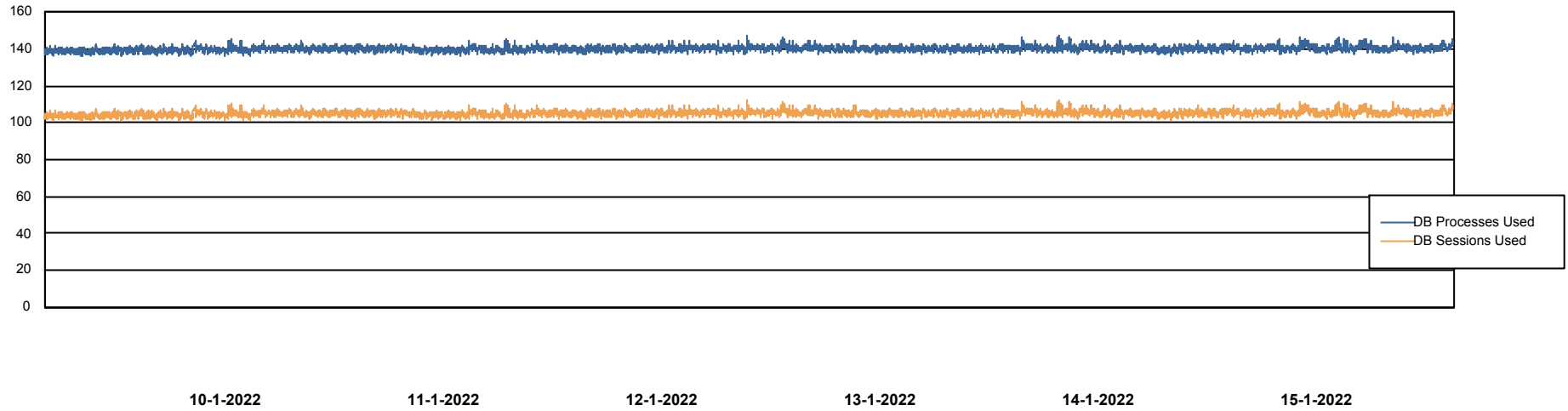
Weekly SLA Customer Report

Customer LLG_Production
Database ID 53



Database Performance LLGDBBI_Production

DB Processes Max 1,000



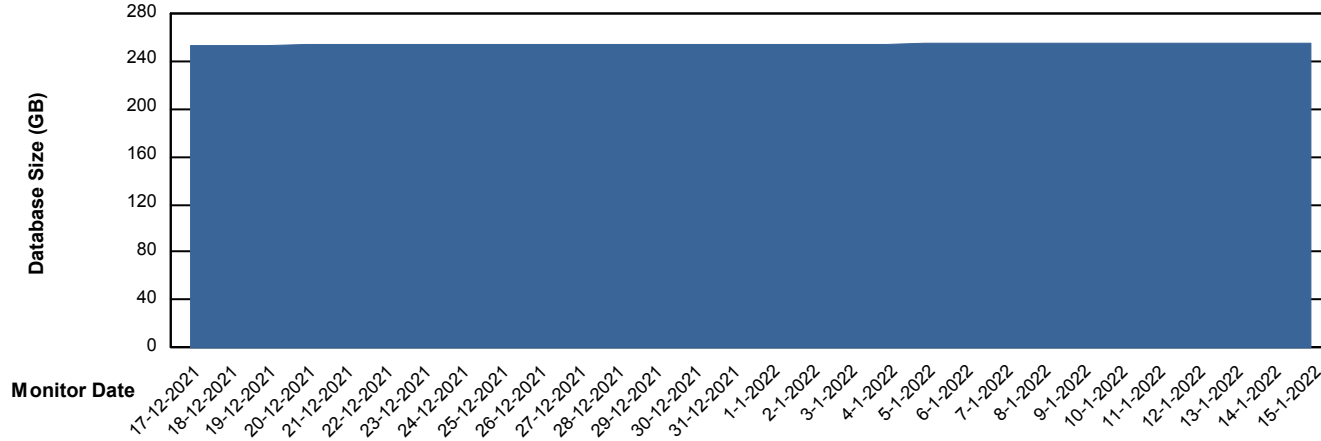
Weekly SLA Customer Report

Customer LLG_Production
Database ID 53



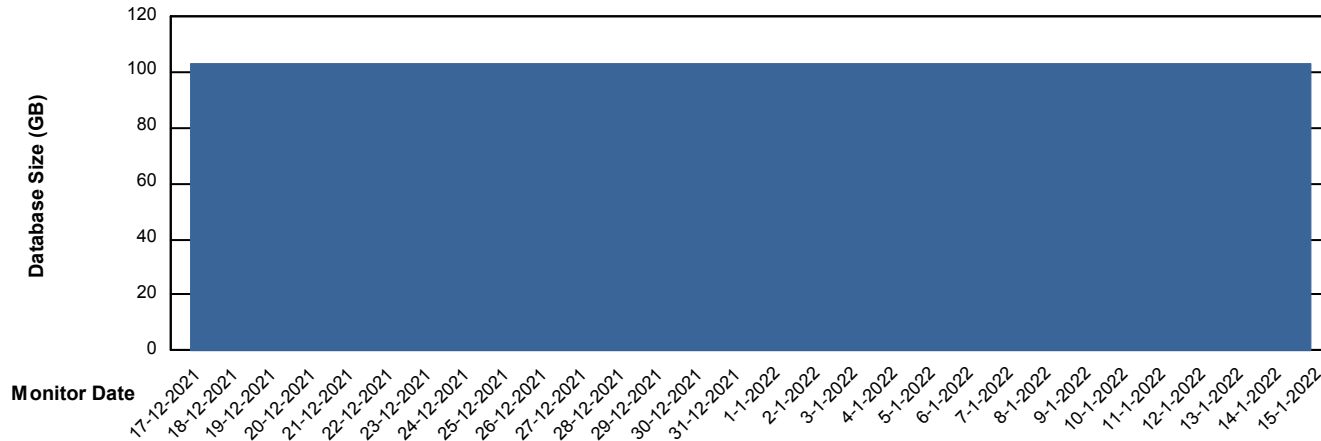
DATABASE SIZE LLGDB_Production

Database growth over last month



DATABASE SIZE LLGDBBI_Production

Database growth over last month



Weekly SLA Customer Report

Customer LLG_Production
Database ID 53



Database Tablespace LLGDB_Production

Date	Tablespace Name	Filesize (Gb)	Usedsize (Gb)	Percentage free
15-1-2022	ABSDATA	120	101	16
	INDX	173	145	16
14-1-2022	ABSDATA	120	101	16
	INDX	173	145	16
13-1-2022	ABSDATA	120	101	16
	INDX	173	145	16
12-1-2022	ABSDATA	120	101	16
	INDX	173	145	16
11-1-2022	ABSDATA	120	101	16
	INDX	173	145	16
10-1-2022	ABSDATA	120	101	16
	INDX	173	145	16
9-1-2022	ABSDATA	120	101	16
	INDX	173	145	16

Weekly SLA Customer Report

Customer LLG_Production
 Database ID 53



Database Tablespace LLGDBBI_Production

Date	Tablespace Name	Filesize (Gb)	Usedsize (Gb)	Percentage free
15-1-2022	ABSDATA	100	46	54
	INDX	120	50	58
14-1-2022	ABSDATA	100	46	54
	INDX	120	50	58
13-1-2022	ABSDATA	100	46	54
	INDX	120	50	58
12-1-2022	ABSDATA	100	46	54
	INDX	120	50	58
11-1-2022	ABSDATA	100	46	54
	INDX	120	50	58
10-1-2022	ABSDATA	100	46	54
	INDX	120	50	58
9-1-2022	ABSDATA	100	46	54
	INDX	120	50	58

BI Status and last ETL error for LLGDBBI_Production

	ma 10/1/2022	di 11/1/2022	wo 12/1/2022	do 13/1/2022	vr 14/1/2022	za 15/1/2022
ABS DataWarehouse ETL Health	OK	OK	OK	OK	OK	OK
ABS DWHStaging ETL Health	OK	OK	OK	OK	OK	OK

Weekly SLA Customer Report

Customer LLG_Production
Database ID 53



BI last ETL error for	LLGDBBI_Production
do, 13-01-2022	None
wo, 12-01-2022	None
zo, 9-01-2022	None
do, 13-01-2022	None
zo, 9-01-2022	None
di, 11-01-2022	None
wo, 12-01-2022	None
vr, 14-01-2022	None
ma, 10-01-2022	None
ma, 10-01-2022	None
di, 11-01-2022	None
za, 15-01-2022	None
za, 15-01-2022	None
vr, 14-01-2022	None

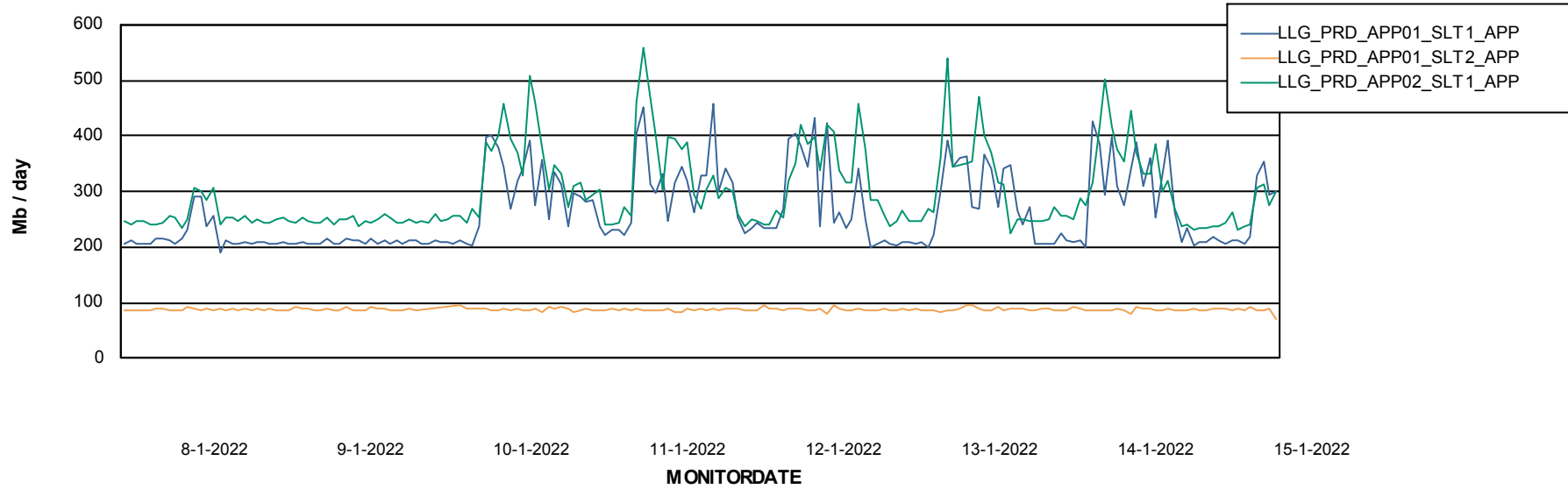
Weekly SLA Customer Report

Customer LLG_Production
Database ID 53



ABSSolute Application Server Services

Avg memory used per ABS Server Service



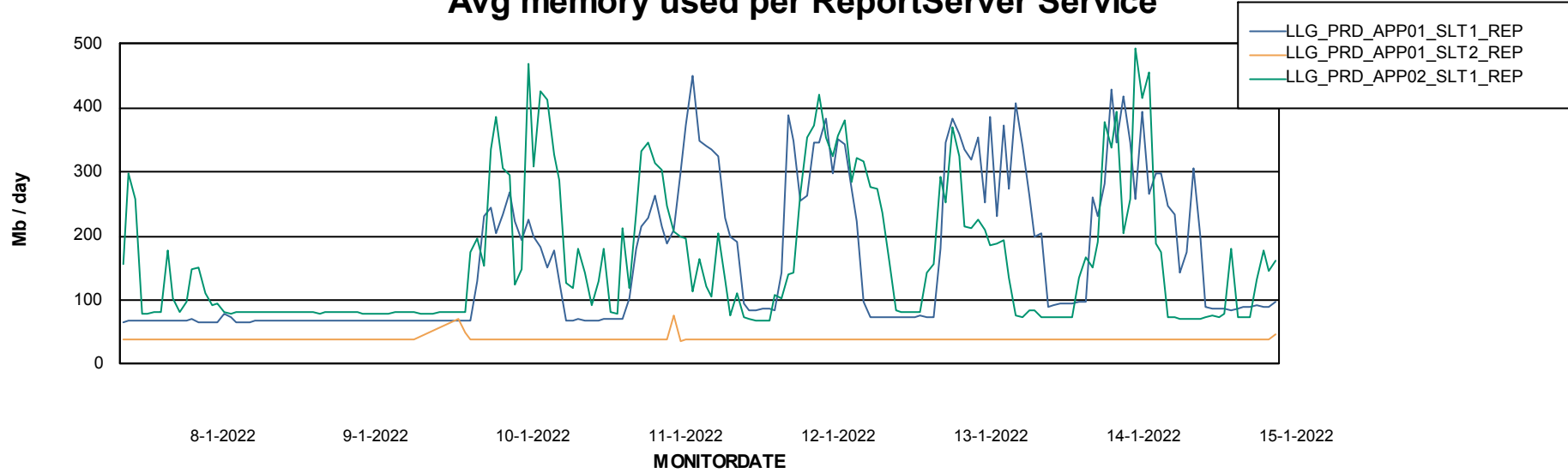
Weekly SLA Customer Report

Customer LLG_Production
Database ID 53

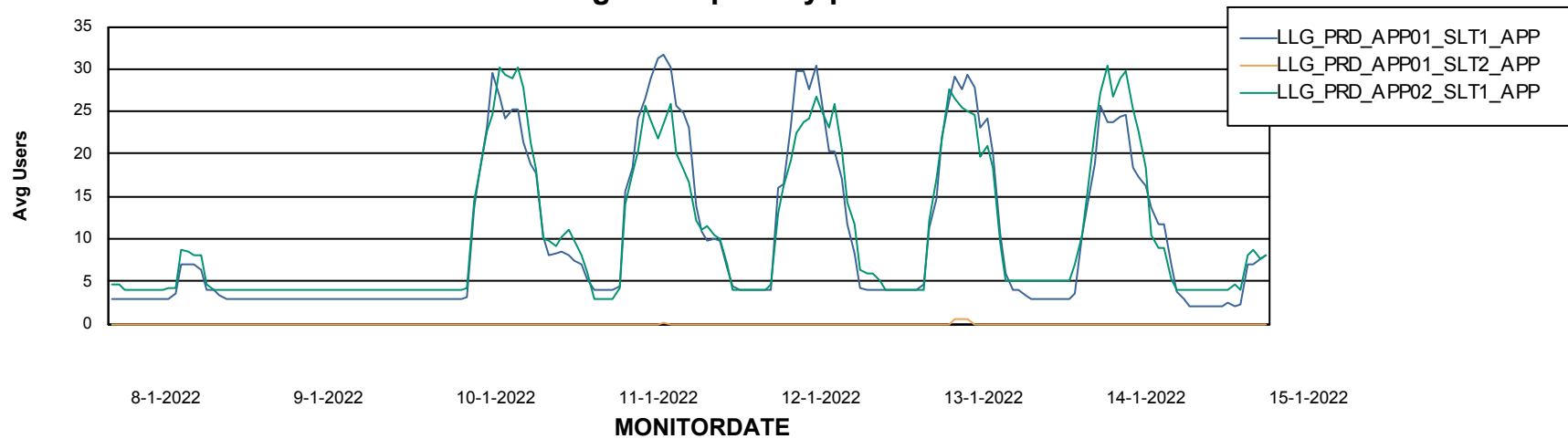


ABSSolute Application Server Services

Avg memory used per ReportServer Service



Avg users per day per ABS server



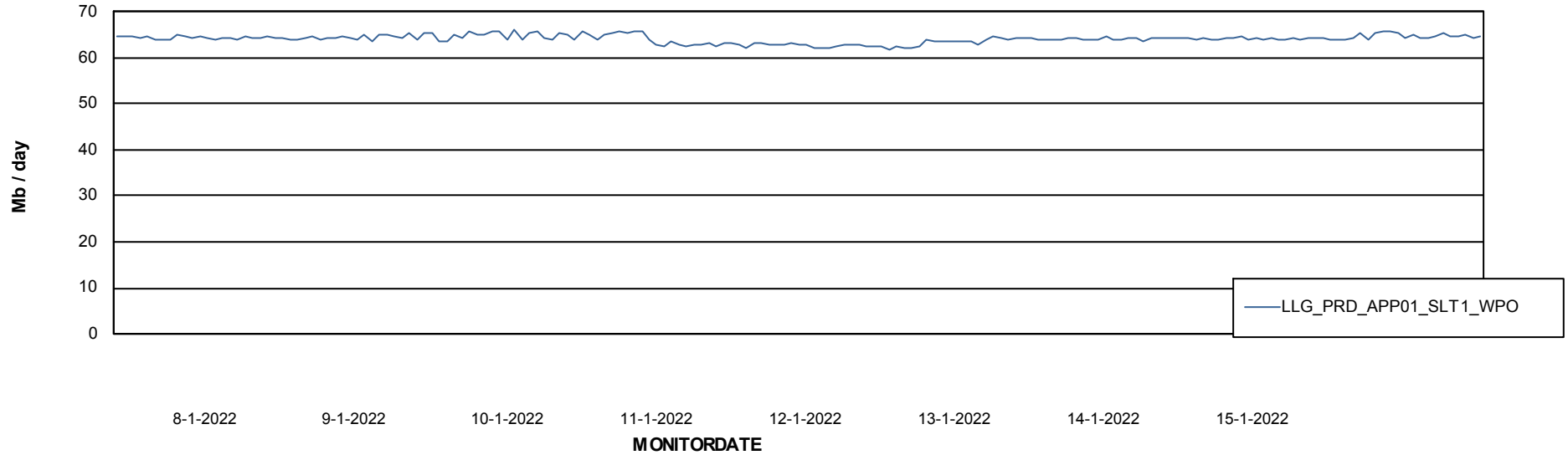
Weekly SLA Customer Report

Customer LLG_Production
Database ID 53



ABSSolute Application Server Services

Avg memory used per ABS Web component



Weekly SLA Customer Report

Customer LLG_Production
Database ID 53



Disaster per ABS component

