

# Weekly SLA Customer Report

Customer RFL\_Production  
Database ID 36



## Harddisk Usage RFL\_PRD

	Free disk space on C: (%)	Total disk space on C: (Gb)	Used disk space on C: (Gb)	Free disk space on D: (%)	Total disk space on D: (Gb)	Used disk space on D: (Gb)	Free disk space on E: (%)	Total disk space on E: (Gb)	Used disk space on E: (Gb)	Free disk space on F: (%)
8-1-2022	13	195	171	68	373	120	46	373	200	79
7-1-2022	13	195	171	68	373	120	46	373	200	79
6-1-2022	13	195	170	68	373	120	46	373	200	79
5-1-2022	14	195	168	68	373	120	46	373	200	79
4-1-2022	14	195	167	68	373	120	46	373	200	80
3-1-2022	15	195	167	68	373	120	46	373	200	79
2-1-2022	15	195	166	68	373	120	46	373	200	80

## Harddisk Usage RFL\_STB

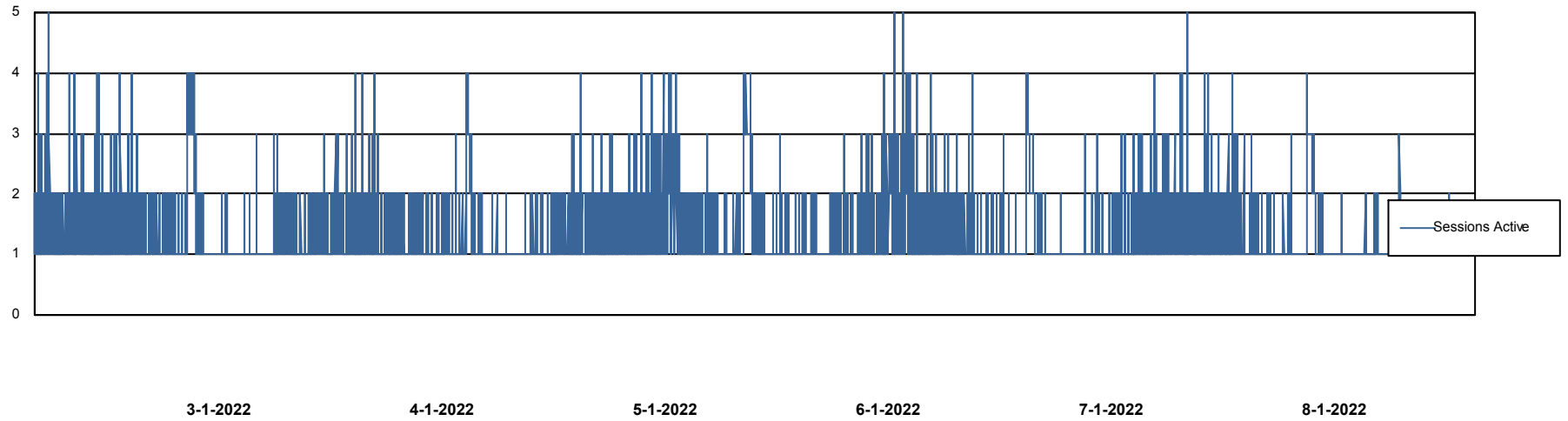
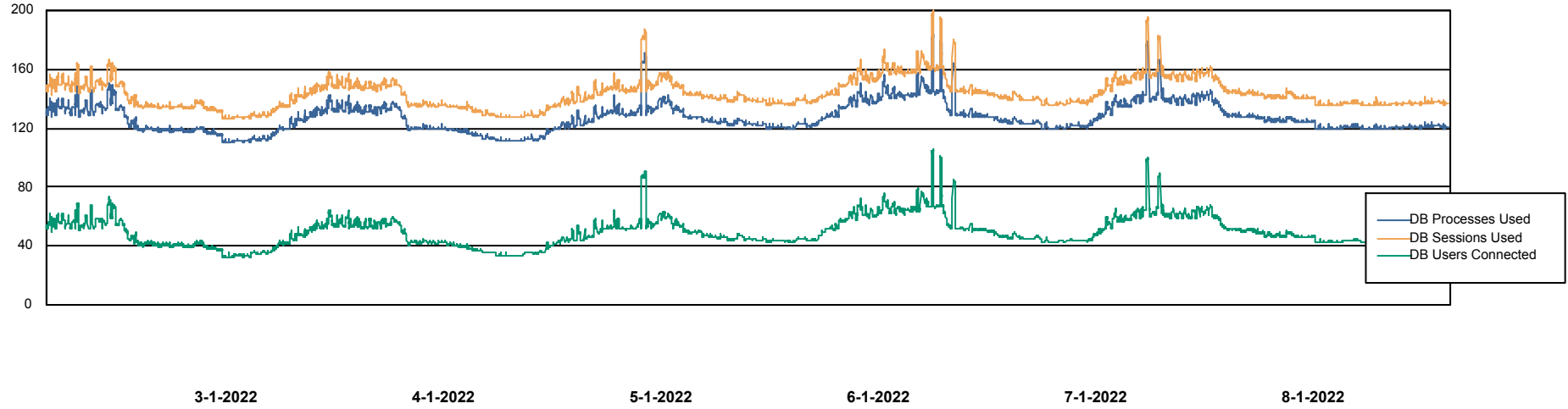
	Free disk space on C: (%)	Total disk space on C: (Gb)	Used disk space on C: (Gb)	Free disk space on D: (%)	Total disk space on D: (Gb)	Used disk space on D: (Gb)	Free disk space on E: (%)	Total disk space on E: (Gb)	Used disk space on E: (Gb)	Free disk space on F: (%)
8-1-2022	17	195	161	75	559	138	39	559	341	81
7-1-2022	17	195	161	75	559	138	39	559	341	82
6-1-2022	17	195	161	75	559	138	39	559	341	82
5-1-2022	17	195	161	75	559	138	39	559	341	82
4-1-2022	17	195	161	75	559	138	39	559	341	82
3-1-2022	17	195	161	75	559	138	39	559	341	82
2-1-2022	17	195	161	75	559	138	39	559	341	82

# Weekly SLA Customer Report

Customer RFL\_Production  
Database ID 36



## Database Performance RFLDB\_Production



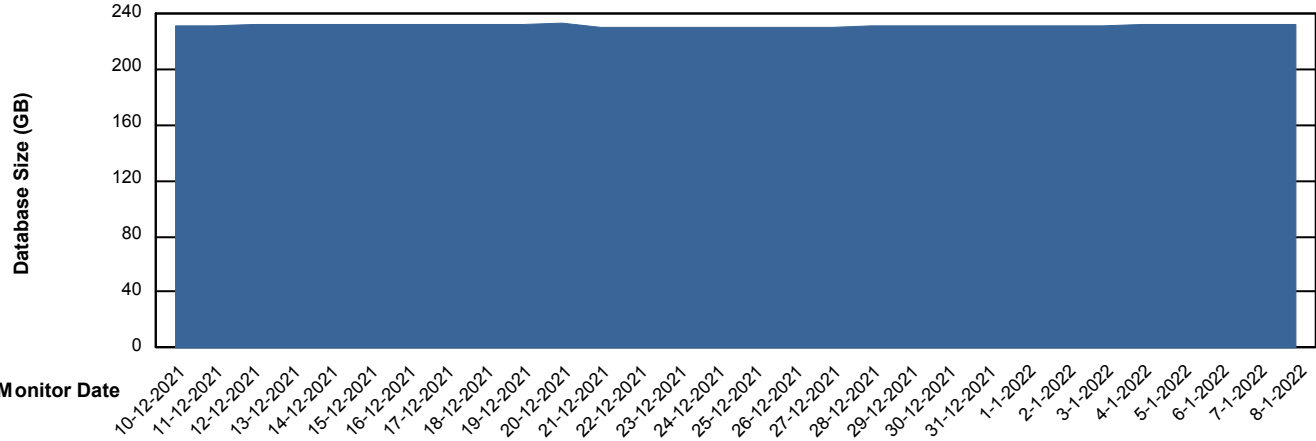
# Weekly SLA Customer Report

Customer RFL\_Production  
 Database ID 36



DATABASE SIZE RFLDB\_Production

Database growth over last month



Database Tablespace RFLDB\_Production

Date	Tablespace Name	Filesize (Gb)	Usedsize (Gb)	Percentage free
8-1-2022	ABSDATA	90	63	30
	INDX	200	159	20
7-1-2022	ABSDATA	90	63	30
	INDX	200	159	20
6-1-2022	ABSDATA	90	63	30
	INDX	200	159	20
5-1-2022	ABSDATA	90	63	30
	INDX	200	159	20
4-1-2022	ABSDATA	90	63	30
	INDX	200	159	21
3-1-2022	ABSDATA	90	63	30
	INDX	200	159	21
2-1-2022	ABSDATA	90	63	30
	INDX	200	159	21

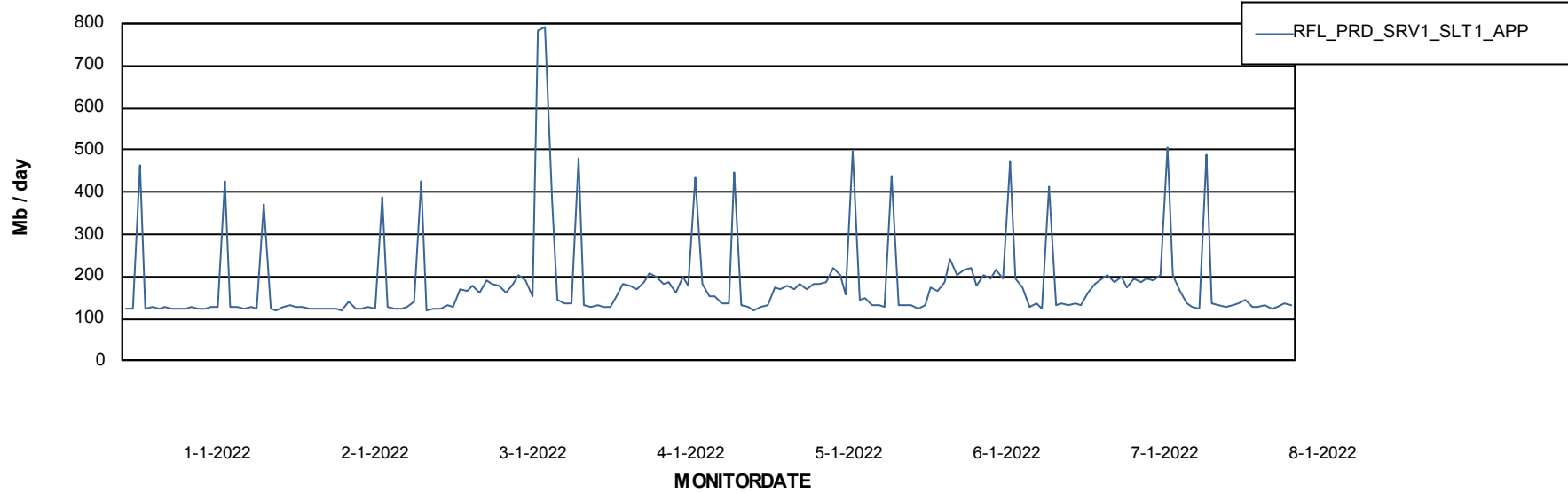
# Weekly SLA Customer Report

Customer RFL\_Production  
Database ID 36

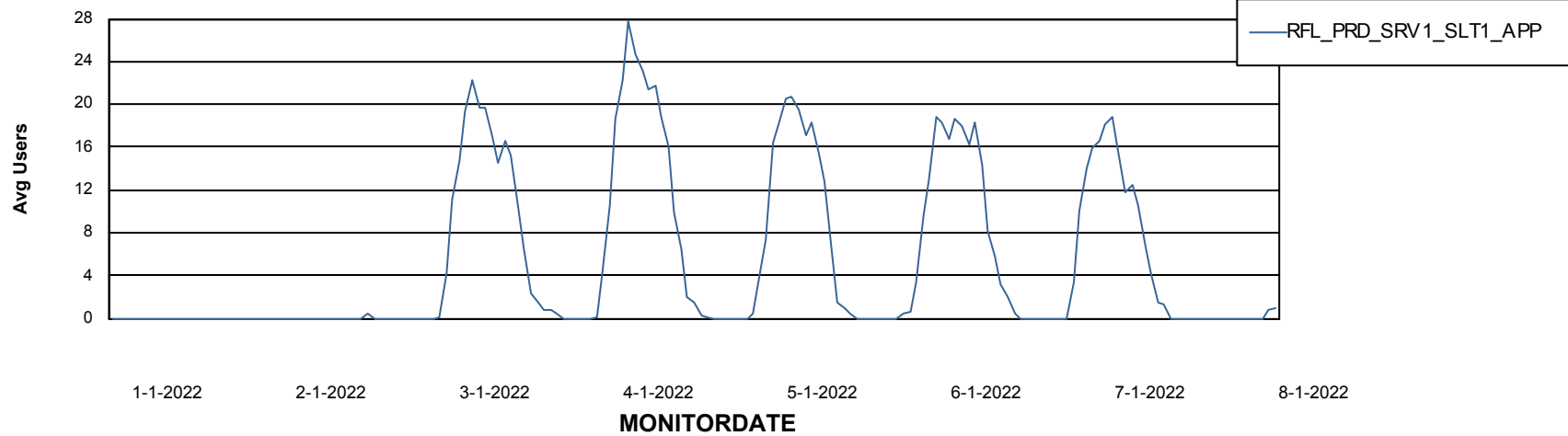


## ABSolute Application Server Services

### Avg memory used per ABS Server Service



### Avg users per day per ABS server



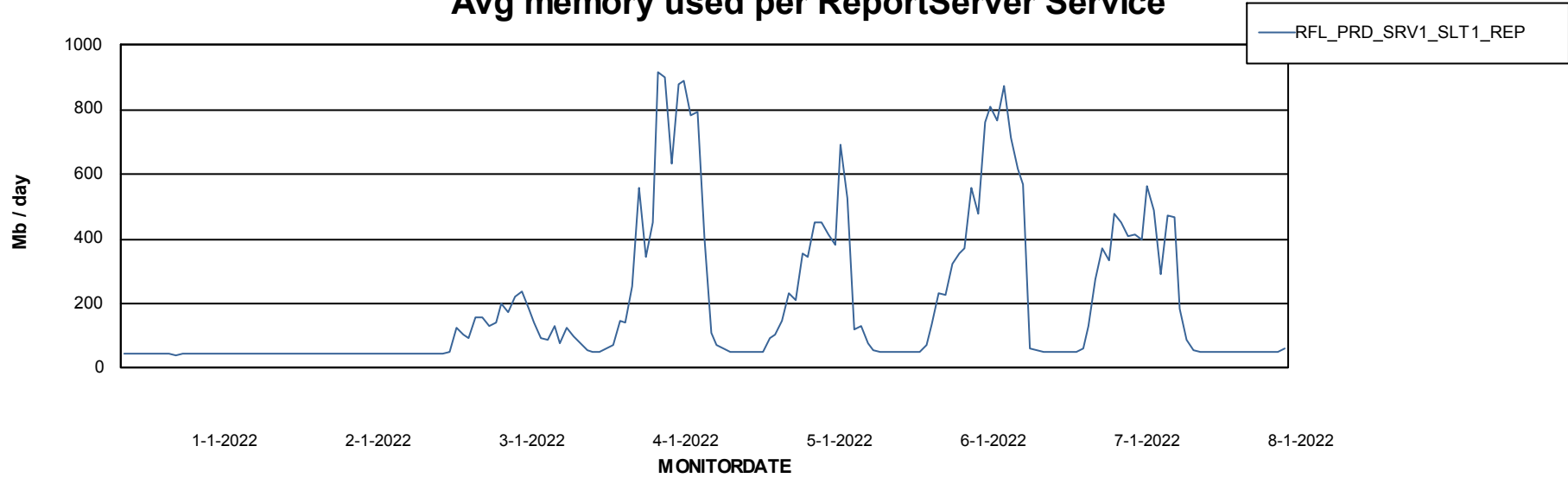
# Weekly SLA Customer Report

Customer RFL\_Production  
Database ID 36



## ABSSolute Application ReportServer Services

### Avg memory used per ReportServer Service



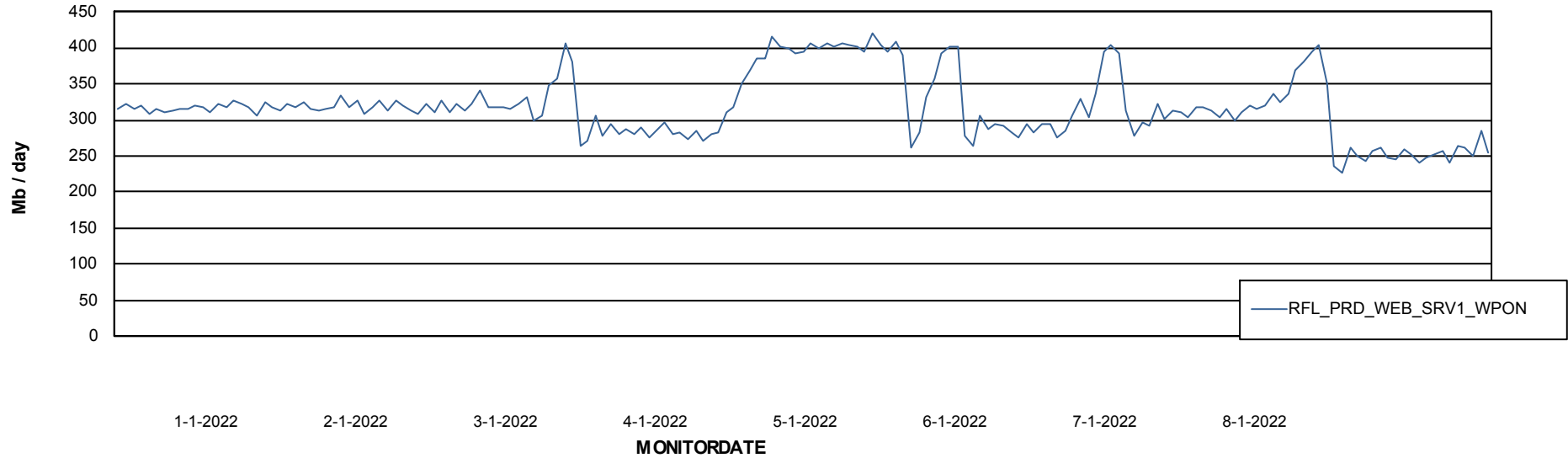
# Weekly SLA Customer Report

Customer RFL\_Production  
Database ID 36



## ABSSolute Web Component Services

### Avg memory used per ABS Web component



# Weekly SLA Customer Report

Customer RFL\_Production  
Database ID 36



## Disaster per ABS component

