

# Weekly SLA Customer Report

Customer LLG\_Production  
Database ID 53



## Harddisk Usage LLG\_PRD\_APP01

	Free disk space on C: (%)	Total disk space on C: (Gb)	Used disk space on C: (Gb)	Free disk space on D: (%)	Total disk space on D: (Gb)	Used disk space on D: (Gb)
8-1-2022	33	200	134	97	200	7
7-1-2022	33	200	134	97	200	7
6-1-2022	33	200	134	97	200	7
5-1-2022	33	200	134	97	200	7
4-1-2022	33	200	134	97	200	7
3-1-2022	33	200	134	97	200	7
2-1-2022	33	200	134	97	200	7

## Harddisk Usage LLG\_PRD\_APP02

	Free disk space on C: (%)	Total disk space on C: (Gb)	Used disk space on C: (Gb)	Free disk space on D: (%)	Total disk space on D: (Gb)	Used disk space on D: (Gb)
8-1-2022	59	200	81	93	200	14
7-1-2022	59	200	81	93	200	14
6-1-2022	59	200	81	93	200	14
5-1-2022	59	200	81	93	200	14
4-1-2022	59	200	81	93	200	14
3-1-2022	59	200	81	93	200	14
2-1-2022	59	200	81	93	200	14

# Weekly SLA Customer Report

Customer LLG\_Production  
 Database ID 53



Harddisk Usage LLG\_PRD\_BI02

	Free disk space on C: (%)	Total disk space on C: (Gb)	Used disk space on C: (Gb)	Free disk space on D: (%)	Total disk space on D: (Gb)	Used disk space on D: (Gb)
8-1-2022	60	150	60	55	685	311
7-1-2022	60	150	60	55	685	311
6-1-2022	60	150	60	55	685	311
5-1-2022	60	150	60	55	685	311
4-1-2022	60	150	60	55	685	311
3-1-2022	60	150	60	55	685	311
2-1-2022	60	150	60	55	685	311

Harddisk Usage LLG\_PRD\_OR01

	Free disk space on C: (%)	Total disk space on C: (Gb)	Used disk space on C: (Gb)	Free disk space on D: (%)	Total disk space on D: (Gb)	Used disk space on D: (Gb)	Free disk space on E: (%)	Total disk space on E: (Gb)	Used disk space on E: (Gb)
8-1-2022	83	279	46	63	928	344	42	749	434
7-1-2022	83	279	46	63	928	345	46	749	402
6-1-2022	83	279	46	63	928	344	44	749	417
5-1-2022	83	279	46	63	928	344	41	749	438
4-1-2022	83	279	46	63	928	344	46	749	401
3-1-2022	83	279	46	63	928	344	46	749	408
2-1-2022	83	279	46	63	928	344	53	749	355

# Weekly SLA Customer Report

Customer LLG\_Production  
 Database ID 53



Harddisk Usage LLG\_PRD\_ORO2

	Free disk space on C: (%)	Total disk space on C: (Gb)	Used disk space on C: (Gb)	Free disk space on D: (%)	Total disk space on D: (Gb)	Used disk space on D: (Gb)	Free disk space on E: (%)	Total disk space on E: (Gb)	Used disk space on E: (Gb)
8-1-2022	87	279	36	88	1,117	131	93	559	38
7-1-2022	87	279	36	88	1,117	131	93	559	38
6-1-2022	87	279	36	88	1,117	131	93	559	38
5-1-2022	87	279	36	88	1,117	131	93	559	38
4-1-2022	87	279	36	88	1,117	131	93	559	38
3-1-2022	87	279	36	88	1,117	131	93	559	38
2-1-2022	87	279	36	88	1,117	131	93	559	38

Harddisk Usage LLG\_PRD\_TS2

	Free disk space on C: (%)	Total disk space on C: (Gb)	Used disk space on C: (Gb)	Free disk space on D: (%)	Total disk space on D: (Gb)	Used disk space on D: (Gb)	Free disk space on E: (%)	Total disk space on E: (Gb)	Used disk space on E: (Gb)
8-1-2022	23	279	215	68	993	321	60	684	273
7-1-2022	23	279	215	68	993	321	60	684	274
6-1-2022	23	279	215	68	993	321	60	684	274
5-1-2022	23	279	215	68	993	321	60	684	274
4-1-2022	23	279	215	68	993	321	60	684	276
3-1-2022	23	279	215	68	993	321	53	684	323
2-1-2022	23	279	215	68	993	321	60	684	274

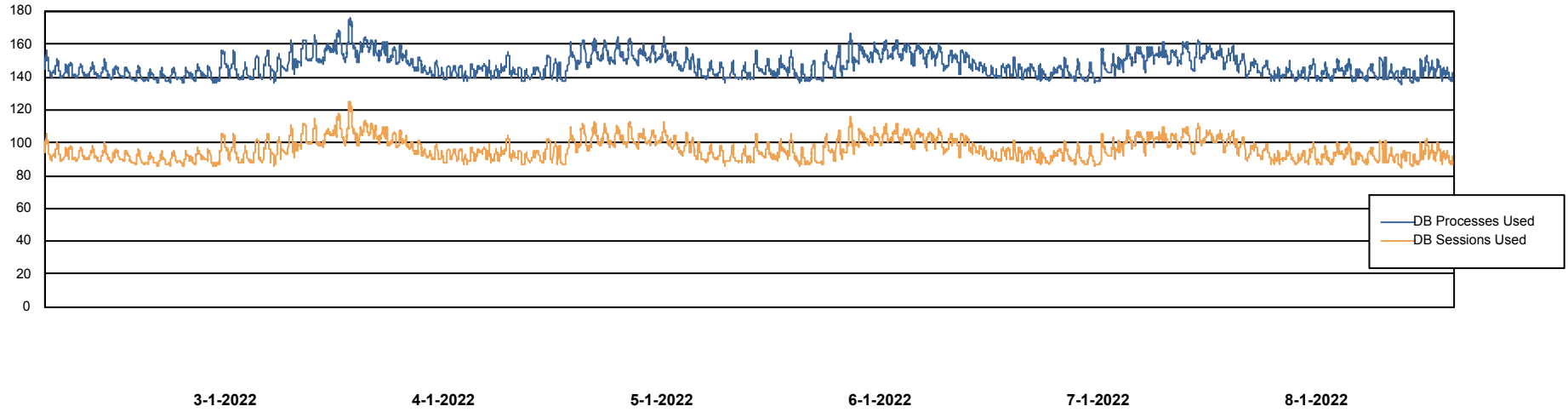
# Weekly SLA Customer Report

Customer LLG\_Production  
Database ID 53



## Database Performance LLGDB\_Production

DB Processes Max 300  
DB Sessions Max 4



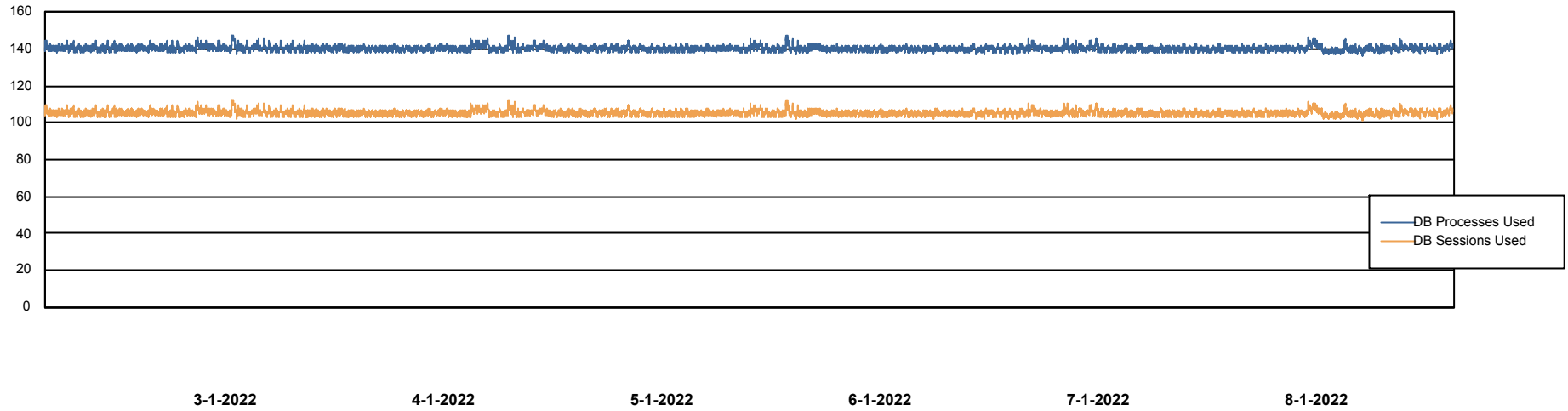
# Weekly SLA Customer Report

Customer LLG\_Production  
Database ID 53



Database Performance LLGDBBI\_Production

DB Processes Max 1,000



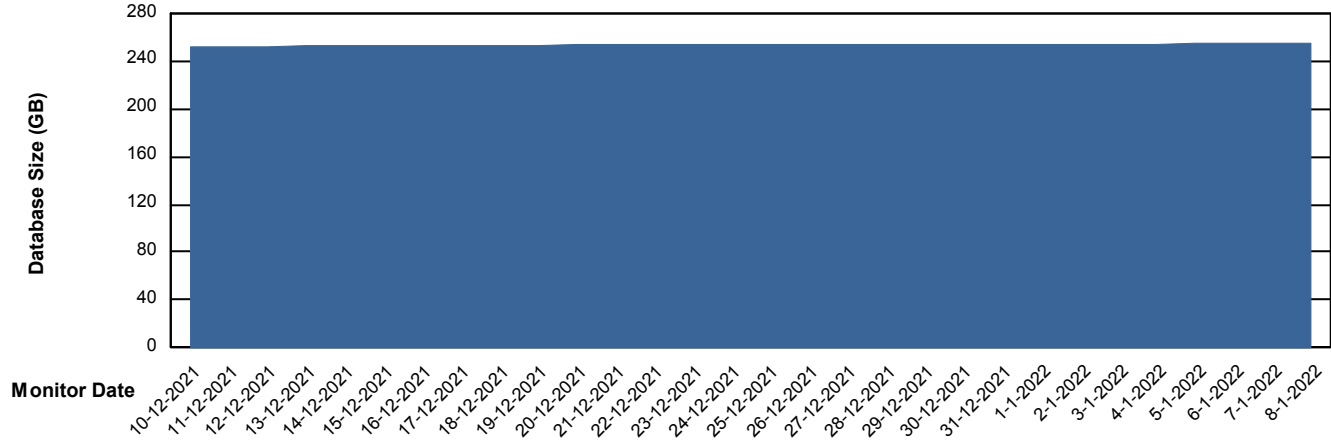
# Weekly SLA Customer Report

Customer LLG\_Production  
Database ID 53



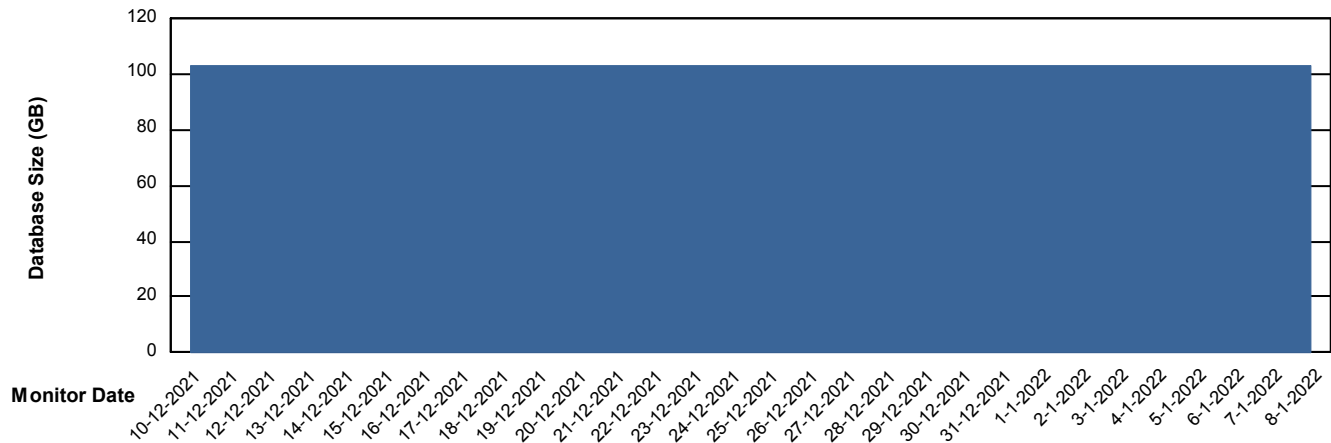
DATABASE SIZE LLGDB\_Production

### Database growth over last month



DATABASE SIZE LLGDBBI\_Production

### Database growth over last month



# Weekly SLA Customer Report

Customer LLG\_Production  
 Database ID 53



Database Tablespace LLGDB\_Production

Date	Tablespace Name	Filesize (Gb)	Usedsize (Gb)	Percentage free
8-1-2022	ABSDATA	120	101	16
	INDX	173	145	16
7-1-2022	ABSDATA	120	101	16
	INDX	173	145	16
6-1-2022	ABSDATA	120	101	16
	INDX	173	145	16
5-1-2022	ABSDATA	120	100	16
	INDX	173	145	16
4-1-2022	ABSDATA	120	100	16
	INDX	173	144	16
3-1-2022	ABSDATA	120	100	16
	INDX	173	144	17
2-1-2022	ABSDATA	120	100	17
	INDX	173	144	17

# Weekly SLA Customer Report

Customer LLG\_Production  
 Database ID 53



Database Tablespace LLGDBBI\_Production

Date	Tablespace Name	Filesize (Gb)	Usedsize (Gb)	Percentage free
8-1-2022	ABSDATA	100	46	54
	INDX	120	50	58
7-1-2022	ABSDATA	100	46	54
	INDX	120	50	58
6-1-2022	ABSDATA	100	46	54
	INDX	120	50	58
5-1-2022	ABSDATA	100	46	54
	INDX	120	50	58
4-1-2022	ABSDATA	100	46	54
	INDX	120	50	58
3-1-2022	ABSDATA	100	46	54
	INDX	120	50	58
2-1-2022	ABSDATA	100	46	54
	INDX	120	50	58

BI Status and last ETL error for LLGDBBI\_Production

	ma 3/1/2022	di 4/1/2022	wo 5/1/2022	do 6/1/2022	vr 7/1/2022	za 8/1/2022
<b>ABS DataWarehouse ETL Health</b>	OK	OK	OK	OK	OK	OK
<b>ABS DWHStaging ETL Health</b>	OK	OK	OK	OK	OK	OK

# Weekly SLA Customer Report

Customer LLG\_Production  
Database ID 53



BI last ETL error for	LLGDBBI_Production
di, 4-01-2022	None
wo, 5-01-2022	None
di, 4-01-2022	None
wo, 5-01-2022	None
vr, 7-01-2022	None
zo, 2-01-2022	None
do, 6-01-2022	None
vr, 7-01-2022	None
za, 8-01-2022	None
za, 8-01-2022	None
zo, 2-01-2022	None
do, 6-01-2022	None
ma, 3-01-2022	None
ma, 3-01-2022	None

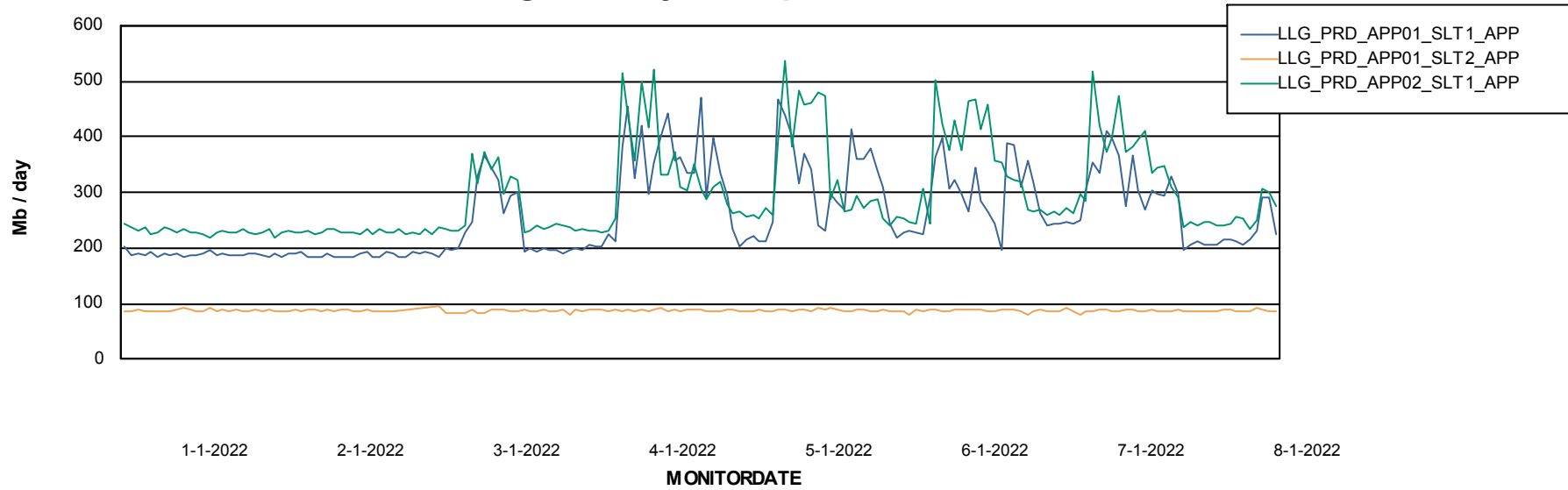
# Weekly SLA Customer Report

Customer LLG\_Production  
Database ID 53



## ABSSolute Application Server Services

### Avg memory used per ABS Server Service



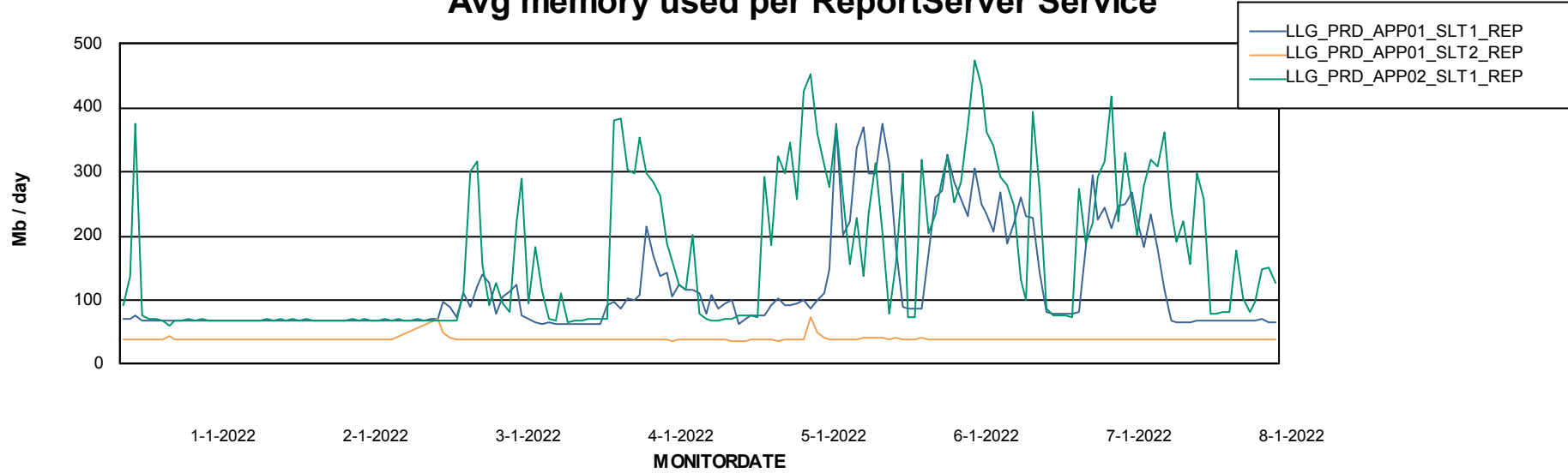
# Weekly SLA Customer Report

Customer LLG\_Production  
Database ID 53

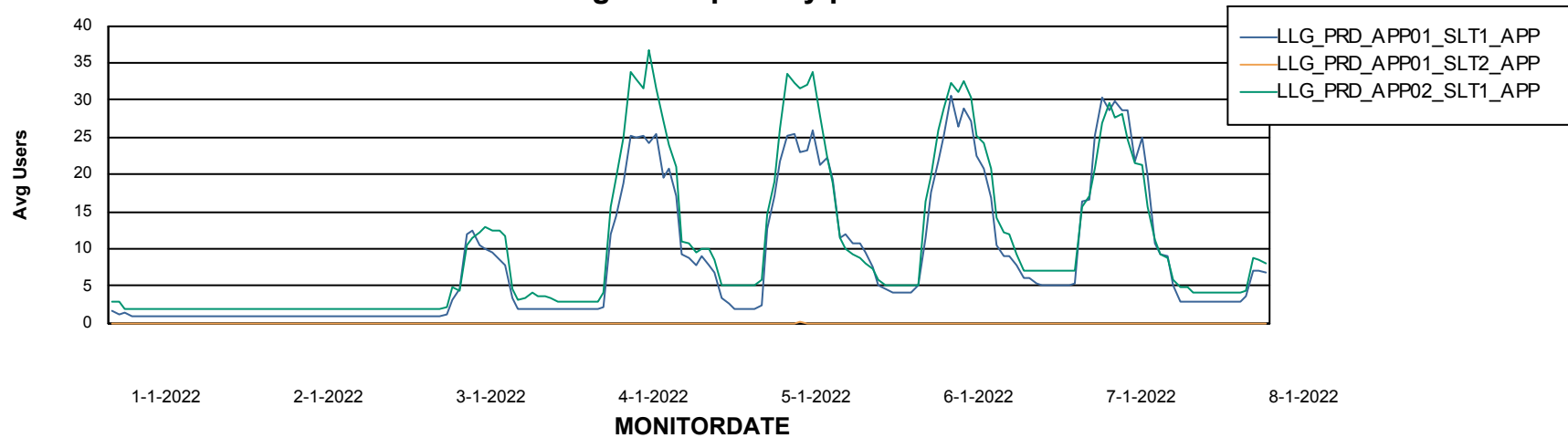


## ABSSolute Application Server Services

### Avg memory used per ReportServer Service



### Avg users per day per ABS server



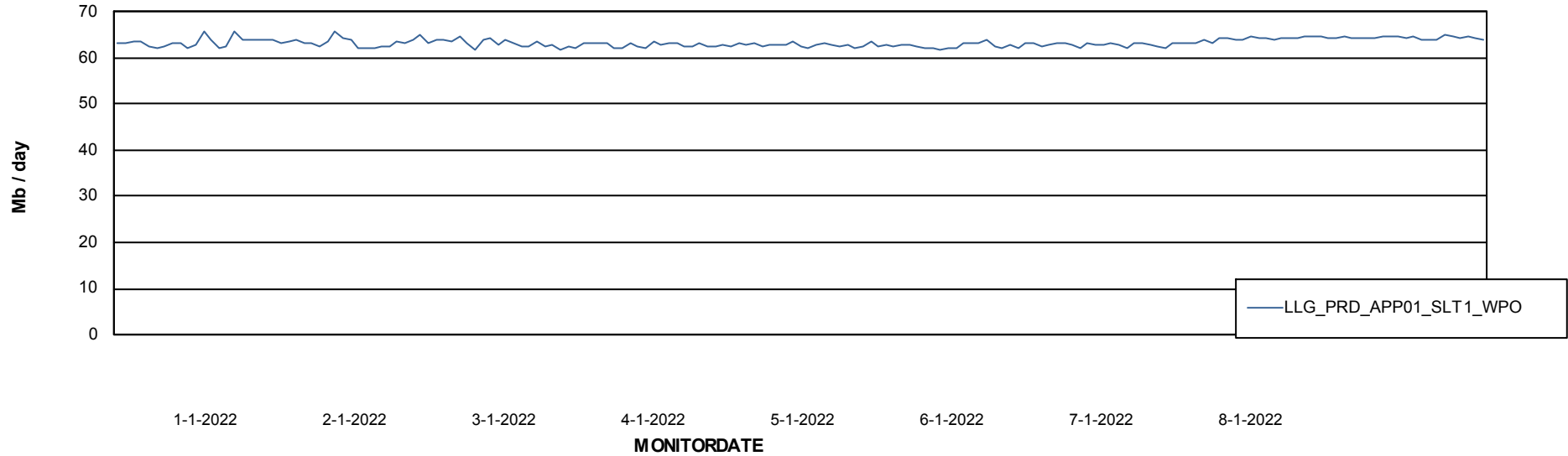
# Weekly SLA Customer Report

Customer LLG\_Production  
Database ID 53



## ABSSolute Application Server Services

### Avg memory used per ABS Web component



# Weekly SLA Customer Report

Customer LLG\_Production  
Database ID 53



## Disaster per ABS component

