

# Weekly SLA Customer Report

Customer ELJ Production  
 Database ID 72



Harddisk Usage ELJ\_PRD\_SVABSSNDIBI01

	Free disk space on / (%)	Total disk space on / (Gb)	Used disk space on / (Gb)	Free disk space on /abs (%)	Total disk space on /abs (Gb)	Used disk space on /abs (Gb)	Free disk space on /home (%)	Total disk space on /home (Gb)	Used disk space on /home (Gb)	Free disk space on /opt (%)
8-1-2022	33	26	17	33	26	17	33	26	17	33
7-1-2022	34	26	17	34	26	17	34	26	17	34
6-1-2022	34	26	17	34	26	17	34	26	17	34
5-1-2022	34	26	17	34	26	17	34	26	17	34
4-1-2022	34	26	17	34	26	17	34	26	17	34
3-1-2022	34	26	17	34	26	17	34	26	17	34
2-1-2022	34	26	17	34	26	17	34	26	17	34

Harddisk Usage ELJ\_PRD\_SVABSSNDIPAS01

	Free disk space on / (%)	Total disk space on / (Gb)	Used disk space on / (Gb)	Free disk space on /abs (%)	Free disk space on /home (%)
8-1-2022	18	57	47	18	18
7-1-2022	18	57	47	18	18
6-1-2022	18	57	47	18	18
5-1-2022	18	57	47	18	18
4-1-2022	18	57	47	18	18
3-1-2022	18	57	47	18	18
2-1-2022	18	57	47	18	18

# Weekly SLA Customer Report

Customer ELJ Production  
Database ID 72



Harddisk Usage ELJ\_PRD\_SVABSSNDIPAS02

	Free disk space on / (%)	Total disk space on / (Gb)	Used disk space on / (Gb)	Free disk space on /abs (%)	Free disk space on /home (%)
8-1-2022	52	57	28	52	52
7-1-2022	52	57	28	52	52
6-1-2022	52	57	28	52	52
5-1-2022	52	57	28	52	52
4-1-2022	52	57	28	52	52
3-1-2022	52	57	28	52	52
2-1-2022	52	57	28	52	52

Harddisk Usage ELJ\_PRD\_SVABSSNDIPAS03

	Free disk space on / (%)	Total disk space on / (Gb)	Used disk space on / (Gb)	Free disk space on /abs (%)	Free disk space on /home (%)
8-1-2022	75	97	24	75	75
7-1-2022	75	97	24	75	75
6-1-2022	75	97	24	75	75
5-1-2022	75	97	24	75	75
4-1-2022	75	97	24	75	75
3-1-2022	75	97	24	75	75
2-1-2022	75	97	24	75	75

# Weekly SLA Customer Report

Customer ELJ Production  
 Database ID 72



Harddisk Usage ELJ\_PRD\_SVABSSNDIPDB01

	Free disk space on / (%)	Total disk space on / (Gb)	Used disk space on / (Gb)	Free disk space on /abs (%)	Free disk space on /home (%)	Free disk space on /u01 (%)	Total disk space on /u01 (Gb)	Used disk space on /u01 (Gb)	Free disk space on /u02 (%)
8-1-2022	68	160	52	68	68	75	600	150	68
7-1-2022	68	160	52	68	68	75	600	150	68
6-1-2022	68	160	52	68	68	75	600	150	68
5-1-2022	68	160	52	68	68	75	600	150	68
4-1-2022	68	160	52	68	68	75	600	150	68
3-1-2022	68	160	52	68	68	75	600	151	68
2-1-2022	68	160	52	68	68	74	600	154	68

Harddisk Usage ELJ\_PRD\_SVABSSNDIPDB02

	Free disk space on / (%)	Total disk space on / (Gb)	Used disk space on / (Gb)	Free disk space on /abs (%)	Free disk space on /home (%)	Free disk space on /u01 (%)	Total disk space on /u01 (Gb)	Used disk space on /u01 (Gb)	Free disk space on /u02 (%)
8-1-2022	81	160	31	81	81	74	600	156	81
7-1-2022	81	160	31	81	81	74	600	159	81
6-1-2022	81	160	31	81	81	74	600	159	81
5-1-2022	81	160	31	81	81	74	600	158	81
4-1-2022	81	160	31	81	81	74	600	157	81
3-1-2022	81	160	31	81	81	74	600	156	81
2-1-2022	81	160	31	81	81	74	600	155	81

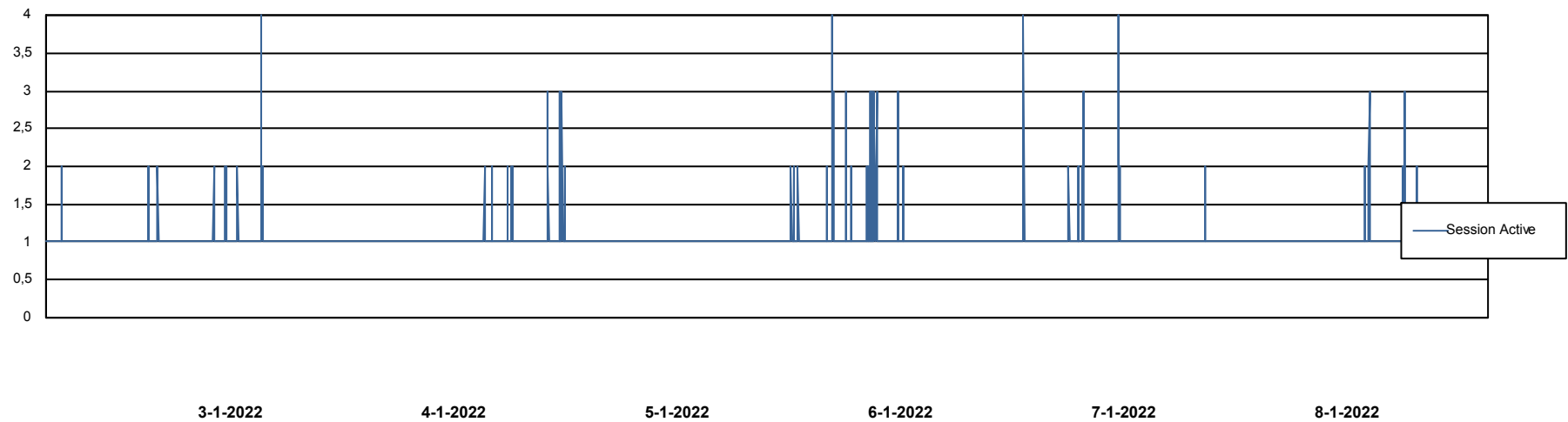
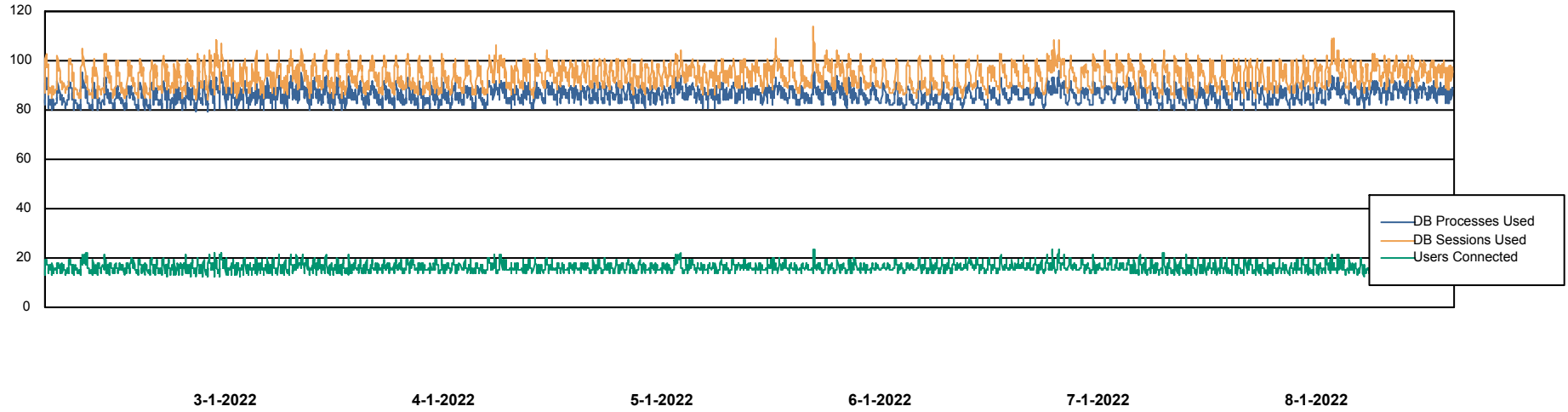
# Weekly SLA Customer Report

Customer ELJ Production  
Database ID 72



## Database Performance ELJDB\_PRD\_BI

DB Processes Max 1,000  
DB Sessions Max 1,524



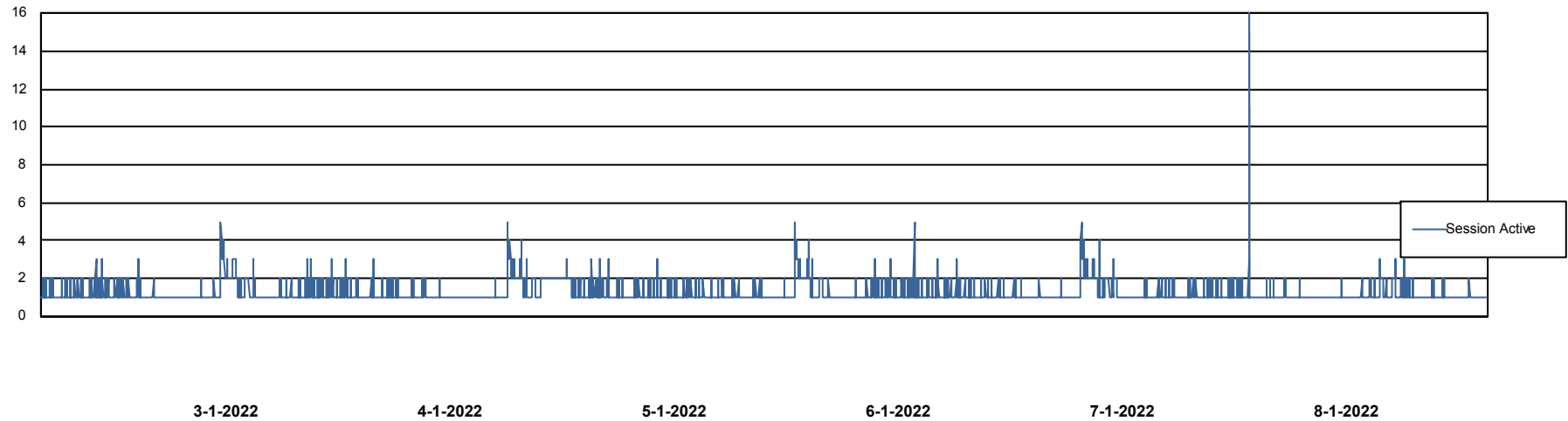
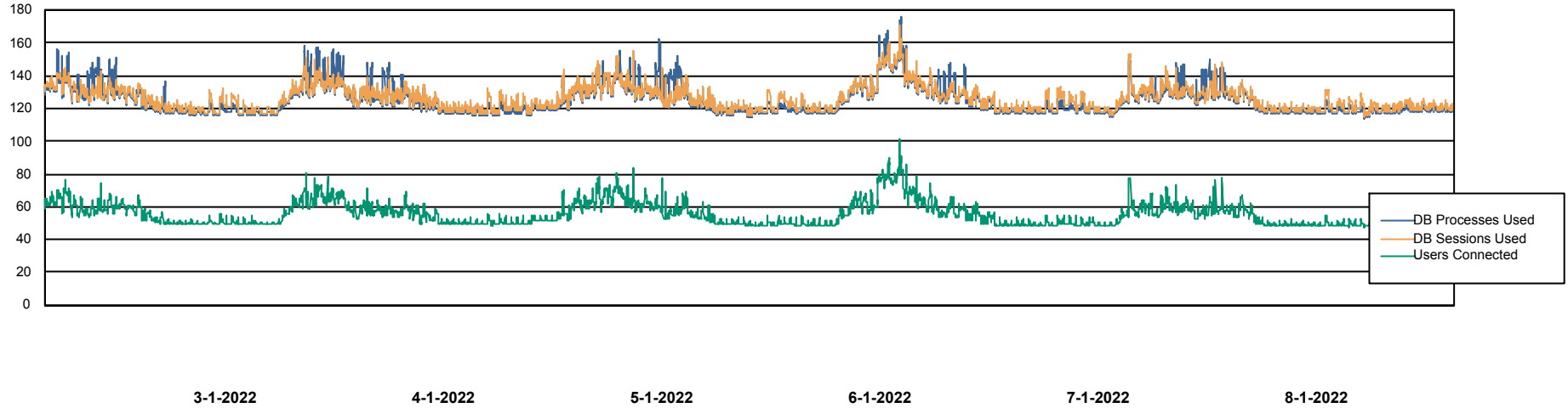
# Weekly SLA Customer Report

Customer ELJ Production  
Database ID 72



## Database Performance ELJDB\_Production

DB Processes Max 600  
DB Sessions Max 924



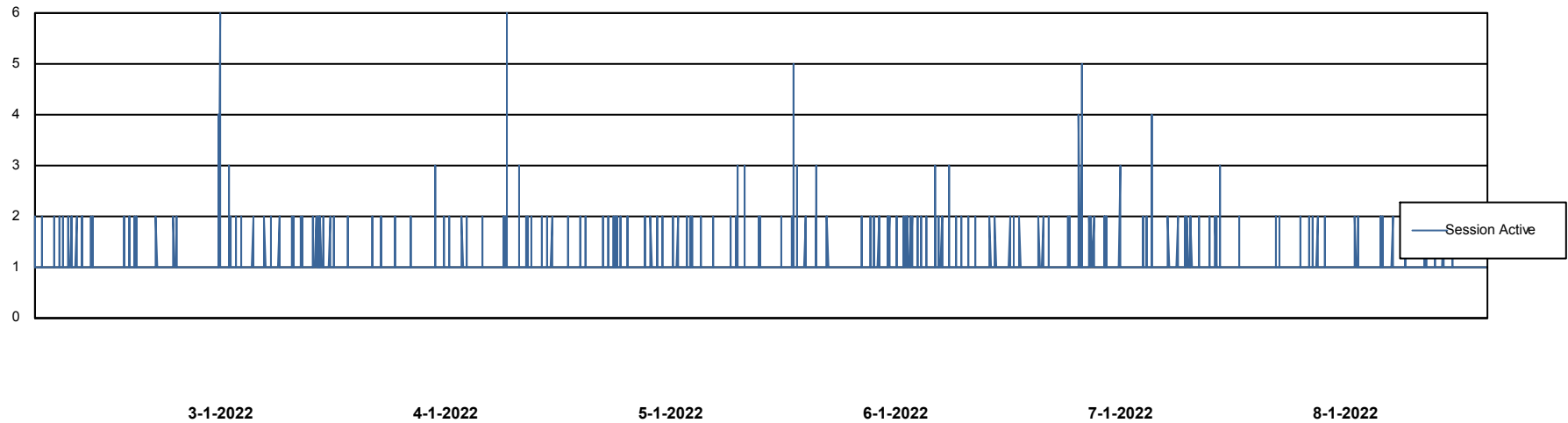
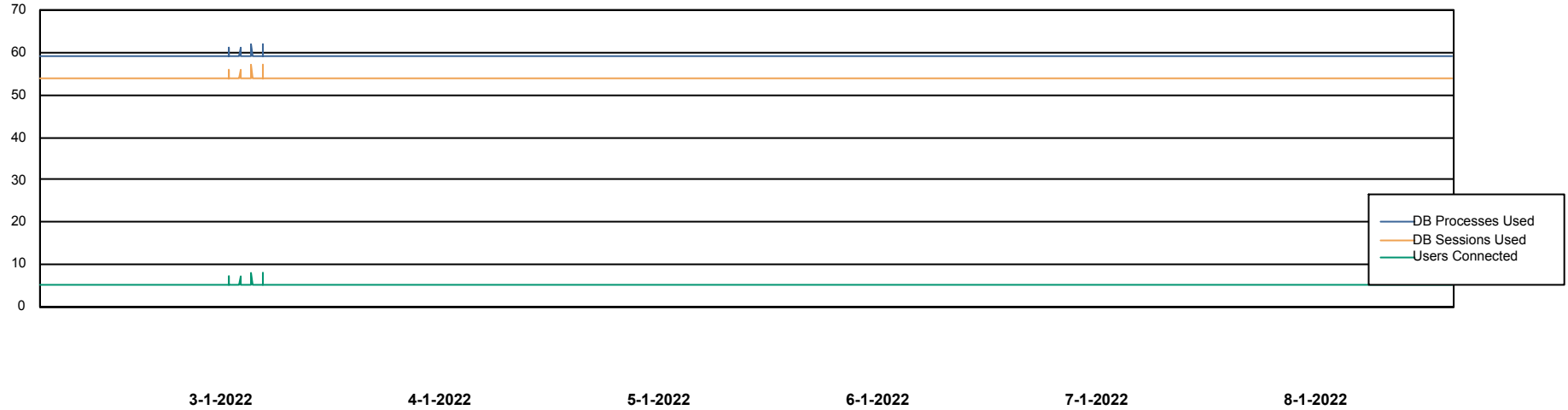
# Weekly SLA Customer Report

Customer ELJ Production  
Database ID 72



## Database Performance ELJDB\_Standby

DB Processes Max 600  
DB Sessions Max 924



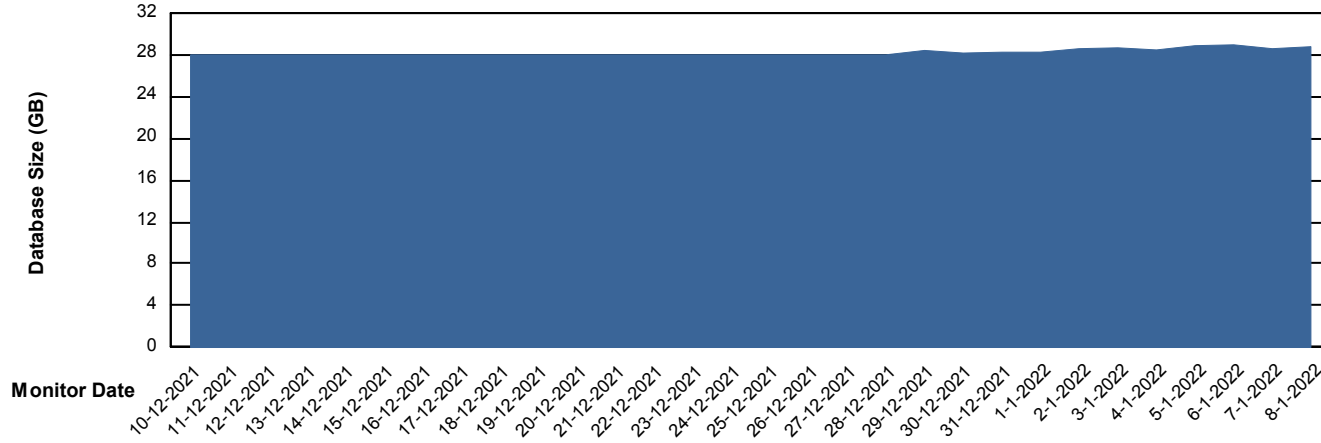
# Weekly SLA Customer Report

Customer ELJ Production  
Database ID 72



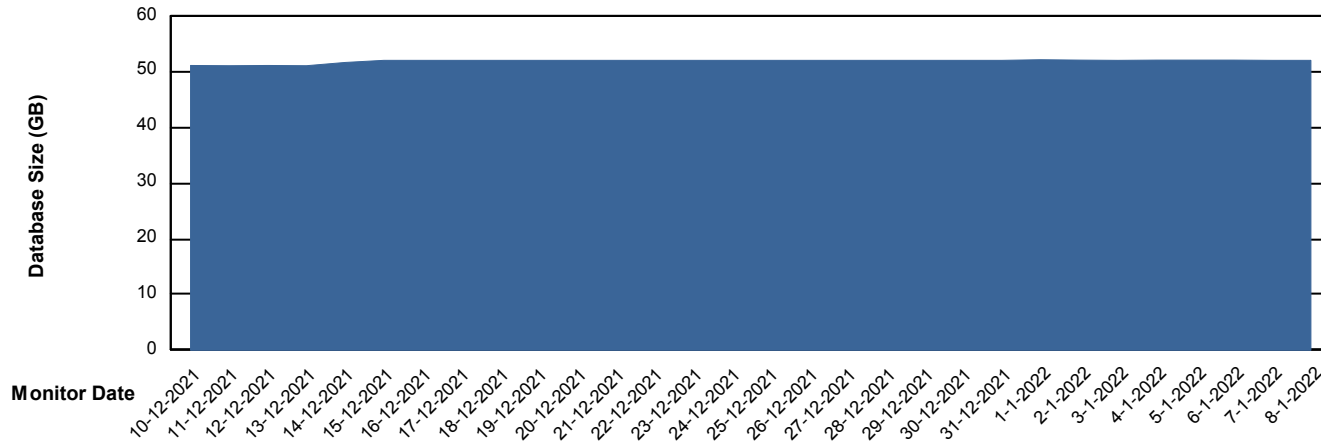
DATABASE SIZE ELJDB\_PRD\_BI

### Database growth over last month



DATABASE SIZE ELJDB\_Production

### Database growth over last month



# Weekly SLA Customer Report

Customer ELJ Production  
Database ID 72



Database Tablespace ELJDB\_PRD\_BI

Date	Tablespace Name	Filesize (Gb)	Usedsize (Gb)	Percentage free
8-1-2022	ABSDATA	13	11	15
	INDX	20	14	30
7-1-2022	ABSDATA	13	11	15
	INDX	20	14	30
6-1-2022	ABSDATA	13	11	15
	INDX	20	14	30
5-1-2022	ABSDATA	13	11	15
	INDX	20	14	30
4-1-2022	ABSDATA	13	11	15
	INDX	20	14	30
3-1-2022	ABSDATA	13	11	15
	INDX	20	14	30
2-1-2022	ABSDATA	13	11	15
	INDX	20	14	30

# Weekly SLA Customer Report

Customer ELJ Production  
 Database ID 72



Database Tablespace ELJDB\_Production

Date	Tablespace Name	Filesize (Gb)	Usedsize (Gb)	Percentage free
8-1-2022	ABSDATA	41	34	17
	INDX	20	15	25
7-1-2022	ABSDATA	41	34	17
	INDX	20	15	25
6-1-2022	ABSDATA	41	34	17
	INDX	20	15	25
5-1-2022	ABSDATA	41	34	17
	INDX	20	15	25
4-1-2022	ABSDATA	41	34	17
	INDX	20	15	25
3-1-2022	ABSDATA	41	34	17
	INDX	20	15	25
2-1-2022	ABSDATA	41	34	17
	INDX	20	15	25

BI Status and last ETL error for ELJDB\_PRD\_BI

	zo 2/1/2022	ma 3/1/2022	di 4/1/2022	wo 5/1/2022	do 6/1/2022	vr 7/1/2022	za 8/1/2022
<b>ABS DataWarehouse ETL Health</b>	OK	OK	OK	OK	OK	OK	OK
<b>ABS DWHStaging ETL Health</b>	OK	OK	OK	OK	OK	OK	OK

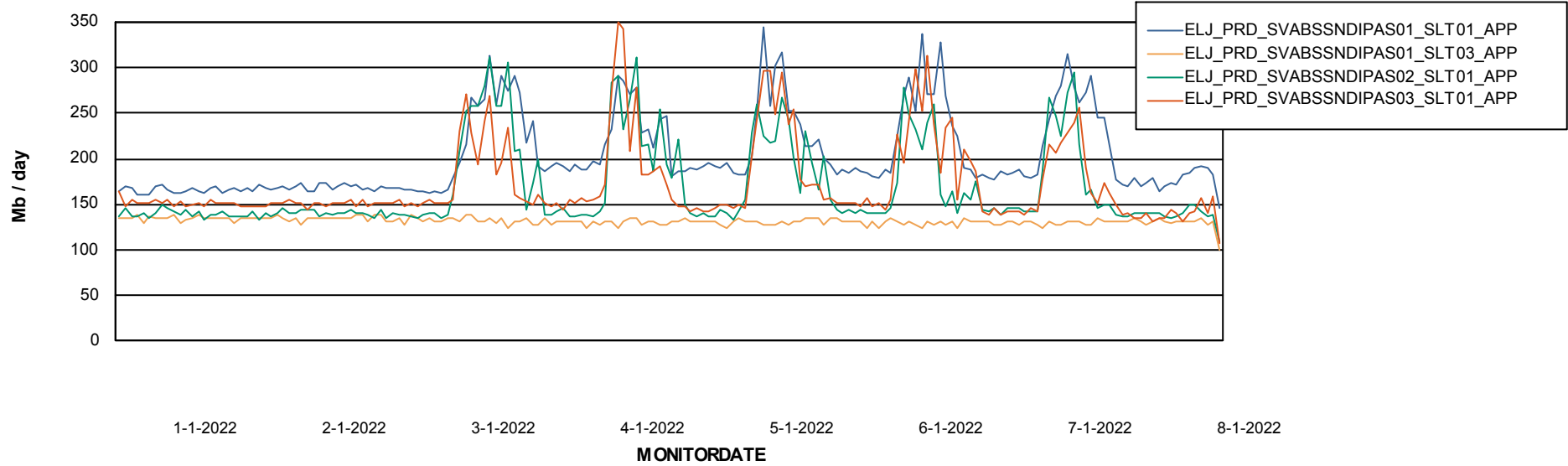
# Weekly SLA Customer Report

Customer ELJ Production  
Database ID 72

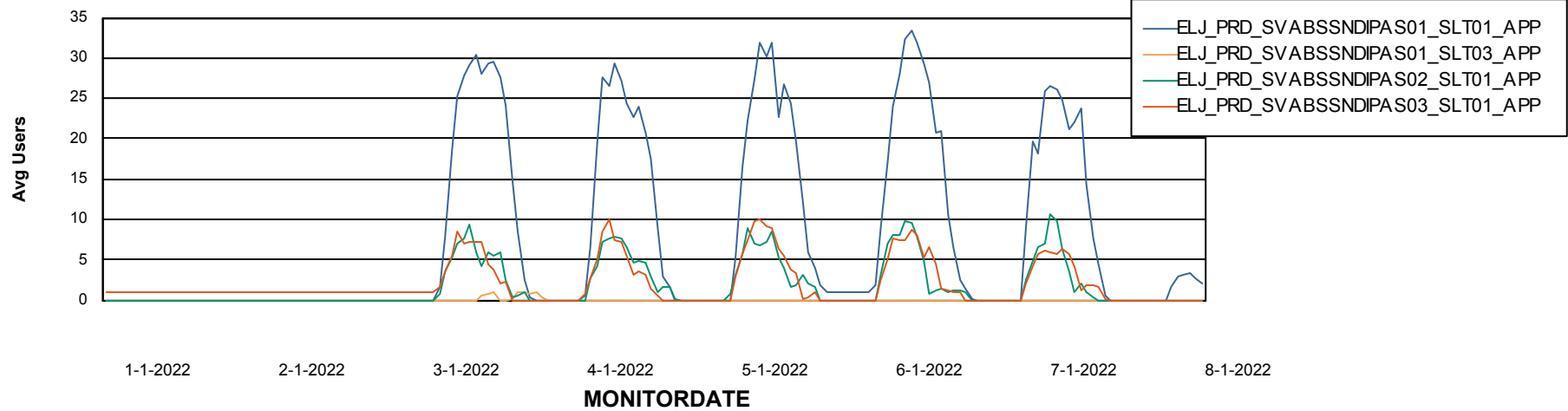


## ABSSolute Application Server Services

### Avg memory used per ABS Server Service



### Avg users per day per ABS server



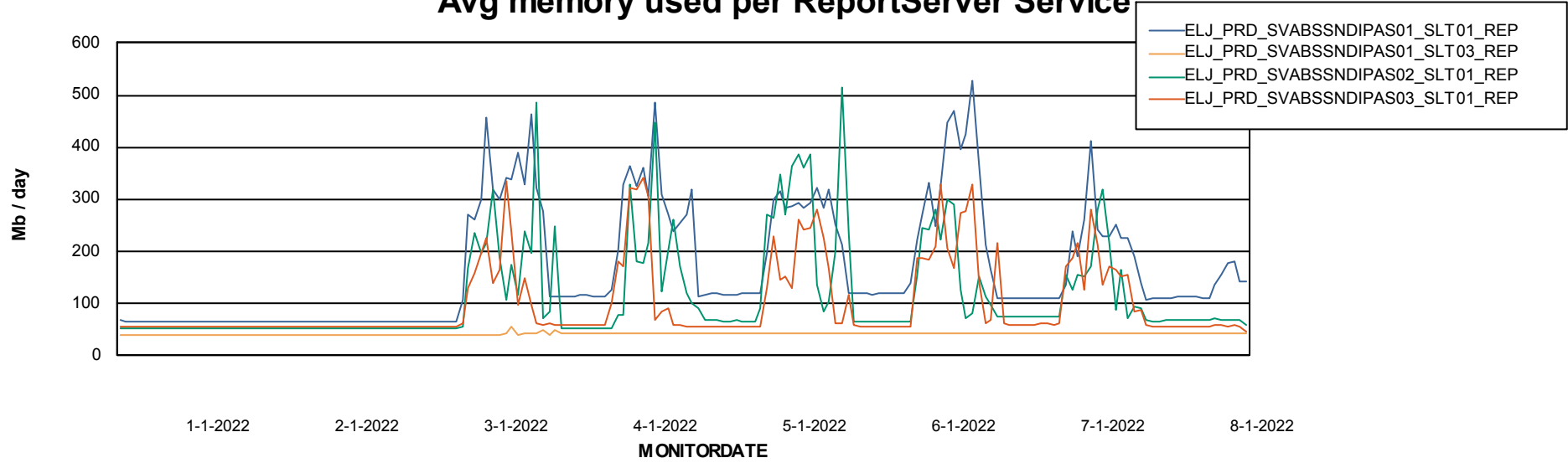
# Weekly SLA Customer Report

Customer ELJ Production  
Database ID 72



## ABSSolute Application ReportServer Services

### Avg memory used per ReportServer Service



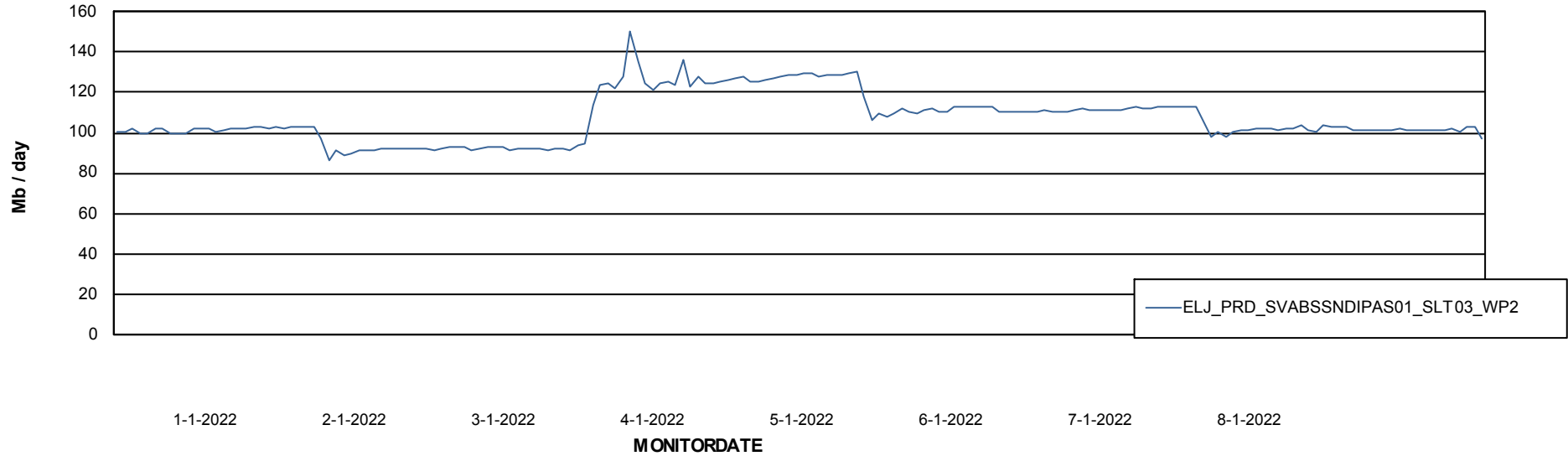
# Weekly SLA Customer Report

Customer ELJ Production  
Database ID 72



## ABSSolute Web Component Services

### Avg memory used per ABS Web component



# Weekly SLA Customer Report

Customer ELJ Production  
Database ID 72



## Disaster per ABS component

