

Weekly SLA Customer Report

Customer CLO Production
Database ID 38



Harddisk Usage CLO_PRD_CLO-ORA01

	Free disk space on C: (%)	Total disk space on C: (Gb)	Used disk space on C: (Gb)	Free disk space on D: (%)	Total disk space on D: (Gb)	Used disk space on D: (Gb)	Free disk space on F: (%)	Total disk space on F: (Gb)	Used disk space on F: (Gb)
18-12-2021	22	279	217	22	447	347	60	447	177
17-12-2021	22	279	216	22	447	347	64	447	161
16-12-2021	23	279	216	22	447	347	66	447	153
15-12-2021	23	279	215	22	447	347	61	447	175
14-12-2021	23	279	214	22	447	347	63	447	167
13-12-2021	23	279	214	22	447	347	65	447	157
12-12-2021	23	279	214	22	447	347	66	447	152

Harddisk Usage CLO_PRD_CLO-ORA02

	Free disk space on C: (%)	Total disk space on C: (Gb)	Used disk space on C: (Gb)	Free disk space on D: (%)	Total disk space on D: (Gb)	Used disk space on D: (Gb)	Free disk space on F: (%)	Total disk space on F: (Gb)	Used disk space on F: (Gb)
18-12-2021	71	279	81	28	447	320	33	447	301
17-12-2021	71	279	81	28	447	320	35	447	292
16-12-2021	71	279	81	28	447	320	37	447	284
15-12-2021	71	279	81	28	447	320	32	447	306
14-12-2021	71	279	80	28	447	320	33	447	299
13-12-2021	71	279	80	28	447	320	36	447	288
12-12-2021	71	279	80	28	447	320	37	447	283

Weekly SLA Customer Report

Customer CLO Production
Database ID 38



Harddisk Usage CLO_PRD_WEB_02

	Free disk space on C: (%)	Total disk space on C: (Gb)	Used disk space on C: (Gb)
18-12-2021	50	100	50
17-12-2021	50	100	50
16-12-2021	50	100	50
15-12-2021	50	100	50
14-12-2021	50	100	50
13-12-2021	50	100	50
12-12-2021	50	100	50

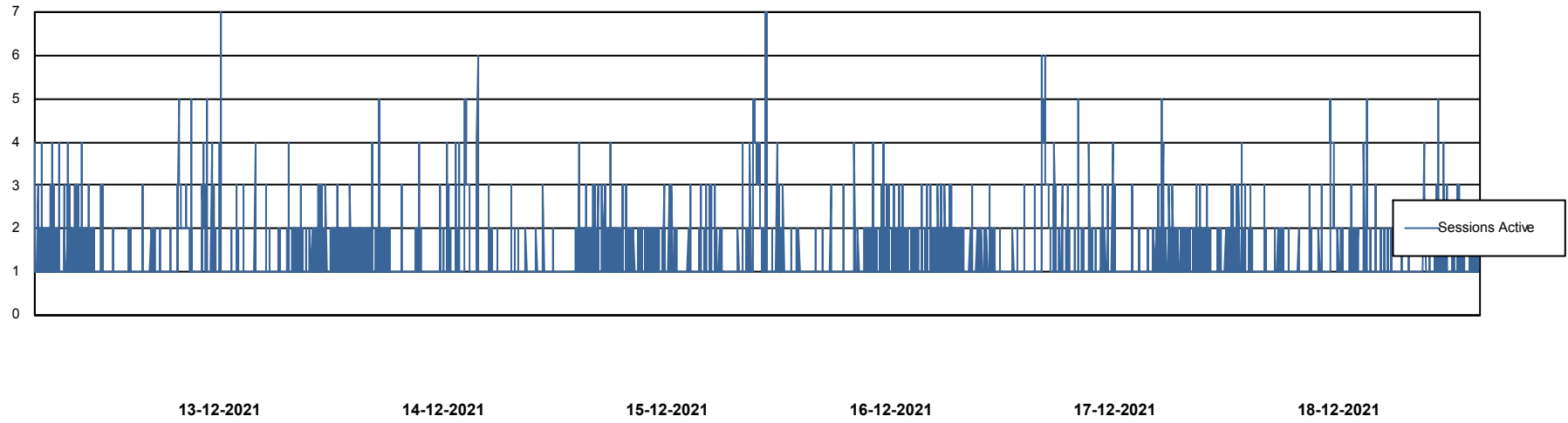
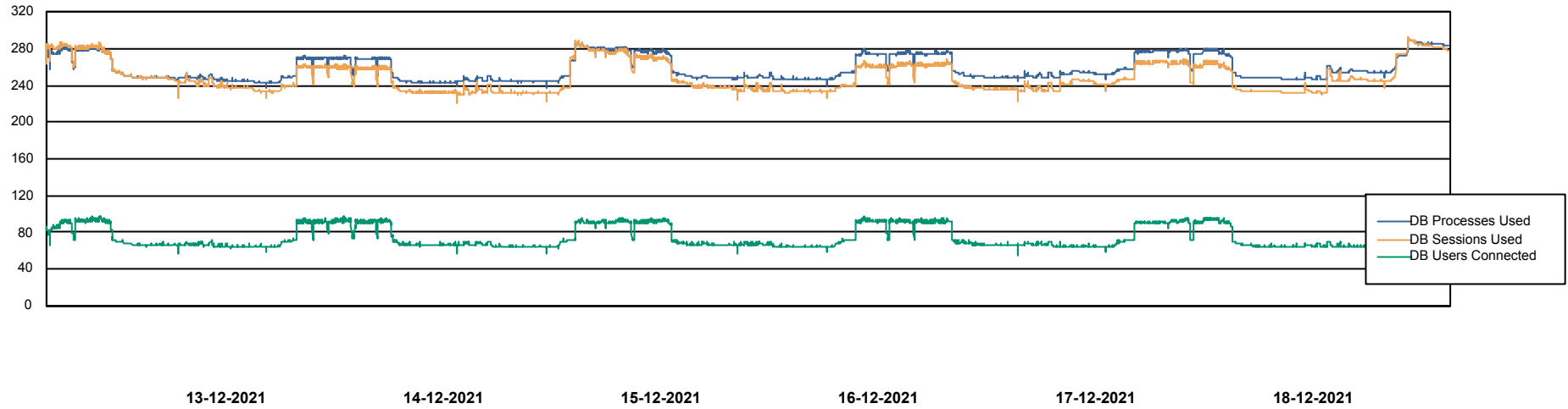
Weekly SLA Customer Report

Customer CLO Production
Database ID 38



Database Performance CLODB_PRD_CLO-ORA01

DB Processes Max 1,000



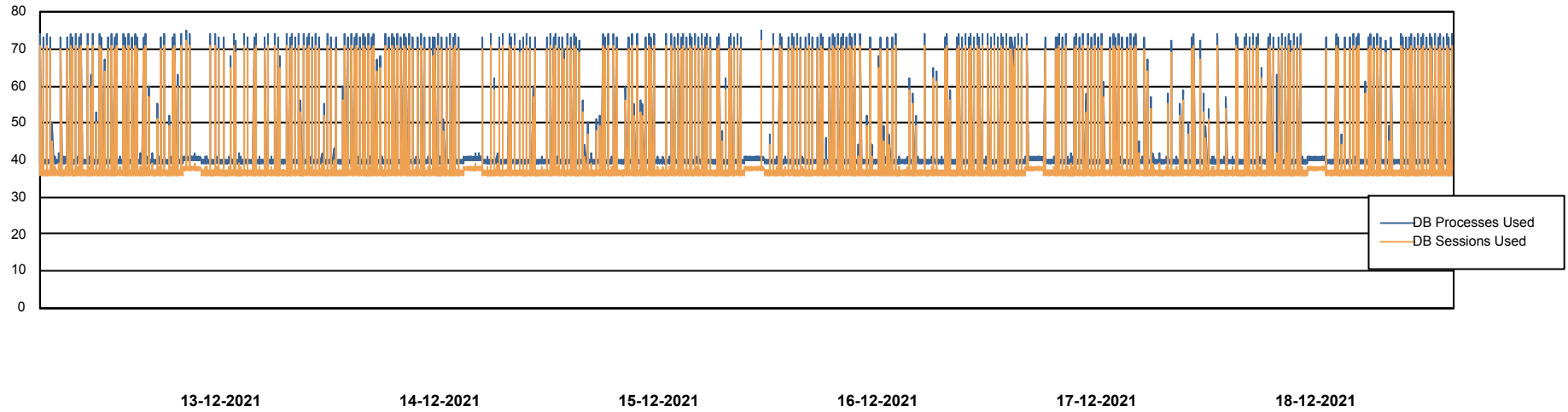
Weekly SLA Customer Report

Customer CLO Production
Database ID 38



Database Performance CLODB_STANDBY_CLO-ORA02

DB Processes Max 1,000



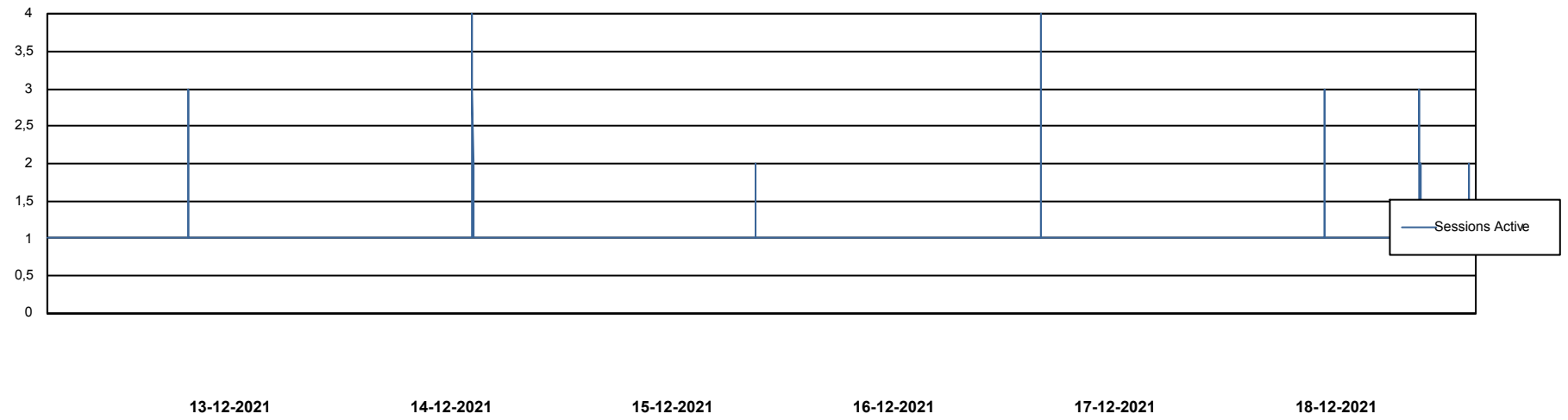
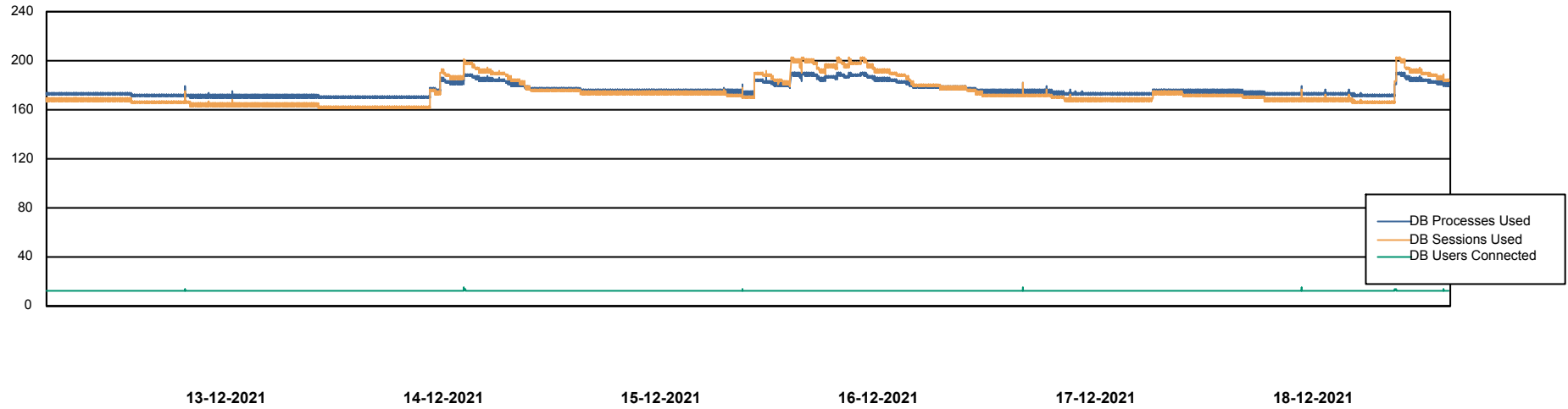
Weekly SLA Customer Report

Customer CLO Production
Database ID 38



Database Performance CLODB_TEST_CLO-ORA02

DB Processes Max 1,000



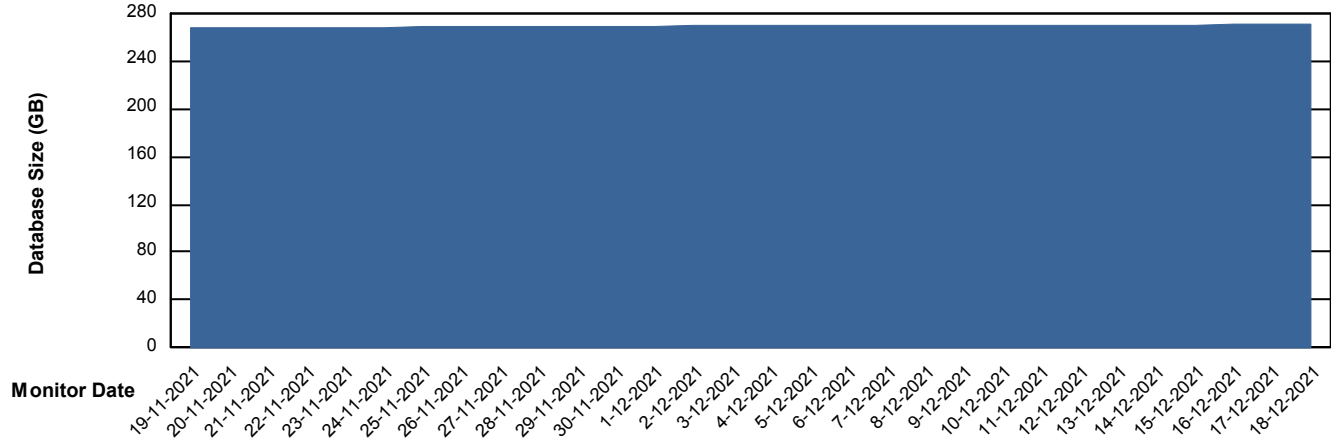
Weekly SLA Customer Report

Customer CLO Production
Database ID 38



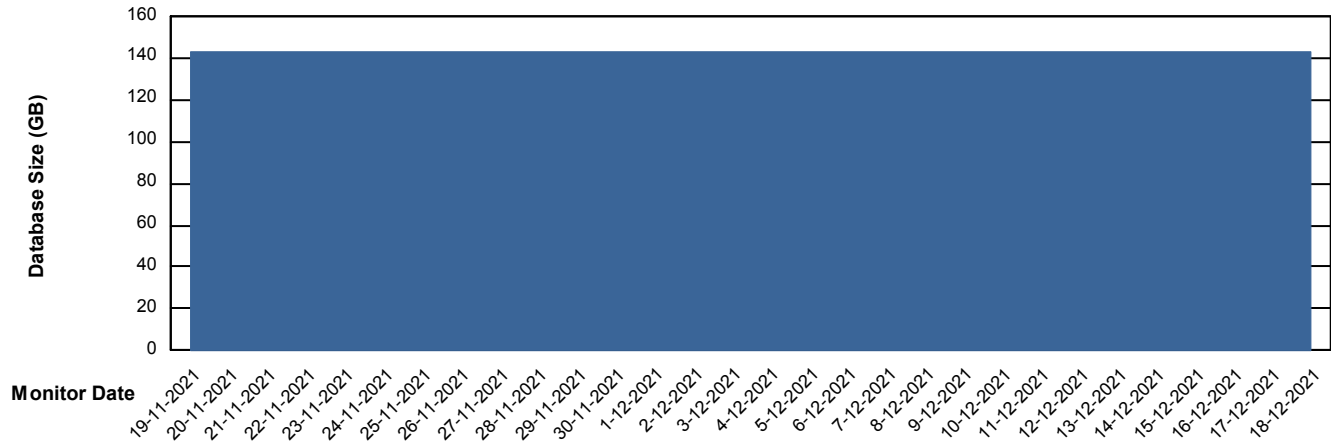
DATABASE SIZE CLODB_PRD_CLO-ORA01

Database growth over last month



DATABASE SIZE CLODB_TEST_CLO-ORA02

Database growth over last month



Weekly SLA Customer Report

Customer CLO Production
Database ID 38



Database Tablespace CLODB_PRD_CLO-ORA01

Date	Tablespace Name	Filesize (Gb)	Usedsize (Gb)	Percentage free
18-12-2021	ABSDATA	102	78	24
	INDX	202	168	17
17-12-2021	ABSDATA	102	78	24
	INDX	202	168	17
16-12-2021	ABSDATA	102	78	24
	INDX	202	168	17
15-12-2021	ABSDATA	102	78	24
	INDX	202	168	17
14-12-2021	ABSDATA	102	78	24
	INDX	202	168	17
13-12-2021	ABSDATA	102	78	24
	INDX	202	167	17
12-12-2021	ABSDATA	102	78	24
	INDX	202	167	17

Weekly SLA Customer Report

Customer CLO Production
Database ID 38



Database Tablespace CLODB_TEST_CLO-ORA02

Date	Tablespace Name	Filesize (Gb)	Usedsize (Gb)	Percentage free
18-12-2021	ABSDATA	88	47	47
	INDX	112	94	16
17-12-2021	ABSDATA	88	47	47
	INDX	112	94	16
16-12-2021	ABSDATA	88	47	47
	INDX	112	94	16
15-12-2021	ABSDATA	88	47	47
	INDX	112	94	16
14-12-2021	ABSDATA	88	47	47
	INDX	112	94	16
13-12-2021	ABSDATA	88	47	47
	INDX	112	94	16
12-12-2021	ABSDATA	88	47	47
	INDX	112	94	16

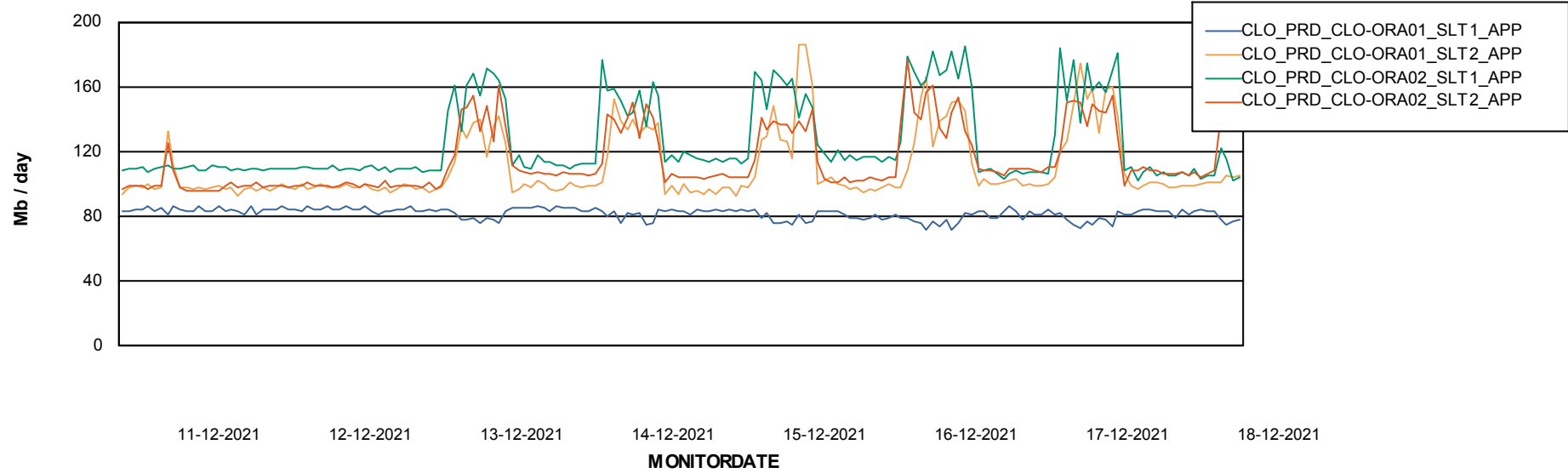
Weekly SLA Customer Report

Customer CLO Production
Database ID 38

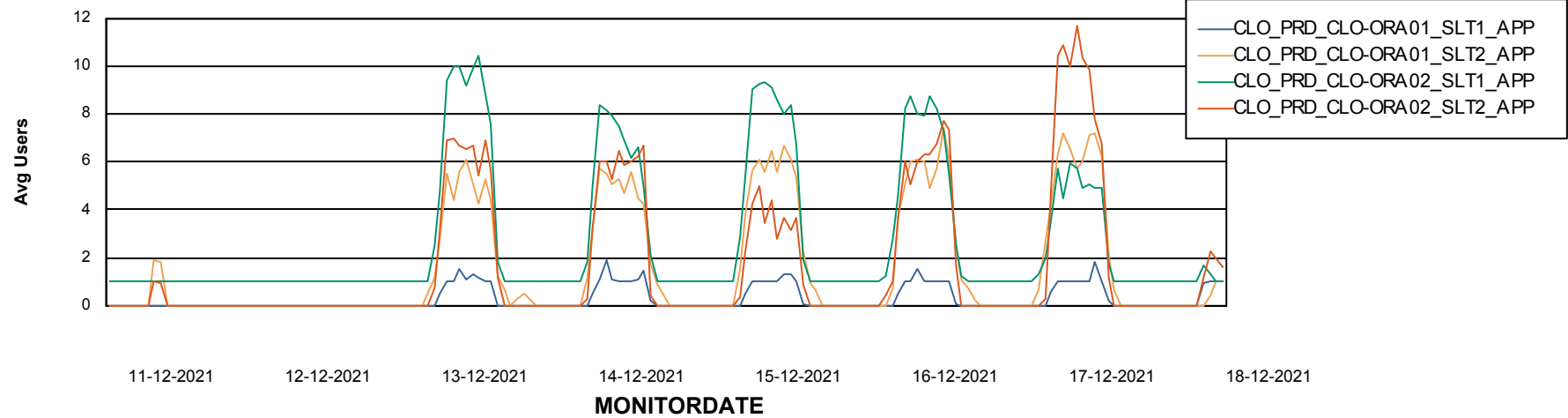


ABSSolute Application Server Services

Avg memory used per ABS Server Service



Avg users per day per ABS server



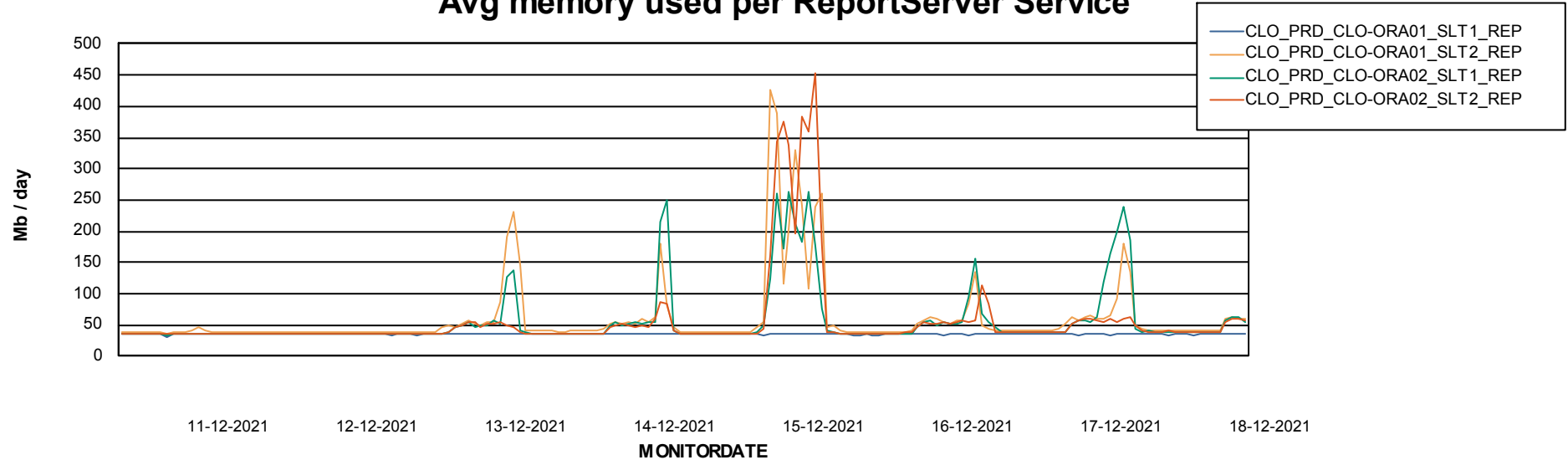
Weekly SLA Customer Report

Customer CLO Production
Database ID 38



ABSSolute Application ReportServer Services

Avg memory used per ReportServer Service



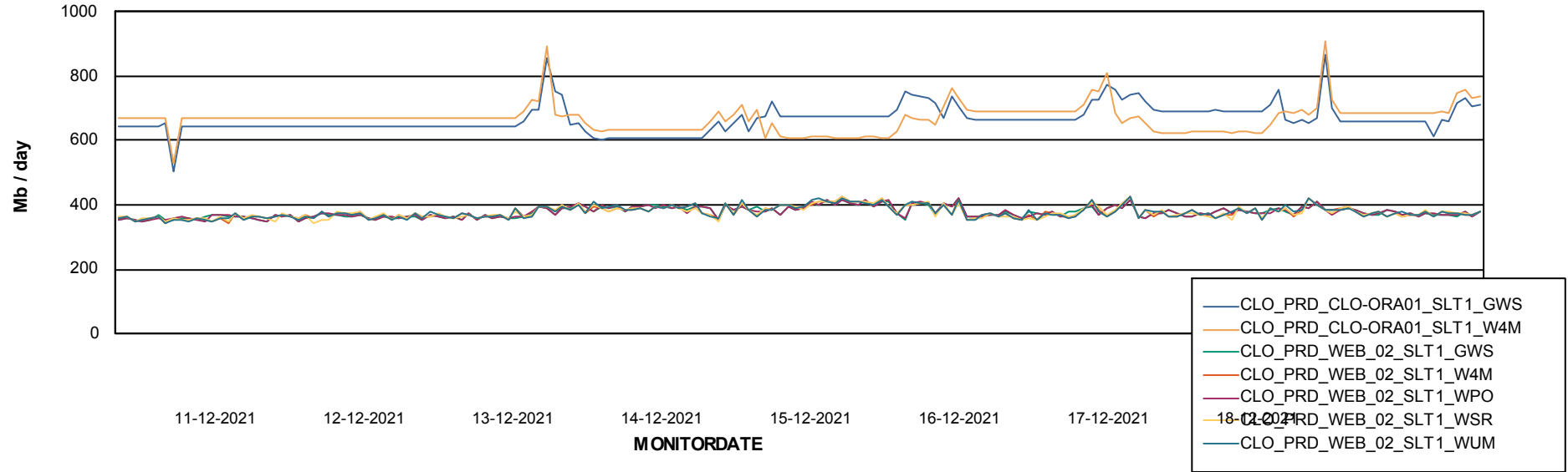
Weekly SLA Customer Report

Customer CLO Production
Database ID 38



ABSSolute Web Component Services

Avg memory used per ABS Web component



Weekly SLA Customer Report

Customer CLO Production
Database ID 38



Disaster per ABS component

