

# Weekly SLA Customer Report

Customer CLO Production  
Database ID 38



## Harddisk Usage CLO\_PRD\_CLO-ORA01

	Free disk space on C: (%)	Total disk space on C: (Gb)	Used disk space on C: (Gb)	Free disk space on D: (%)	Total disk space on D: (Gb)	Used disk space on D: (Gb)	Free disk space on F: (%)	Total disk space on F: (Gb)	Used disk space on F: (Gb)
11-12-2021	23	279	214	22	447	347	57	447	193
10-12-2021	23	279	214	22	447	347	63	447	166
9-12-2021	23	279	214	22	447	347	65	447	155
8-12-2021	23	279	215	15	447	380	59	447	183
7-12-2021	23	279	214	15	447	382	59	447	184
6-12-2021	23	279	214	15	447	382	58	447	189
5-12-2021	23	279	214	15	447	382	57	447	194

## Harddisk Usage CLO\_PRD\_CLO-ORA02

	Free disk space on C: (%)	Total disk space on C: (Gb)	Used disk space on C: (Gb)	Free disk space on D: (%)	Total disk space on D: (Gb)	Used disk space on D: (Gb)	Free disk space on F: (%)	Total disk space on F: (Gb)	Used disk space on F: (Gb)
11-12-2021	72	279	79	28	447	320	31	447	306
10-12-2021	71	279	80	28	447	320	34	447	297
9-12-2021	71	279	80	28	447	320	36	447	286
8-12-2021	71	279	80	21	447	354	30	447	312
7-12-2021	71	279	80	21	447	354	29	447	315
6-12-2021	71	279	80	21	447	354	29	447	318
5-12-2021	71	279	80	21	447	354	28	447	324

# Weekly SLA Customer Report

Customer CLO Production  
Database ID 38



Harddisk Usage CLO\_PRD\_WEB\_02

	Free disk space on C: (%)	Total disk space on C: (Gb)	Used disk space on C: (Gb)
11-12-2021	50	100	49
10-12-2021	50	100	49
9-12-2021	50	100	49
8-12-2021	50	100	50
7-12-2021	50	100	50
6-12-2021	50	100	49
5-12-2021	50	100	49

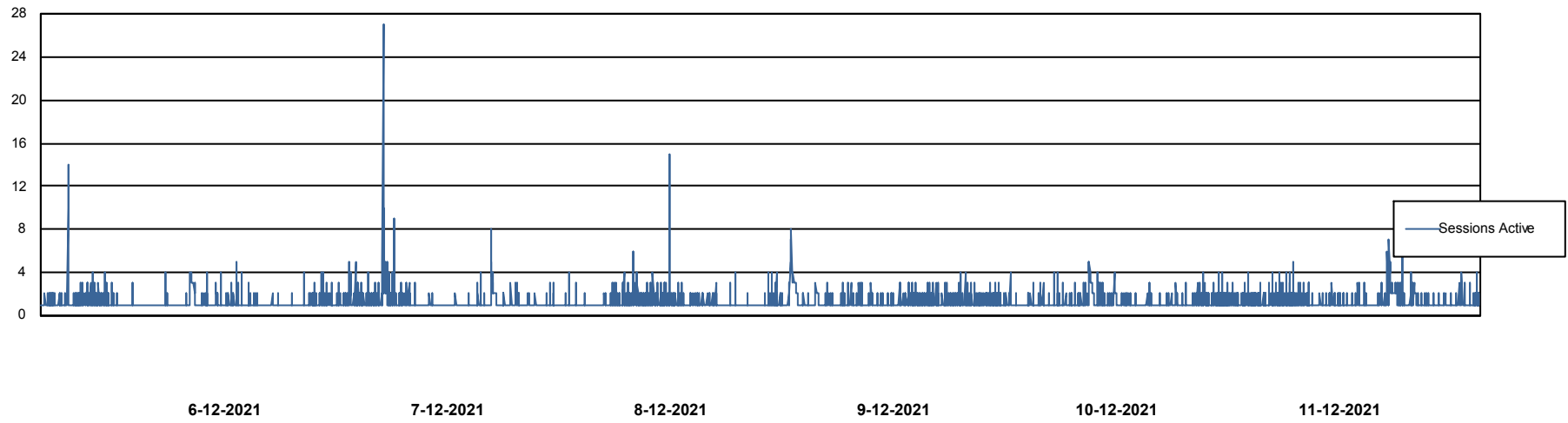
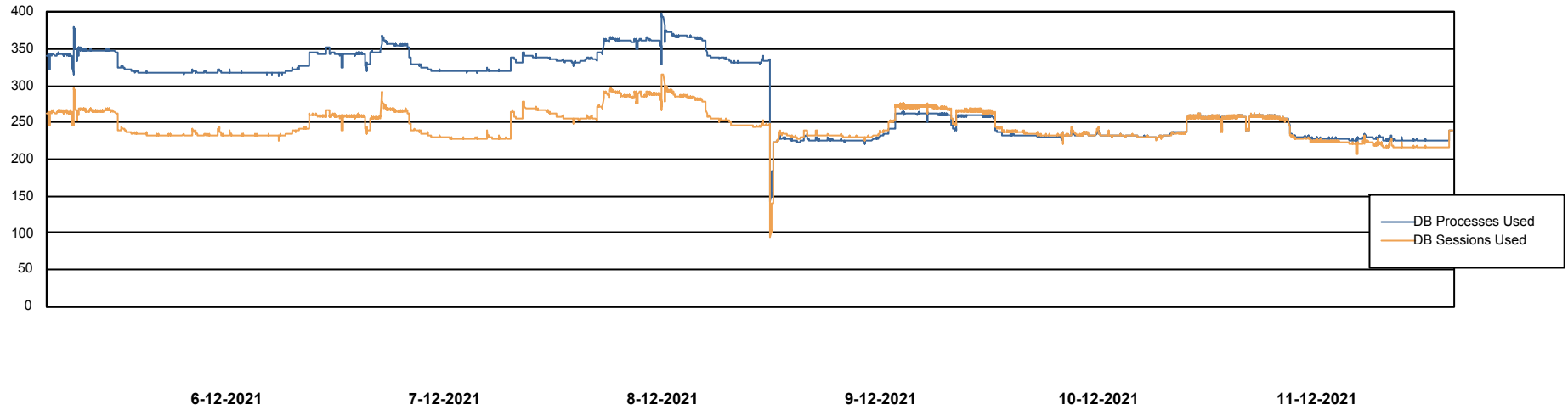
# Weekly SLA Customer Report

Customer CLO Production  
Database ID 38



Database Performance CLODB\_PRD\_CLO-ORA01

DB Processes Max 1,000



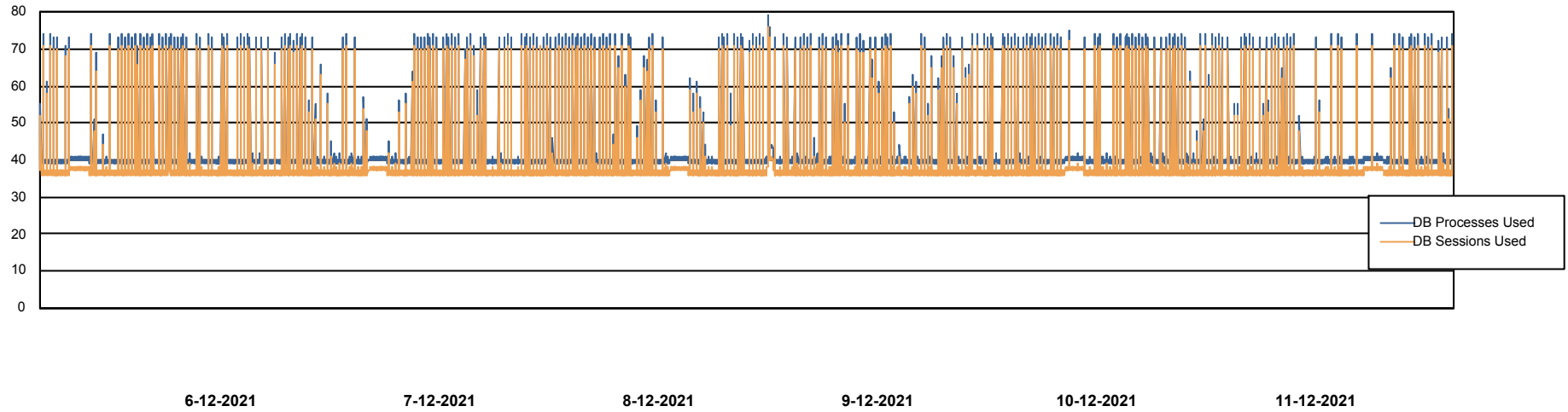
# Weekly SLA Customer Report

Customer CLO Production  
Database ID 38



Database Performance CLODB\_STANDBY\_CLO-ORA02

DB Processes Max 1,000



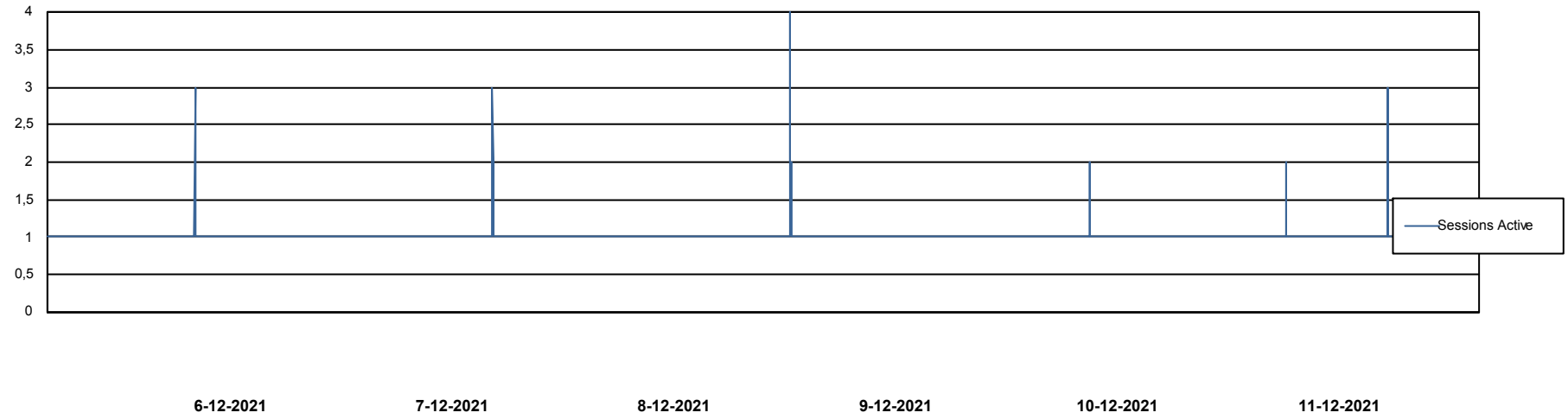
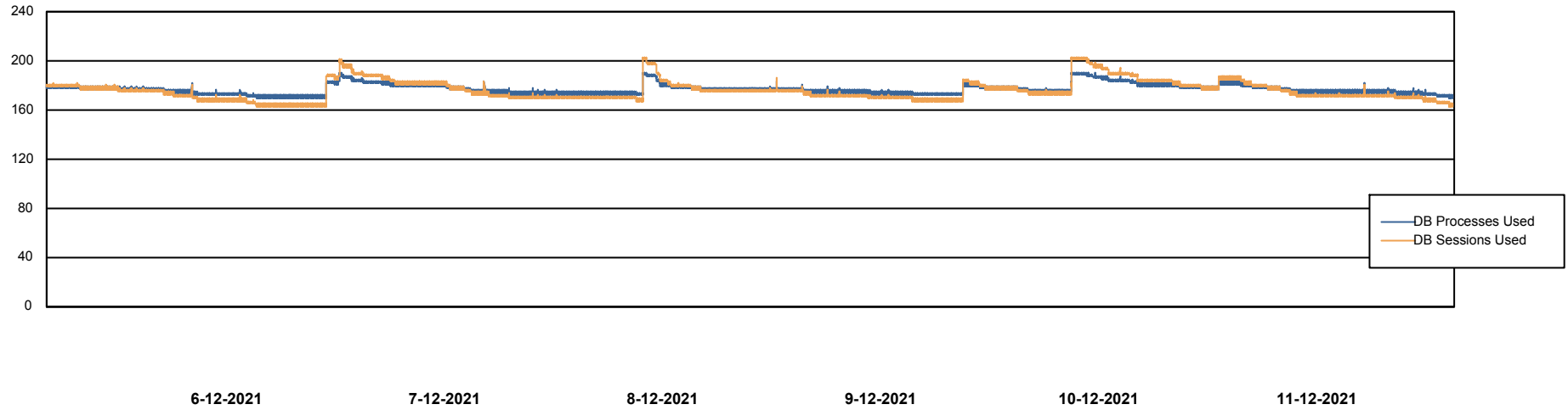
# Weekly SLA Customer Report

Customer CLO Production  
Database ID 38



Database Performance CLODB\_TEST\_CLO-ORA02

DB Processes Max 1,000



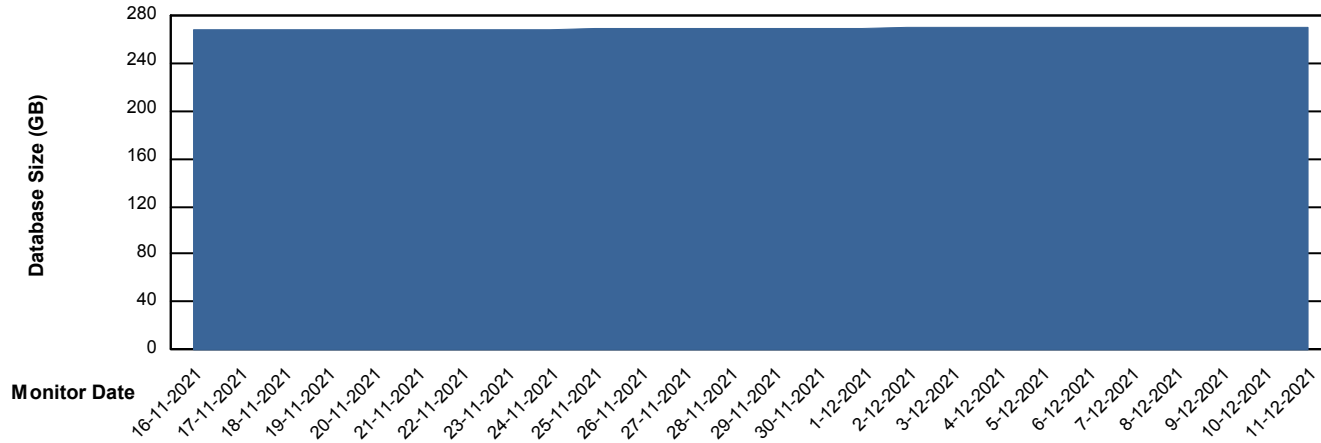
# Weekly SLA Customer Report

Customer CLO Production  
Database ID 38



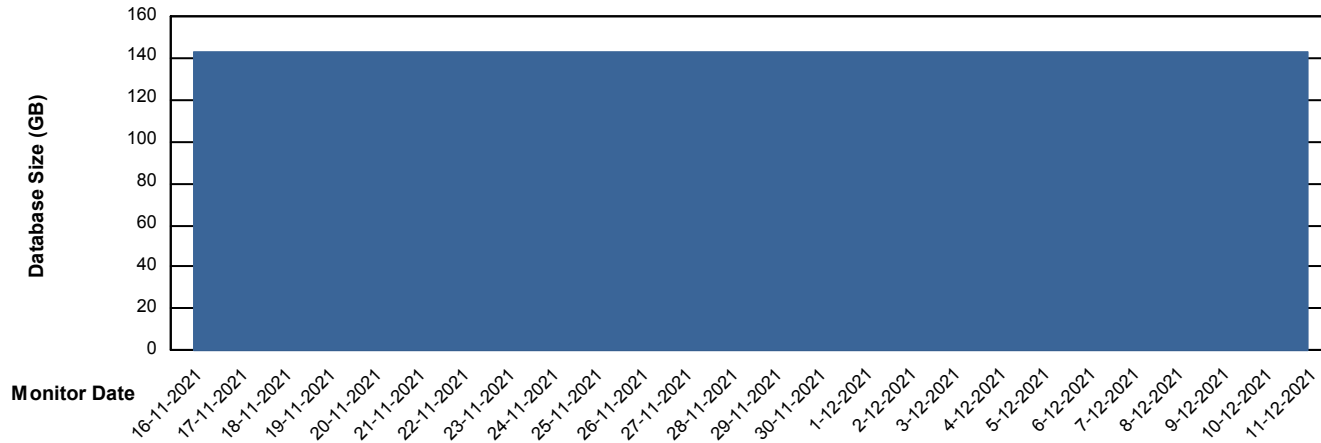
DATABASE SIZE CLODB\_PRD\_CLO-ORA01

### Database growth over last month



DATABASE SIZE CLODB\_TEST\_CLO-ORA02

### Database growth over last month



# Weekly SLA Customer Report

Customer CLO Production  
Database ID 38



Database Tablespace CLODB\_PRD\_CLO-ORA01

Date	Tablespace Name	Filesize (Gb)	Usedsize (Gb)	Percentage free
11-12-2021	ABSDATA	102	78	24
	INDX	202	167	17
10-12-2021	ABSDATA	102	78	24
	INDX	202	167	17
9-12-2021	ABSDATA	102	78	24
	INDX	202	167	17
8-12-2021	ABSDATA	102	78	24
	INDX	199	167	16
7-12-2021	ABSDATA	102	78	24
	INDX	199	167	16
6-12-2021	ABSDATA	102	78	24
	INDX	199	167	16
5-12-2021	ABSDATA	102	78	24
	INDX	199	167	16

# Weekly SLA Customer Report

Customer CLO Production  
Database ID 38



Database Tablespace CLODB\_TEST\_CLO-ORA02

Date	Tablespace Name	Filesize (Gb)	Usedsize (Gb)	Percentage free
11-12-2021	ABSDATA	88	47	47
	INDX	112	94	16
10-12-2021	ABSDATA	88	47	47
	INDX	112	94	16
9-12-2021	ABSDATA	88	47	47
	INDX	112	94	16
8-12-2021	ABSDATA	88	47	47
	INDX	112	94	16
7-12-2021	ABSDATA	88	47	47
	INDX	112	94	16
6-12-2021	ABSDATA	88	47	47
	INDX	112	94	16
5-12-2021	ABSDATA	88	47	47
	INDX	112	94	16

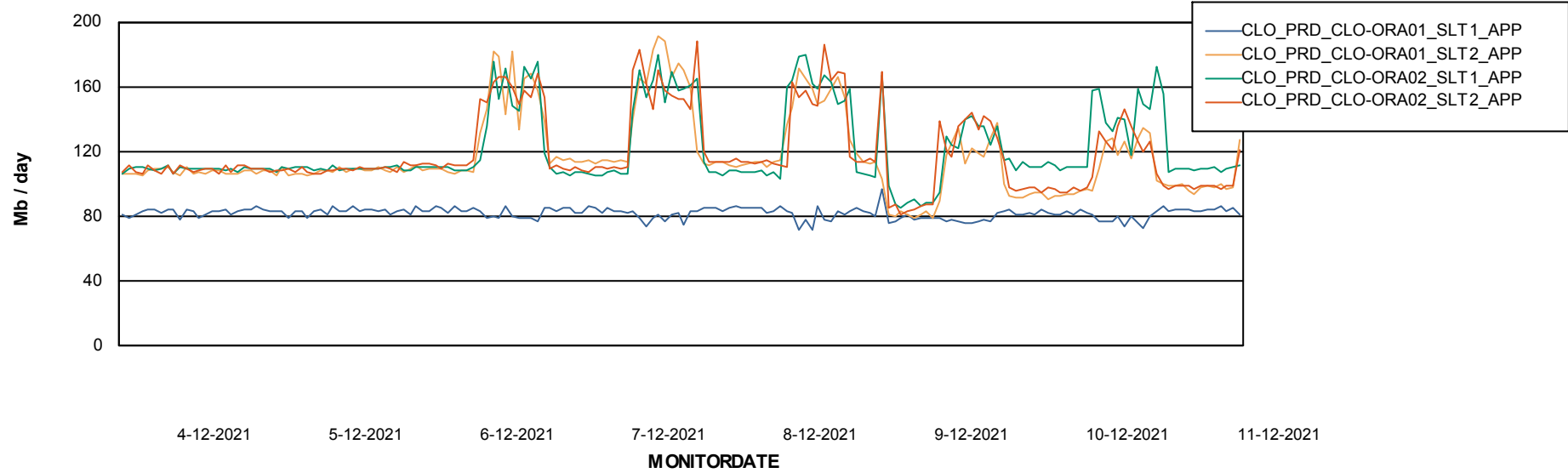
# Weekly SLA Customer Report

Customer CLO Production  
Database ID 38

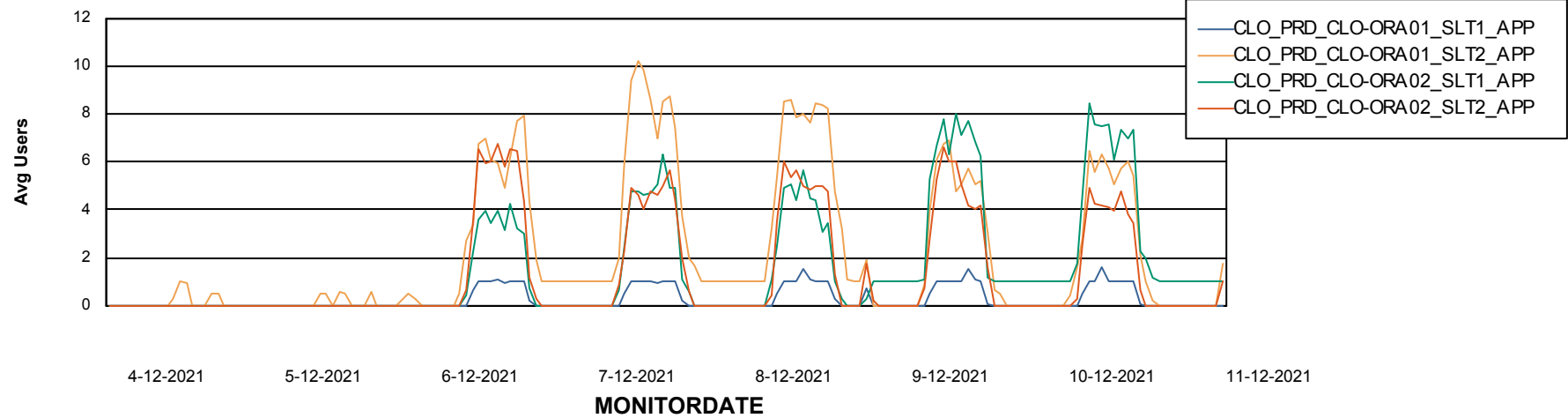


## ABSSolute Application Server Services

### Avg memory used per ABS Server Service



### Avg users per day per ABS server



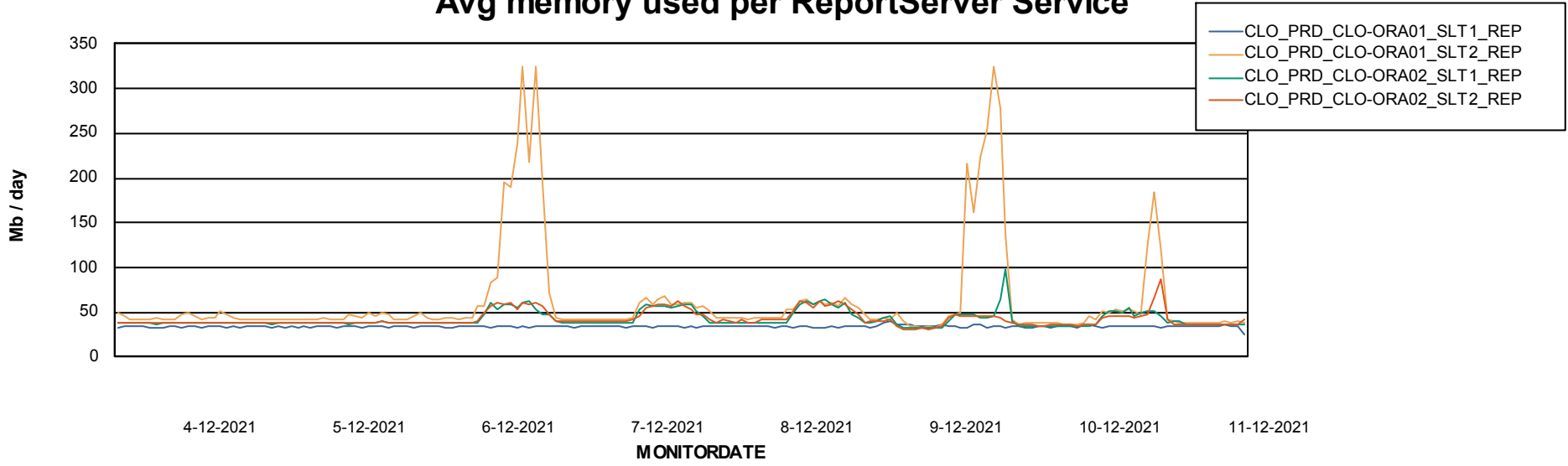
# Weekly SLA Customer Report

Customer CLO Production  
Database ID 38



## ABSSolute Application ReportServer Services

### Avg memory used per ReportServer Service



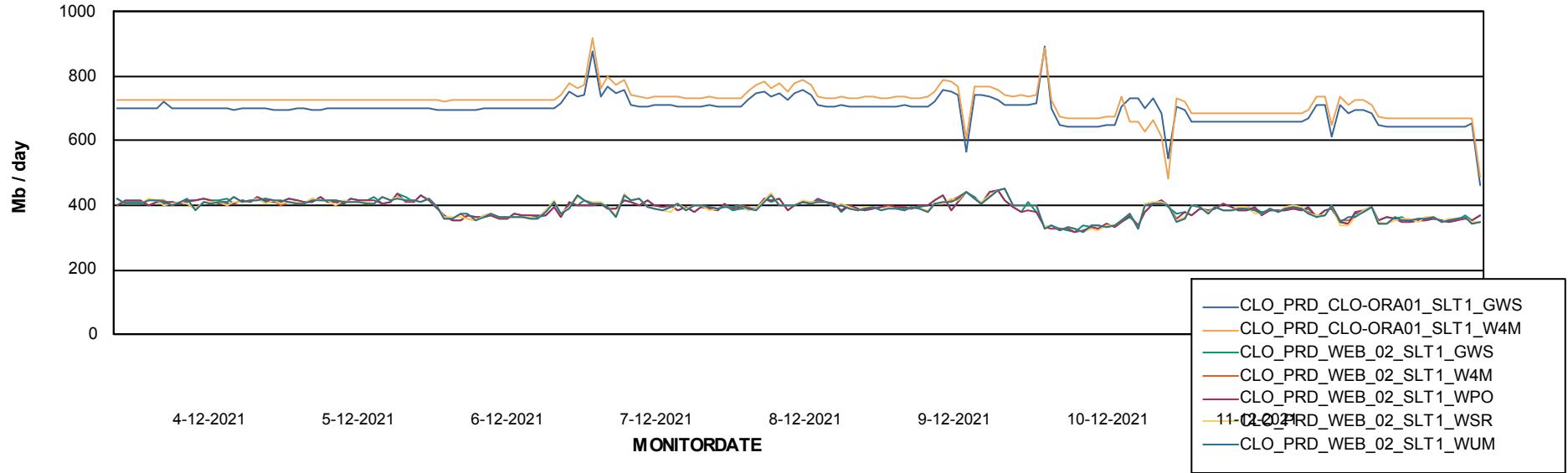
# Weekly SLA Customer Report

Customer CLO Production  
Database ID 38



## ABSSolute Web Component Services

### Avg memory used per ABS Web component



# Weekly SLA Customer Report

Customer CLO Production  
Database ID 38



### Disaster per ABS component

