

# Weekly SLA Customer Report

Customer RFL\_Production  
Database ID 36



## Harddisk Usage RFL\_PRD

	Free disk space on C: (%)	Total disk space on C: (Gb)	Used disk space on C: (Gb)	Free disk space on D: (%)	Total disk space on D: (Gb)	Used disk space on D: (Gb)	Free disk space on E: (%)	Total disk space on E: (Gb)	Used disk space on E: (Gb)	Free disk space on F: (%)
4-12-2021	18	195	160	68	373	120	46	373	200	61
3-12-2021	18	195	160	68	373	120	46	373	200	62
2-12-2021	18	195	159	68	373	120	46	373	200	60
1-12-2021	19	195	159	68	373	120	46	373	200	55
30-11-2021	19	195	158	68	373	120	46	373	200	61
29-11-2021	19	195	158	68	373	120	46	373	200	54
28-11-2021	20	195	157	68	373	120	46	373	200	53

## Harddisk Usage RFL\_STB

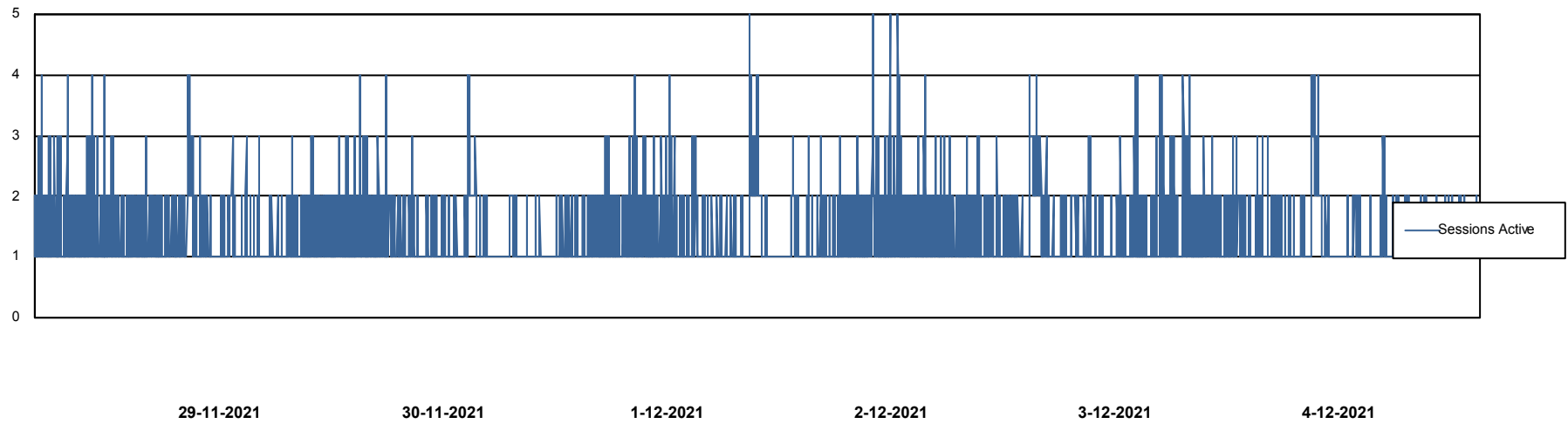
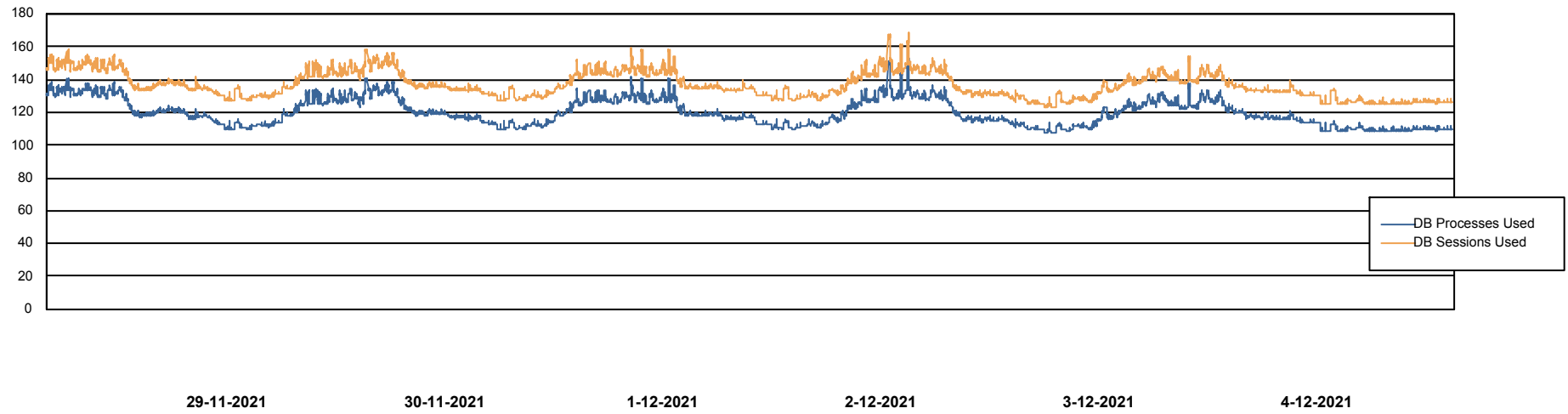
	Free disk space on C: (%)	Total disk space on C: (Gb)	Used disk space on C: (Gb)	Free disk space on D: (%)	Total disk space on D: (Gb)	Used disk space on D: (Gb)	Free disk space on E: (%)	Total disk space on E: (Gb)	Used disk space on E: (Gb)	Free disk space on F: (%)
4-12-2021	18	195	161	77	559	129	42	559	325	83
3-12-2021	18	195	161	77	559	129	42	559	325	83
2-12-2021	18	195	161	77	559	129	42	559	325	83
1-12-2021	18	195	161	77	559	129	42	559	325	83
30-11-2021	18	195	161	77	559	129	42	559	325	83
29-11-2021	18	195	161	77	559	129	42	559	325	83
28-11-2021	18	195	161	77	559	129	42	559	325	83

# Weekly SLA Customer Report

Customer RFL\_Production  
Database ID 36



## Database Performance RFLDB\_Production



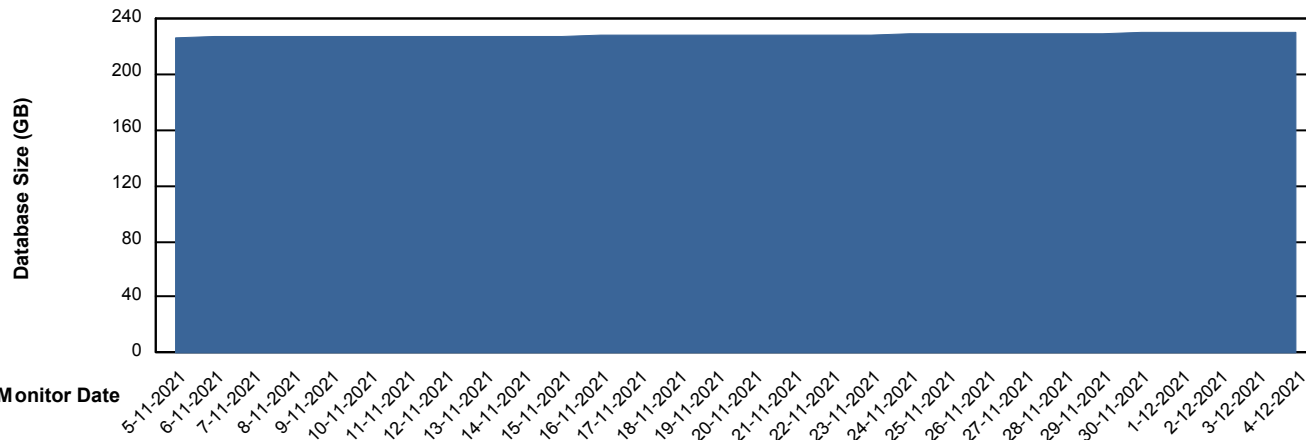
# Weekly SLA Customer Report

Customer RFL\_Production  
 Database ID 36



DATABASE SIZE RFLDB\_Production

Database growth over last month



Database Tablespace RFLDB\_Production

Date	Tablespace Name	Filesize (Gb)	Usedsize (Gb)	Percentage free
4-12-2021	ABSDATA	90	65	28
	INDX	200	156	22
3-12-2021	ABSDATA	90	65	28
	INDX	200	156	22
2-12-2021	ABSDATA	90	65	28
	INDX	200	156	22
1-12-2021	ABSDATA	90	65	28
	INDX	200	156	22
30-11-2021	ABSDATA	90	65	28
	INDX	200	156	22
29-11-2021	ABSDATA	90	64	28
	INDX	200	156	22
28-11-2021	ABSDATA	90	64	29
	INDX	200	155	22

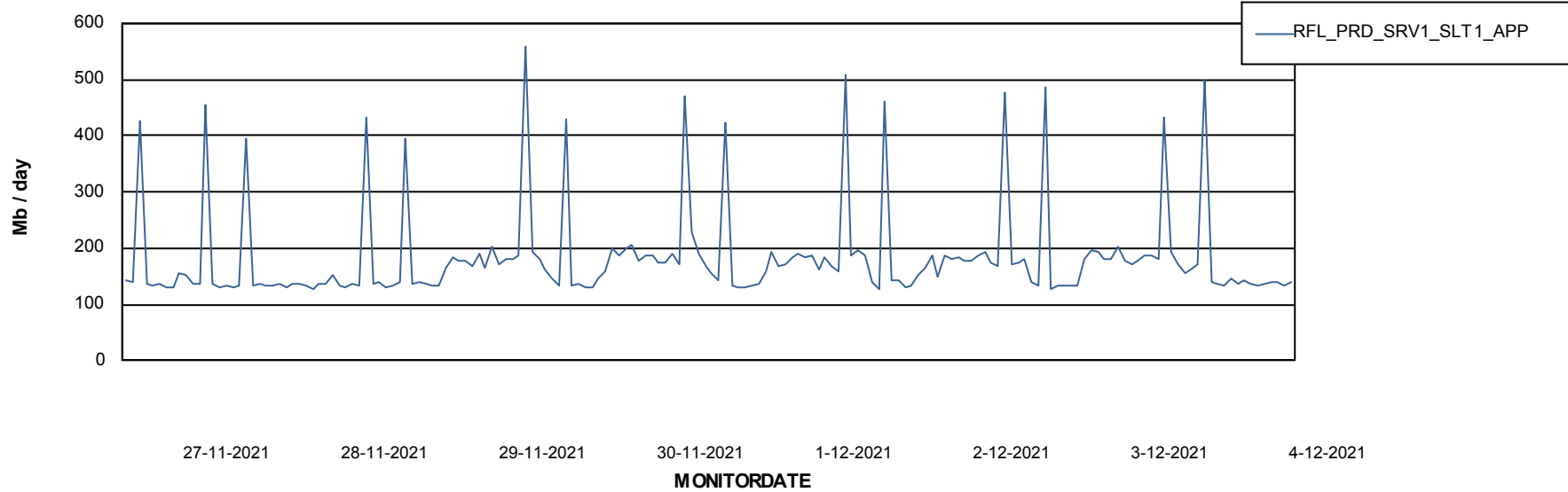
# Weekly SLA Customer Report

Customer RFL\_Production  
Database ID 36

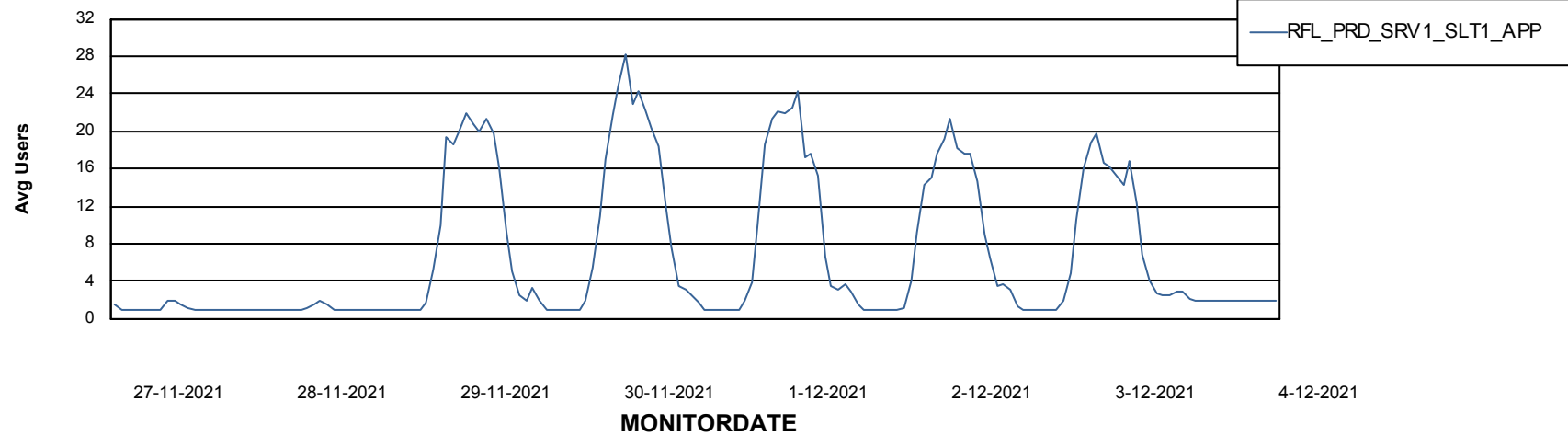


## ABSSolute Application Server Services

### Avg memory used per ABS Server Service



### Avg users per day per ABS server



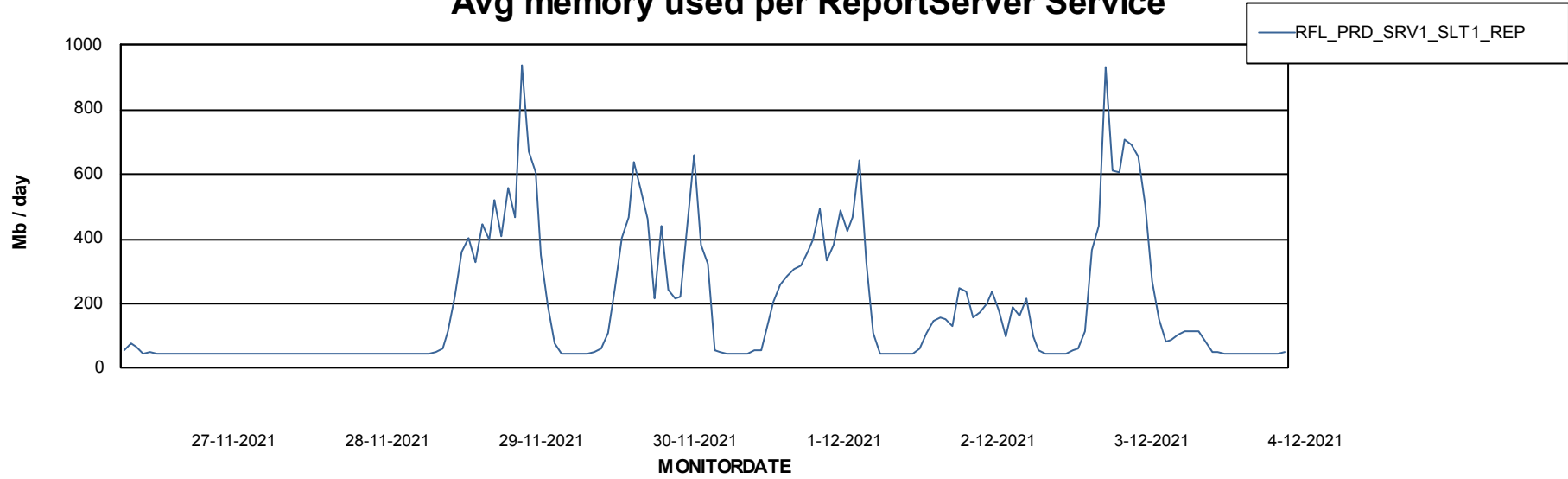
# Weekly SLA Customer Report

Customer RFL\_Production  
Database ID 36



## ABSSolute Application ReportServer Services

### Avg memory used per ReportServer Service



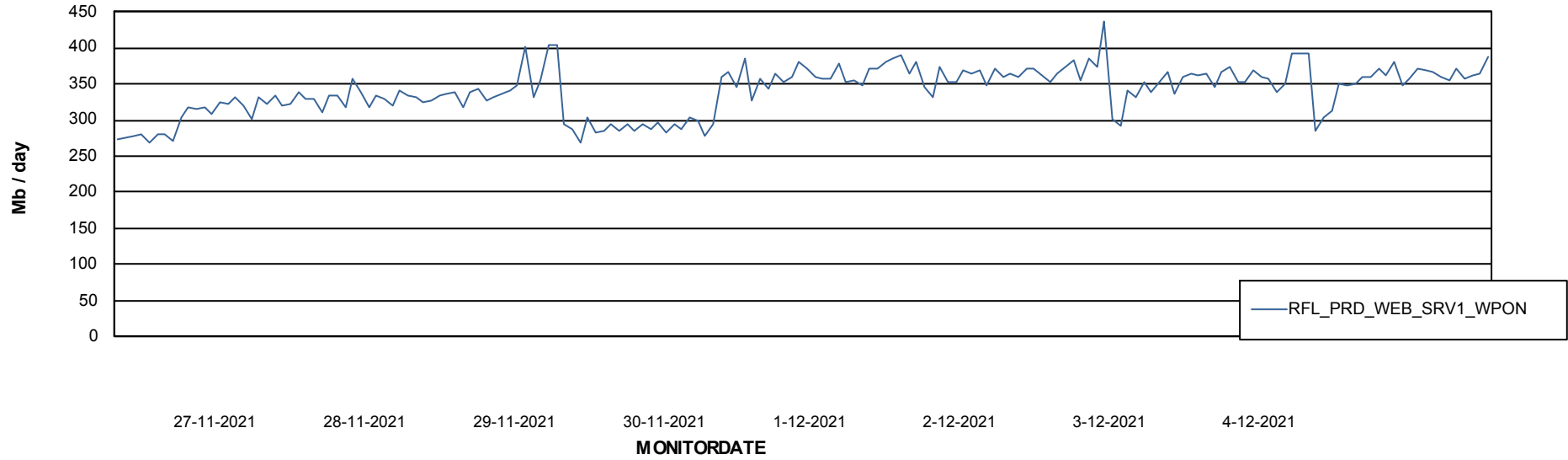
# Weekly SLA Customer Report

Customer RFL\_Production  
Database ID 36



## ABSSolute Web Component Services

### Avg memory used per ABS Web component



# Weekly SLA Customer Report

Customer RFL\_Production  
Database ID 36



## Disaster per ABS component

