

# Weekly SLA Customer Report

Customer CLO Production  
Database ID 38



## Harddisk Usage CLO\_PRD\_CLO-ORA01

	Free disk space on C: (%)	Total disk space on C: (Gb)	Used disk space on C: (Gb)	Free disk space on D: (%)	Total disk space on D: (Gb)	Used disk space on D: (Gb)	Free disk space on F: (%)	Total disk space on F: (Gb)	Used disk space on F: (Gb)
4-12-2021	23	279	214	15	447	382	55	447	202
3-12-2021	23	279	214	15	447	382	57	447	194
2-12-2021	23	279	214	15	447	382	56	447	196
1-12-2021	24	279	213	15	447	382	58	447	189
30-11-2021	24	279	213	15	447	382	59	447	185
29-11-2021	24	279	212	15	447	382	58	447	186
28-11-2021	24	279	212	15	447	382	57	447	194

## Harddisk Usage CLO\_PRD\_CLO-ORA02

	Free disk space on C: (%)	Total disk space on C: (Gb)	Used disk space on C: (Gb)	Free disk space on D: (%)	Total disk space on D: (Gb)	Used disk space on D: (Gb)	Free disk space on F: (%)	Total disk space on F: (Gb)	Used disk space on F: (Gb)
4-12-2021	71	279	79	21	447	354	27	447	327
3-12-2021	72	279	79	21	447	354	27	447	324
2-12-2021	72	279	79	21	447	354	27	447	326
1-12-2021	71	279	79	21	447	354	28	447	321
30-11-2021	72	279	79	21	447	354	30	447	315
29-11-2021	72	279	79	21	447	354	30	447	313
28-11-2021	72	279	79	21	447	354	29	447	318

# Weekly SLA Customer Report

Customer CLO Production  
Database ID 38



Harddisk Usage CLO\_PRD\_WEB\_02

	Free disk space on C: (%)	Total disk space on C: (Gb)	Used disk space on C: (Gb)
4-12-2021	50	100	50
3-12-2021	50	100	49
2-12-2021	50	100	49
1-12-2021	50	100	49
30-11-2021	51	100	49
29-11-2021	51	100	49
28-11-2021	51	100	49

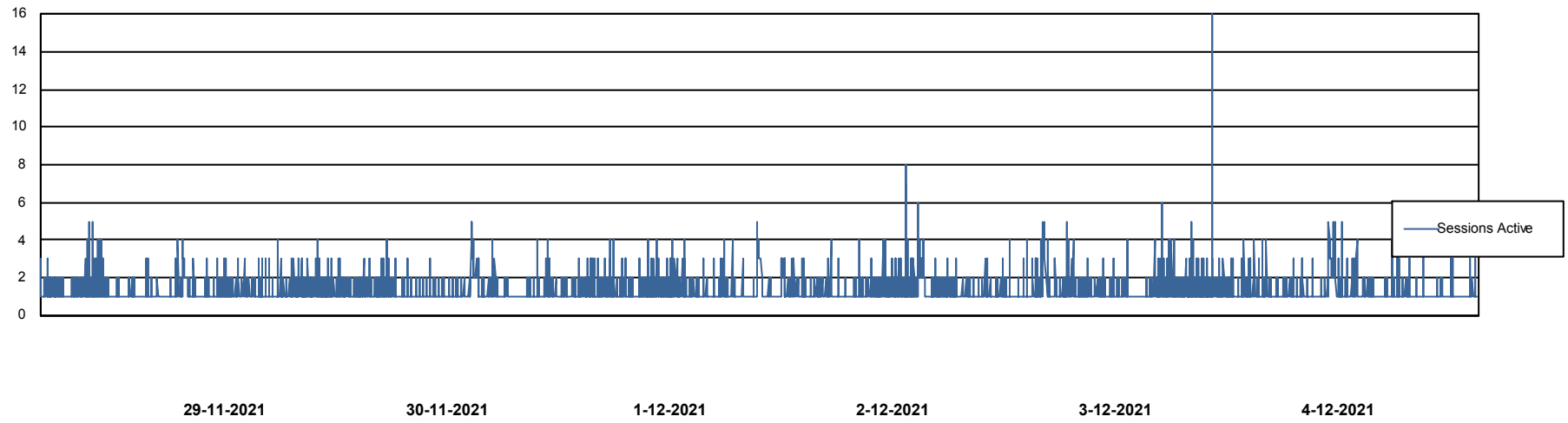
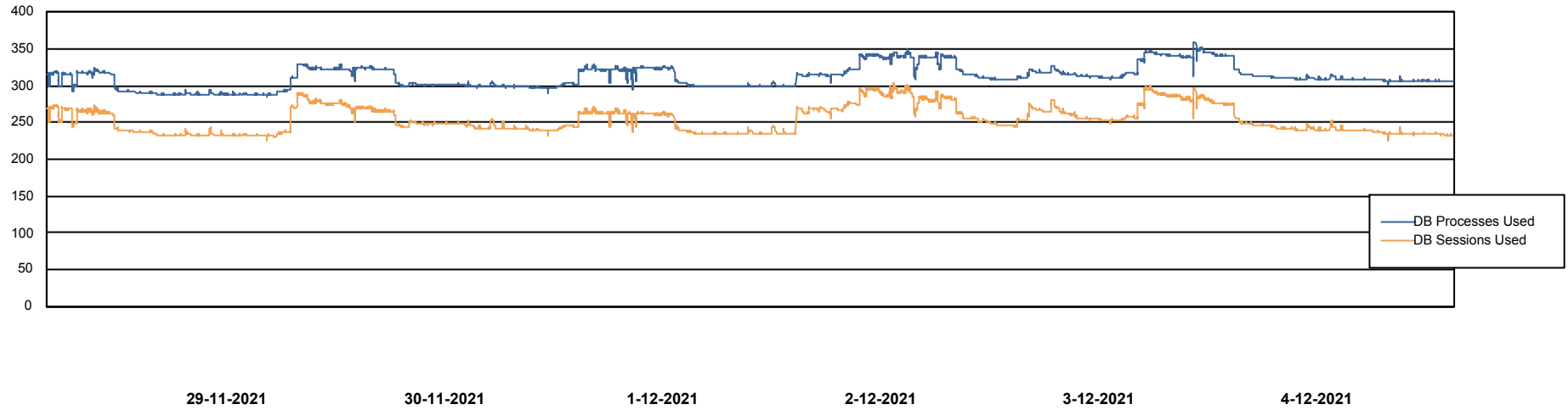
# Weekly SLA Customer Report

Customer CLO Production  
Database ID 38



Database Performance CLODB\_PRD\_CLO-ORA01

DB Processes Max 1,000



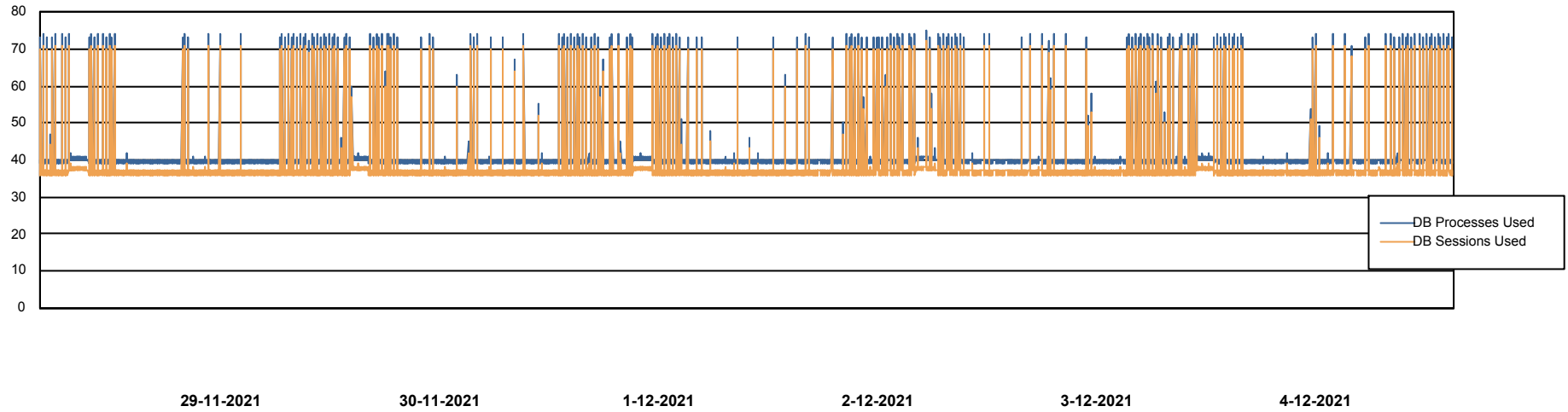
# Weekly SLA Customer Report

Customer CLO Production  
Database ID 38



Database Performance CLODB\_STANDBY\_CLO-ORA02

DB Processes Max 1,000



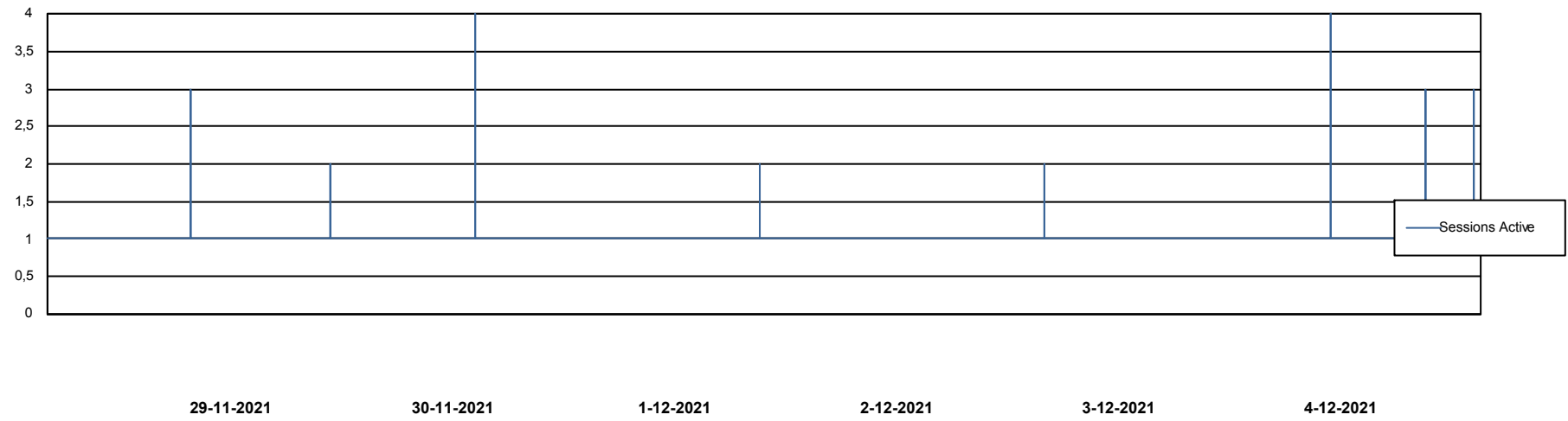
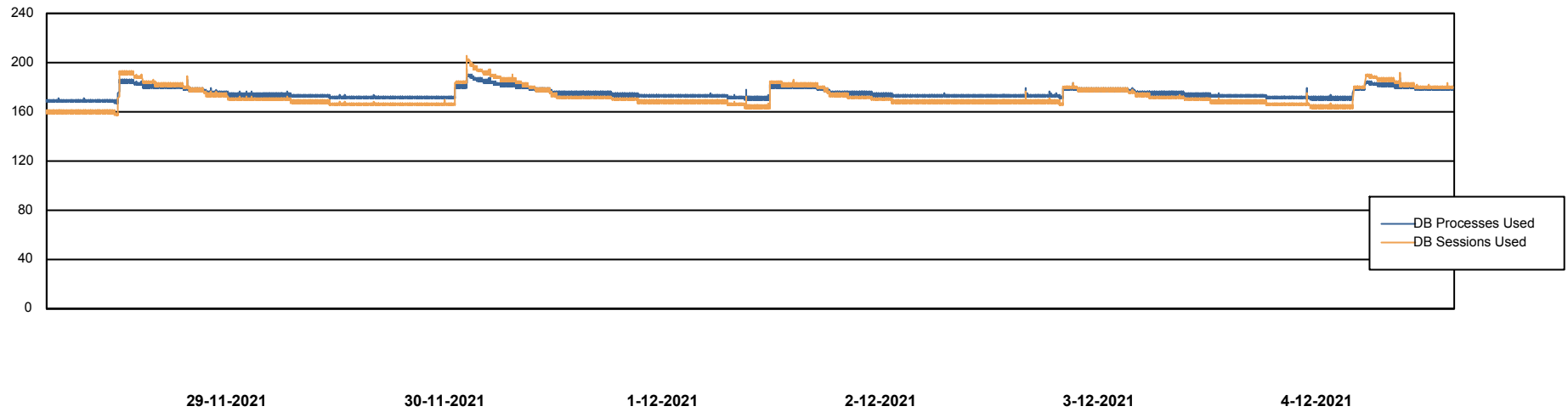
# Weekly SLA Customer Report

Customer CLO Production  
Database ID 38



Database Performance CLODB\_TEST\_CLO-ORA02

DB Processes Max 1,000



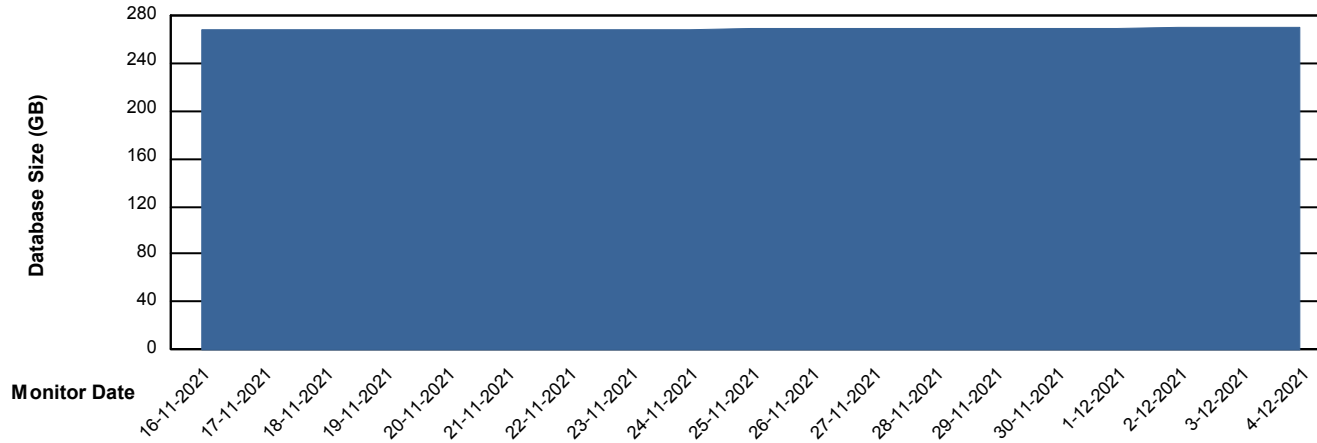
# Weekly SLA Customer Report

Customer CLO Production  
Database ID 38



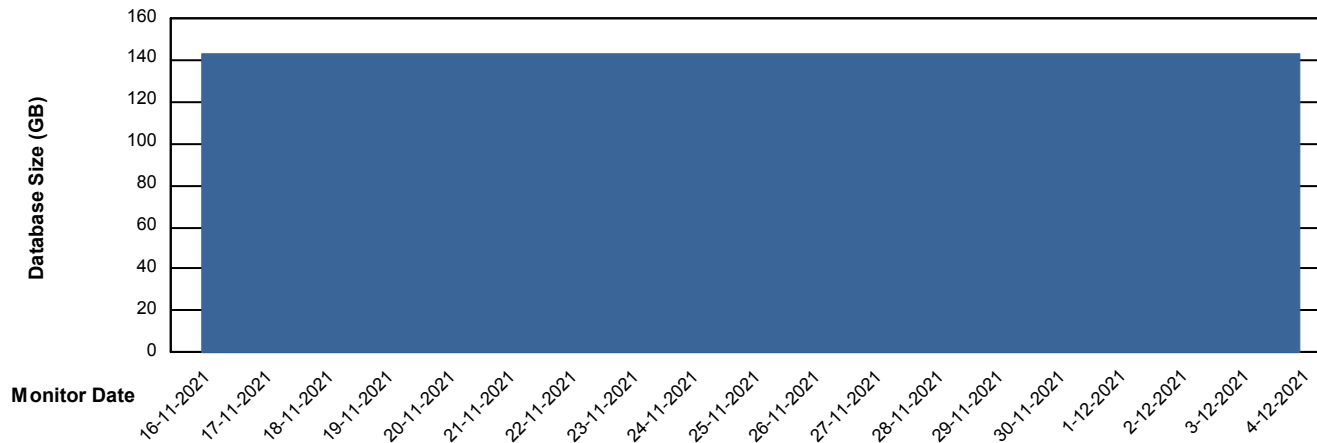
DATABASE SIZE CLODB\_PRD\_CLO-ORA01

### Database growth over last month



DATABASE SIZE CLODB\_TEST\_CLO-ORA02

### Database growth over last month



# Weekly SLA Customer Report

Customer CLO Production  
Database ID 38



Database Tablespace CLODB\_PRD\_CLO-ORA01

Date	Tablespace Name	Filesize (Gb)	Usedsize (Gb)	Percentage free
4-12-2021	ABSDATA	102	78	24
	INDX	199	167	16
3-12-2021	ABSDATA	102	78	24
	INDX	199	167	16
2-12-2021	ABSDATA	102	78	24
	INDX	199	167	16
1-12-2021	ABSDATA	102	78	24
	INDX	199	167	16
30-11-2021	ABSDATA	102	78	24
	INDX	199	167	16
29-11-2021	ABSDATA	102	78	24
	INDX	199	166	16
28-11-2021	ABSDATA	102	78	24
	INDX	199	166	16

# Weekly SLA Customer Report

Customer CLO Production  
Database ID 38



Database Tablespace CLODB\_TEST\_CLO-ORA02

Date	Tablespace Name	Filesize (Gb)	Usedsize (Gb)	Percentage free
4-12-2021	ABSDATA	88	47	47
	INDX	112	94	16
3-12-2021	ABSDATA	88	47	47
	INDX	112	94	16
2-12-2021	ABSDATA	88	47	47
	INDX	112	94	16
1-12-2021	ABSDATA	88	47	47
	INDX	112	94	16
30-11-2021	ABSDATA	88	47	47
	INDX	112	94	16
29-11-2021	ABSDATA	88	47	47
	INDX	112	94	16
28-11-2021	ABSDATA	88	47	47
	INDX	112	94	16

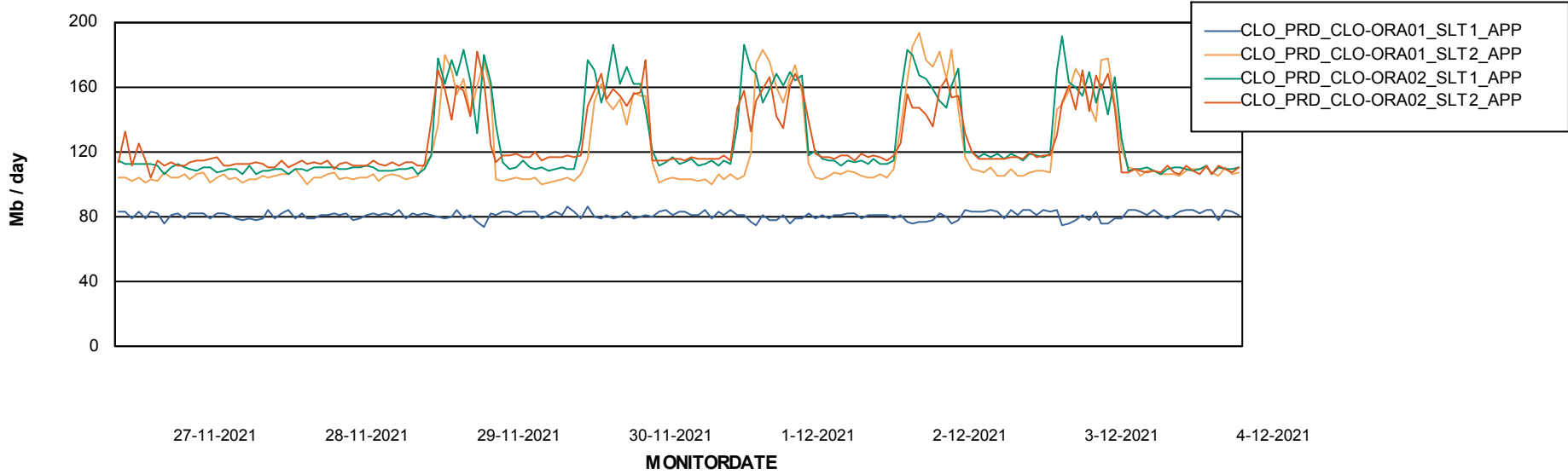
# Weekly SLA Customer Report

Customer CLO Production  
Database ID 38

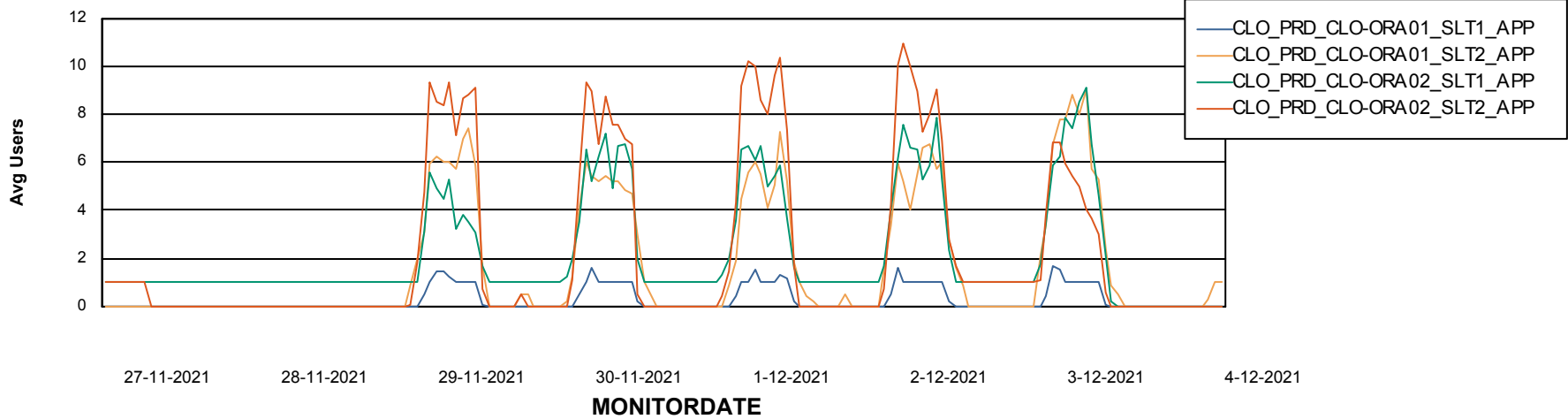


## ABSSolute Application Server Services

### Avg memory used per ABS Server Service



### Avg users per day per ABS server



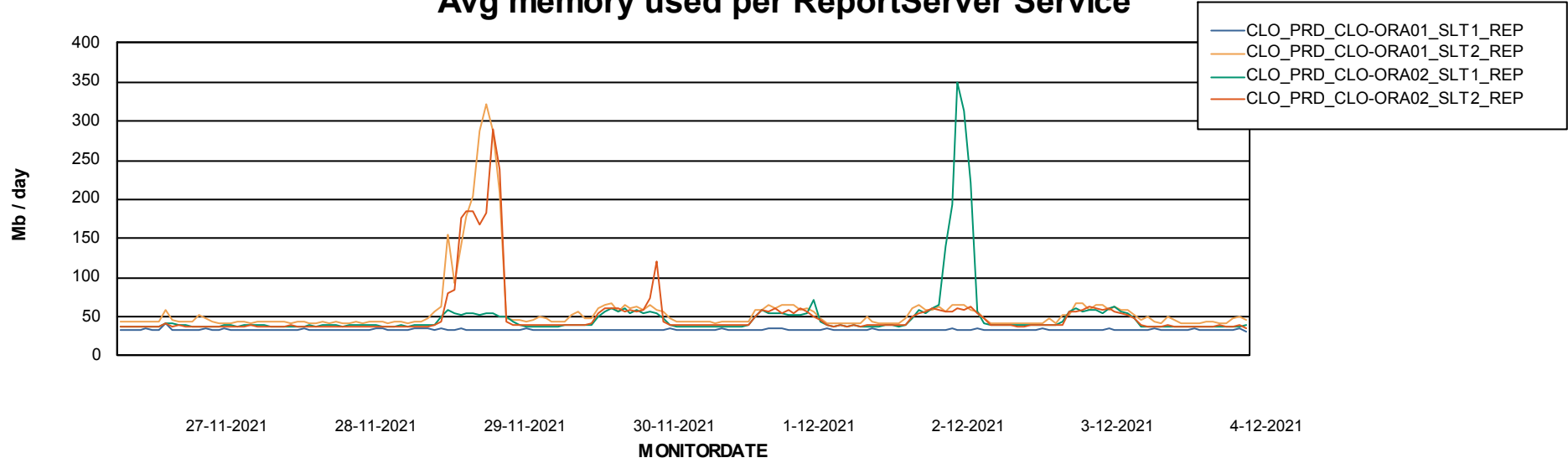
# Weekly SLA Customer Report

Customer CLO Production  
Database ID 38



## ABSSolute Application ReportServer Services

### Avg memory used per ReportServer Service



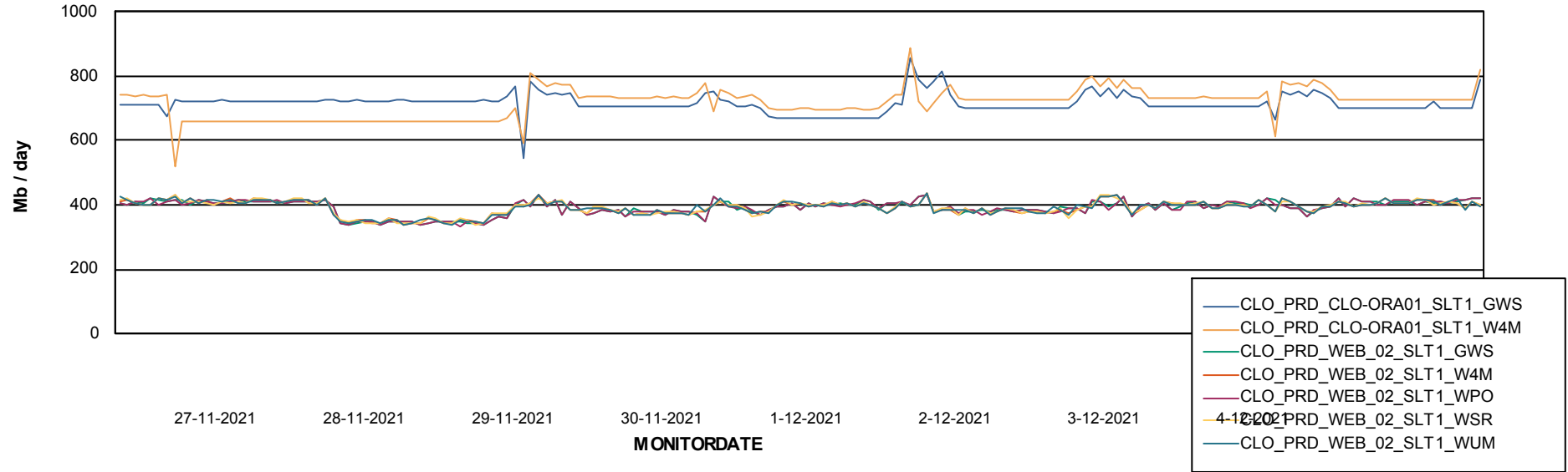
# Weekly SLA Customer Report

Customer CLO Production  
Database ID 38



## ABSSolute Web Component Services

### Avg memory used per ABS Web component



# Weekly SLA Customer Report

Customer CLO Production  
Database ID 38



## Disaster per ABS component

