

# Weekly SLA Customer Report

Customer DFD\_Production  
Database ID 39



## Harddisk Usage DFD\_PRD\_ABSAPP1

	Free disk space on C: (%)	Total disk space on C: (Gb)	Used disk space on C: (Gb)
27-11-2021	30	90	63
26-11-2021	30	90	63
25-11-2021	30	90	63
24-11-2021	30	90	63
23-11-2021	30	90	63
22-11-2021	30	90	63
21-11-2021	30	90	63

## Harddisk Usage DFD\_PRD\_ABSAPP2

	Free disk space on C: (%)	Total disk space on C: (Gb)	Used disk space on C: (Gb)
27-11-2021	45	100	55
26-11-2021	45	100	55
25-11-2021	45	100	55
24-11-2021	45	100	55
23-11-2021	45	100	55
22-11-2021	45	100	55
21-11-2021	45	100	55

# Weekly SLA Customer Report

Customer DFD\_Production  
 Database ID 39



Harddisk Usage DFD\_PRD\_ABSAPP3

	Free disk space on C: (%)	Total disk space on C: (Gb)	Used disk space on C: (Gb)
27-11-2021	17	70	58
26-11-2021	17	70	58
25-11-2021	17	70	58
24-11-2021	17	70	58
23-11-2021	19	70	57
22-11-2021	20	70	56
21-11-2021	20	70	56

Harddisk Usage DFD\_PRD\_BI1

	Free disk space on C: (%)	Total disk space on C: (Gb)	Used disk space on C: (Gb)	Free disk space on E: (%)	Total disk space on E: (Gb)	Used disk space on E: (Gb)
27-11-2021	79	150	31	18	200	165
26-11-2021	79	150	31	17	200	166
25-11-2021	79	150	31	17	200	166
24-11-2021	79	150	31	17	200	166
23-11-2021	79	150	31	17	200	166
22-11-2021	79	150	31	17	200	166
21-11-2021	79	150	31	17	200	166

# Weekly SLA Customer Report

Customer DFD\_Production  
Database ID 39



Harddisk Usage DFD\_PRD\_ORACLE1

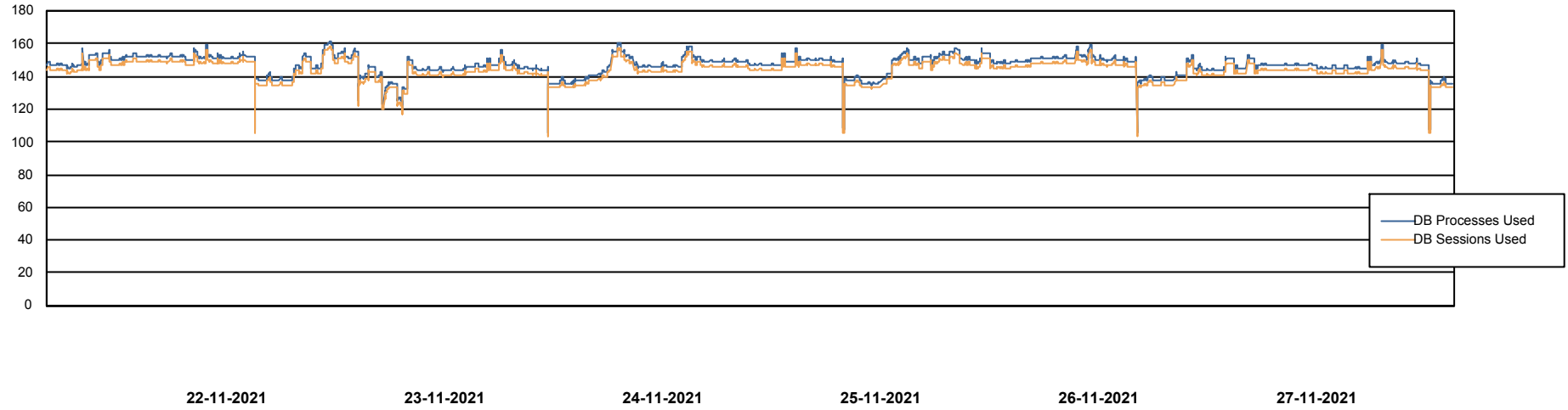
	Free disk space on C: (%)	Total disk space on C: (Gb)	Used disk space on C: (Gb)	Free disk space on D: (%)	Total disk space on D: (Gb)	Used disk space on D: (Gb)	Free disk space on E: (%)	Total disk space on E: (Gb)	Used disk space on E: (Gb)	Free disk space on F: (%)
27-11-2021	27	78	57	75	479	119	18	550	450	66
26-11-2021	27	78	57	75	479	119	18	550	451	66
25-11-2021	27	78	57	75	479	119	18	550	451	66
24-11-2021	27	78	57	75	479	119	18	550	451	66
23-11-2021	27	78	57	75	479	119	18	550	451	66
22-11-2021	27	78	57	75	479	119	18	550	451	66
21-11-2021	27	78	57	75	479	119	18	550	451	66

# Weekly SLA Customer Report

Customer DFD\_Production  
Database ID 39



Database Performance DFDDB\_Production

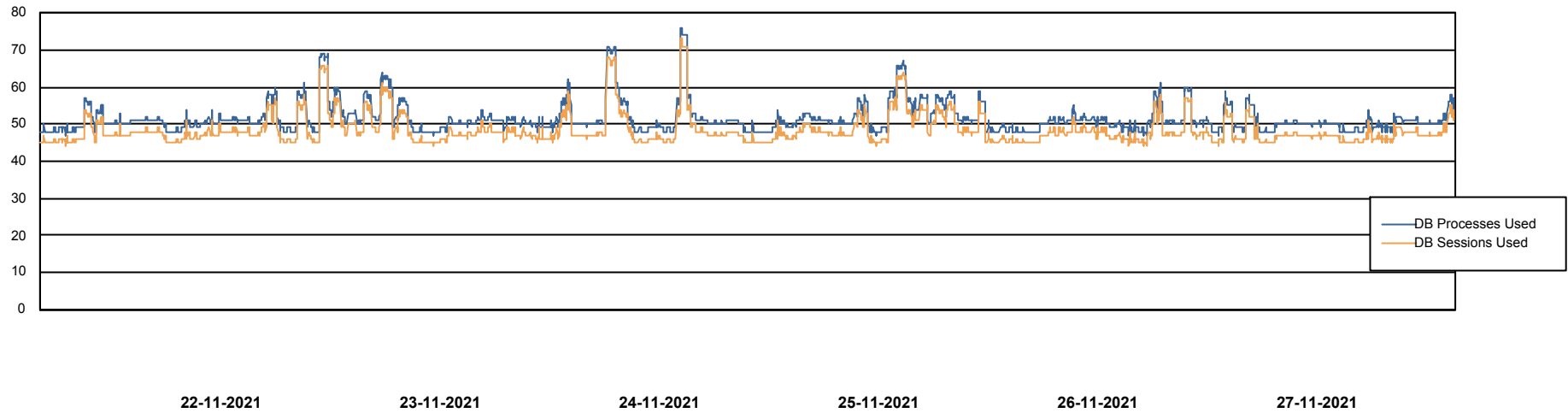


# Weekly SLA Customer Report

Customer DFD\_Production  
Database ID 39

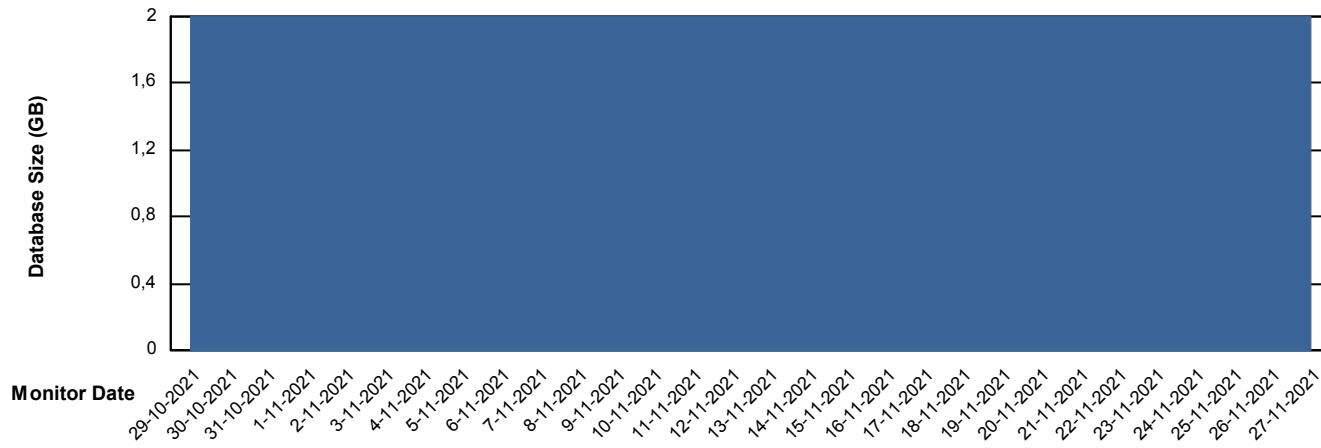


## Database Performance DFDDDBI\_Production



## DATABASE SIZE DFDDDB\_Production

Database growth over last month



# Weekly SLA Customer Report

Customer DFD\_Production  
 Database ID 39



Database Tablespace DFDDB\_Production

Date	Tablespace Name	Filesize (Gb)	Usedsize (Gb)	Percentage free
27-11-2021	ABSDATA	83	0	100
	INDX	161	0	100
26-11-2021	ABSDATA	83	0	100
	INDX	161	0	100
25-11-2021	ABSDATA	83	0	100
	INDX	161	0	100
24-11-2021	ABSDATA	83	0	100
	INDX	161	0	100
23-11-2021	ABSDATA	83	0	100
	INDX	161	0	100
22-11-2021	ABSDATA	83	0	100
	INDX	161	0	100
21-11-2021	ABSDATA	83	0	100
	INDX	161	0	100

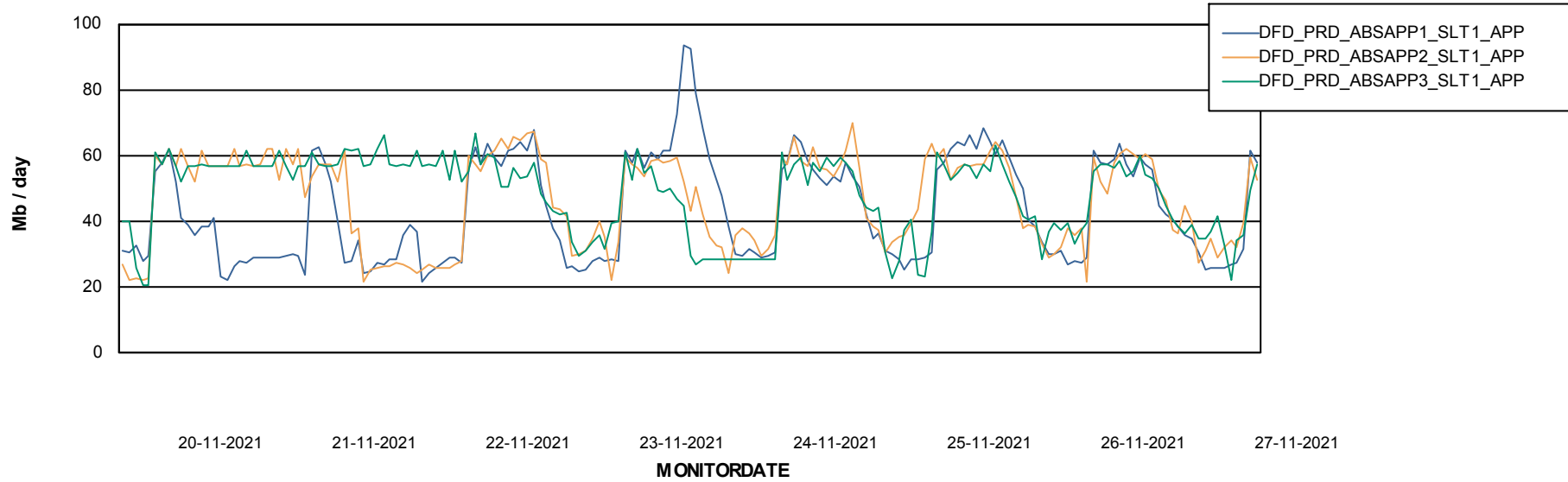
# Weekly SLA Customer Report

Customer DFD\_Production  
Database ID 39

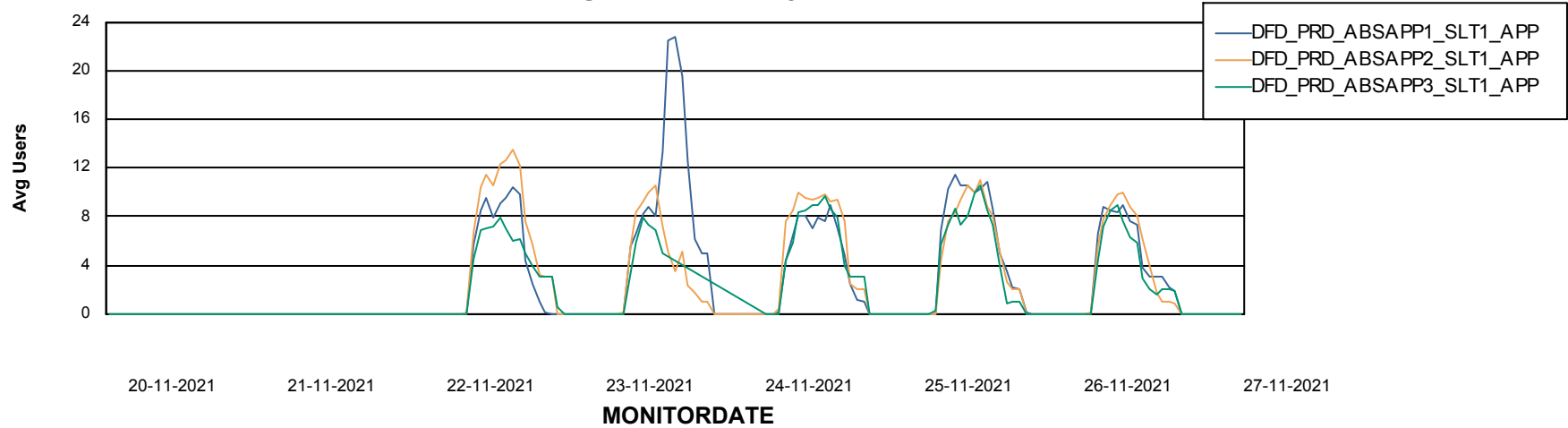


## ABSSolute Application Server Services

### Avg memory used per ABS Server Service



### Avg users per day per ABS server



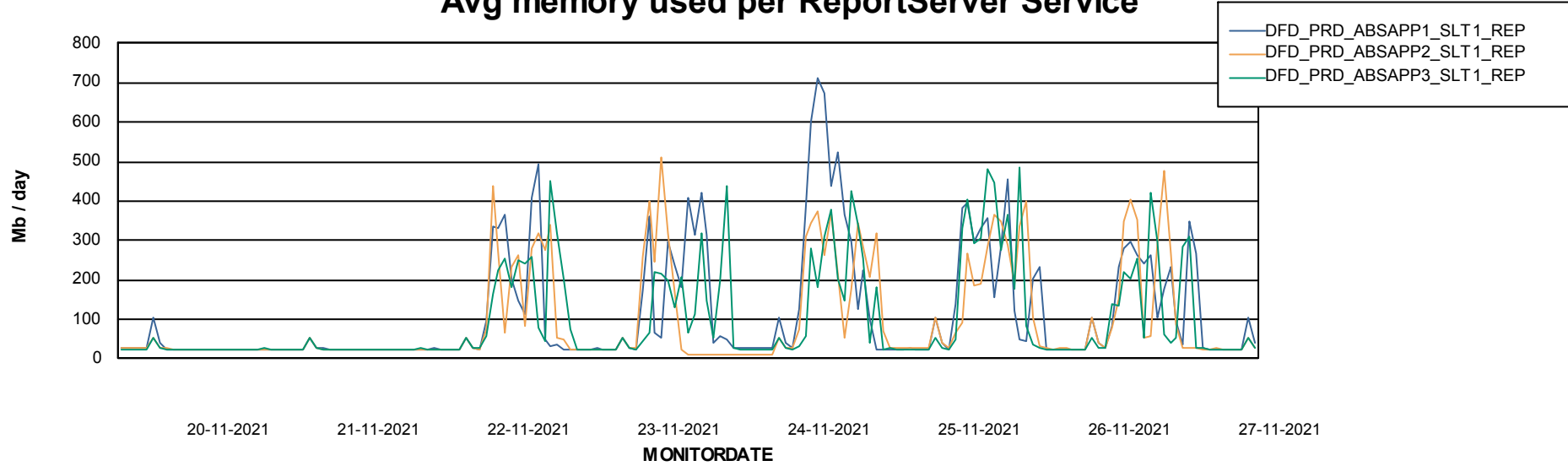
# Weekly SLA Customer Report

Customer DFD\_Production  
Database ID 39



## ABSSolute Application ReportServer Services

### Avg memory used per ReportServer Service



### Disaster per ABS component

