

Weekly SLA Customer Report

Customer SNG_Production
Database ID 70



Harddisk Usage SNG_PRD_ORACLE1

	Free disk space on / (%)	Total disk space on / (Gb)	Used disk space on / (Gb)	Free disk space on /fp1absbac	Free disk space on /home (%)	Free disk space on /u02 (%)	Total disk space on /u02 (Gb)	Used disk space on /u02 (Gb)
20-11-2021	99	11	0	14	99	11	400	354
19-11-2021	99	11	0	14	99	11	400	355
18-11-2021	99	11	0	14	99	11	400	356
17-11-2021	99	11	0	15	99	11	400	356
16-11-2021	99	11	0	15	99	11	400	355
15-11-2021	99	11	0	15	99	11	400	354
14-11-2021	99	11	0	15	99	11	400	354

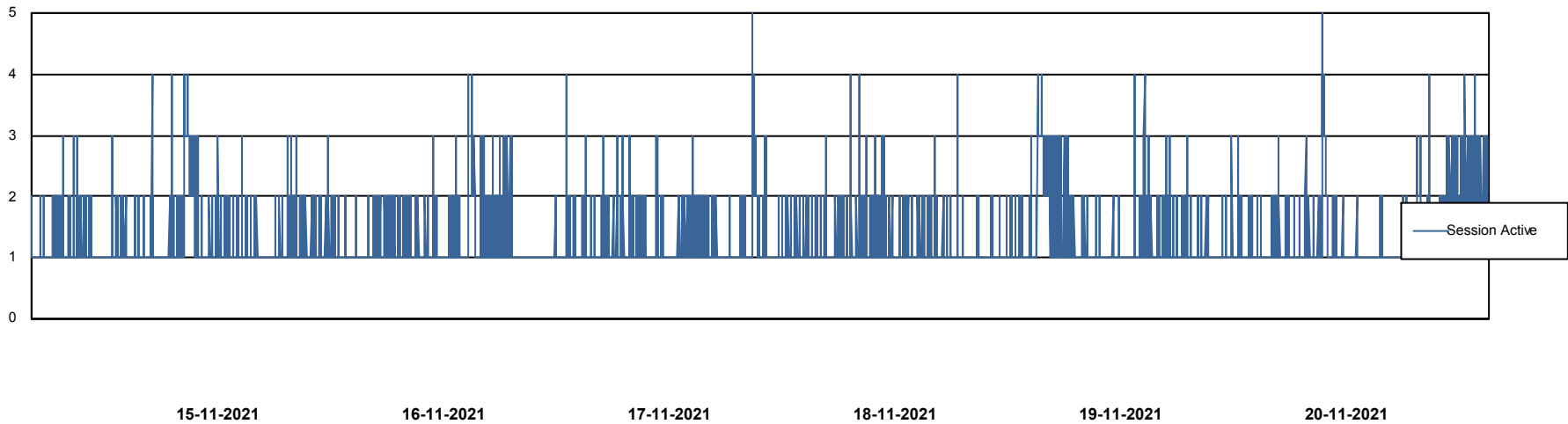
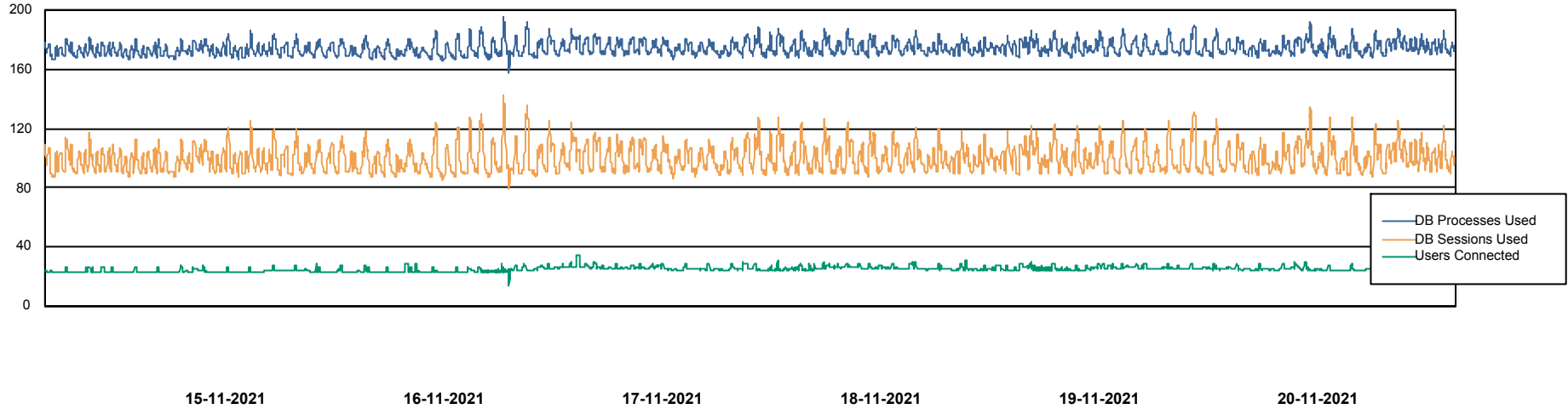
Weekly SLA Customer Report

Customer SNG_Production
Database ID 70



Database Performance SNGDB_Production

DB Processes Max 800
DB Sessions Max 1,224



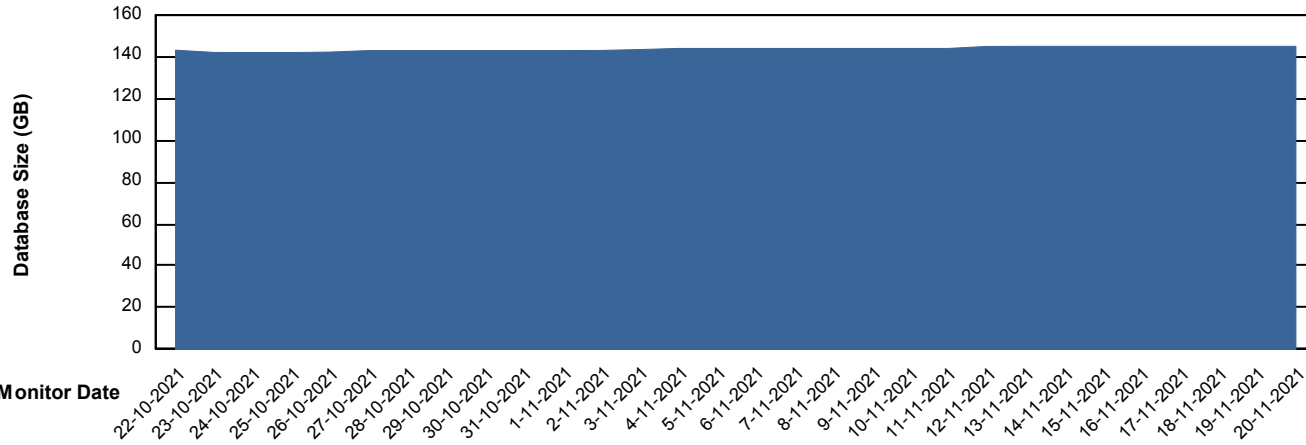
Weekly SLA Customer Report

Customer SNG_Production
 Database ID 70



DATABASE SIZE SNGDB_Production

Database growth over last month



Database Tablespace SNGDB_Production

Date	Tablespace Name	Filesize (Gb)	Usedsize (Gb)	Percentage free
20-11-2021	ABSDATA	38	31	18
	INDX	99	81	18
19-11-2021	ABSDATA	38	31	18
	INDX	99	81	18
18-11-2021	ABSDATA	38	31	18
	INDX	99	81	18
17-11-2021	ABSDATA	38	31	18
	INDX	99	81	18
16-11-2021	ABSDATA	38	31	18
	INDX	99	81	18
15-11-2021	ABSDATA	38	31	18
	INDX	99	80	19
14-11-2021	ABSDATA	38	31	18
	INDX	99	80	19

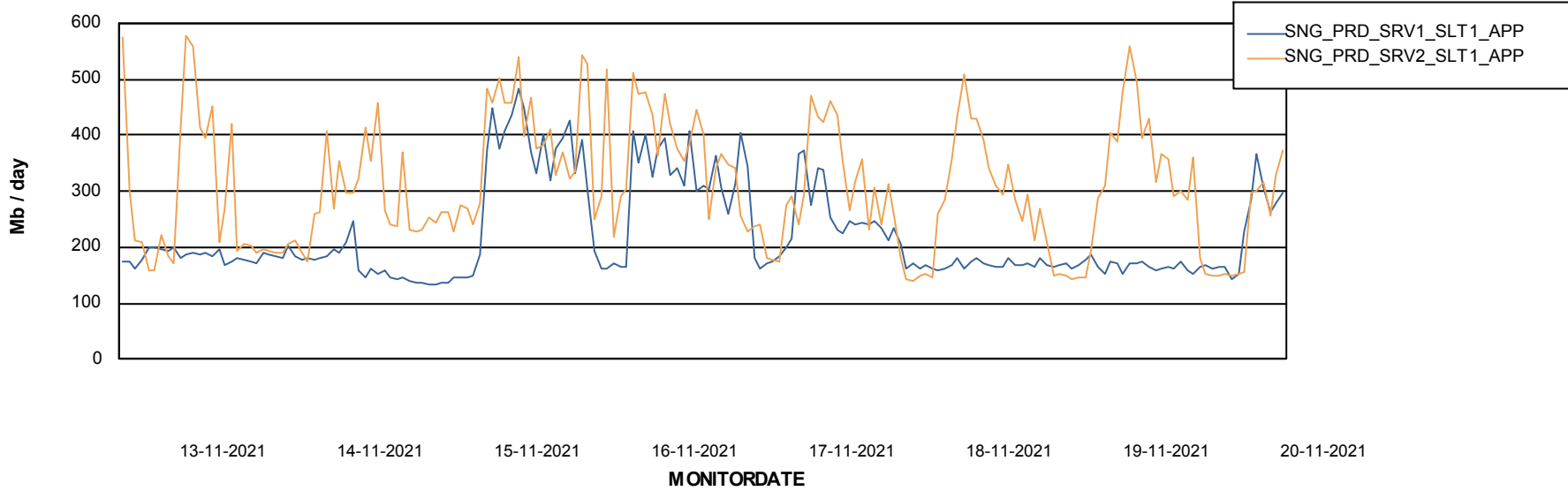
Weekly SLA Customer Report

Customer SNG_Production
Database ID 70

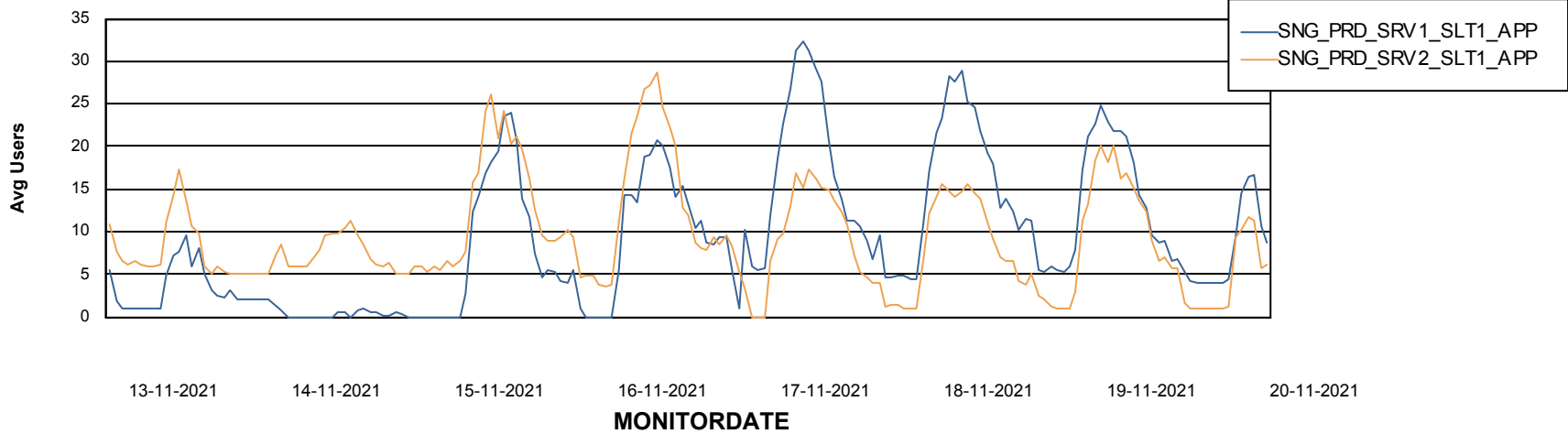


ABSSolute Application Server Services

Avg memory used per ABS Server Service



Avg users per day per ABS server



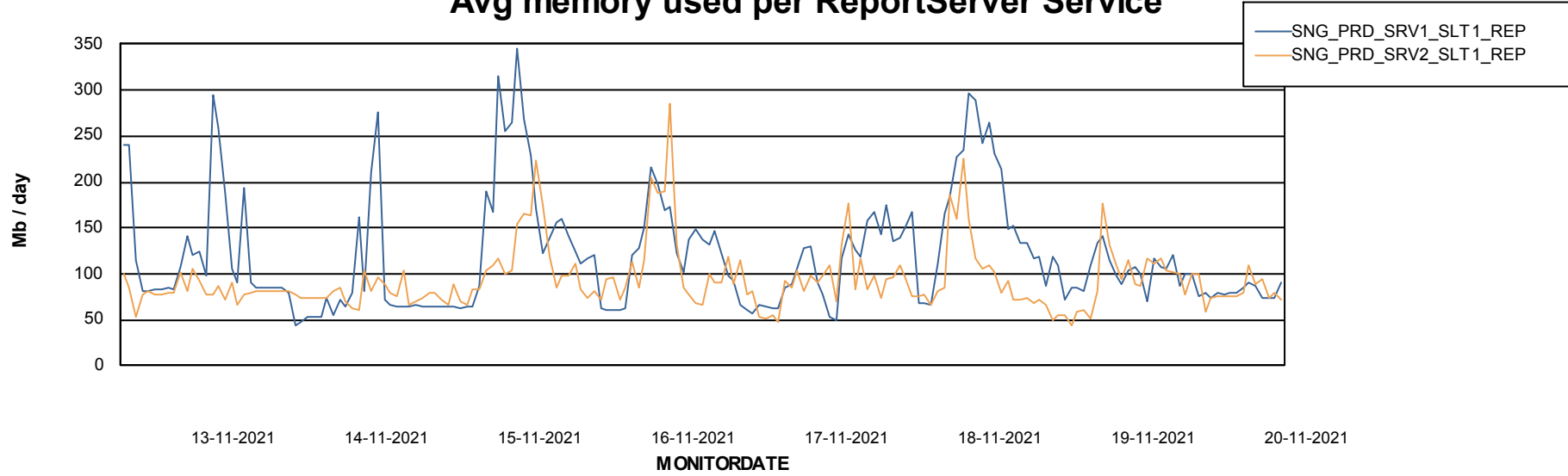
Weekly SLA Customer Report

Customer SNG_Production
Database ID 70



ABSSolute Application ReportServer Services

Avg memory used per ReportServer Service



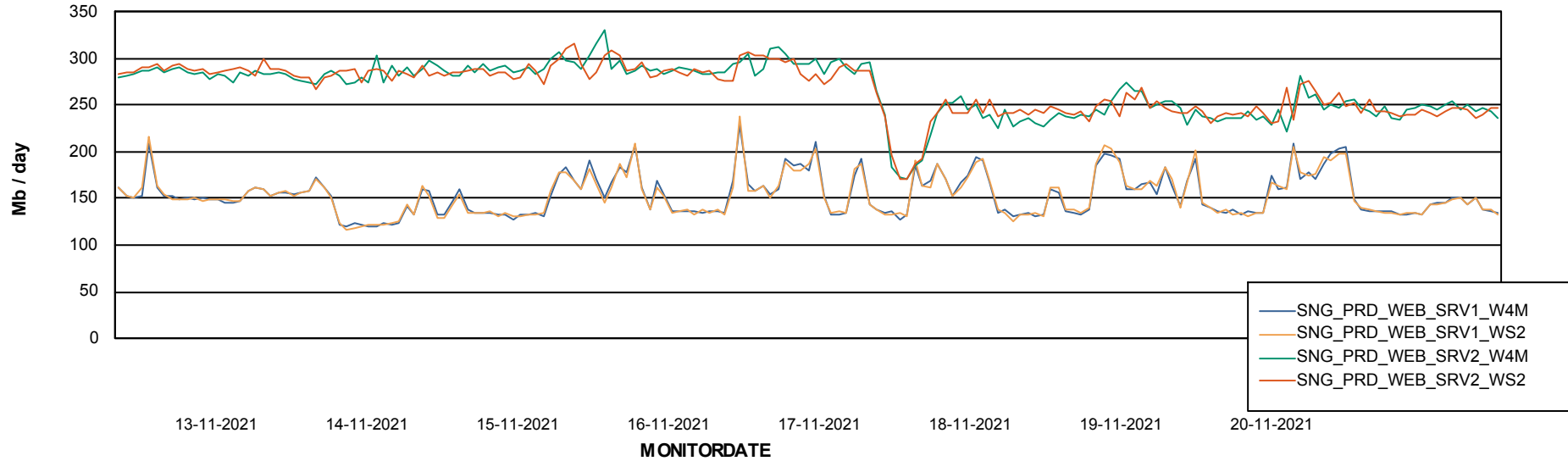
Weekly SLA Customer Report

Customer SNG_Production
Database ID 70



ABSSolute Web Component Services

Avg memory used per ABS Web component



Weekly SLA Customer Report

Customer SNG_Production
Database ID 70



Disaster per ABS component

