

# Weekly SLA Customer Report

Customer DFD\_Production  
 Database ID 39



Harddisk Usage DFD\_PRD\_ABSAPP1

	Free disk space on C: (%)	Total disk space on C: (Gb)	Used disk space on C: (Gb)
20-11-2021	30	90	63
19-11-2021	30	90	63
18-11-2021	30	90	63
17-11-2021	30	90	63
16-11-2021	30	90	63
15-11-2021	30	90	63
14-11-2021	30	90	63

Harddisk Usage DFD\_PRD\_ABSAPP2

	Free disk space on C: (%)	Total disk space on C: (Gb)	Used disk space on C: (Gb)
20-11-2021	45	100	55
19-11-2021	45	100	55
18-11-2021	45	100	55
17-11-2021	45	100	55
16-11-2021	45	100	55
15-11-2021	45	100	55
14-11-2021	45	100	55

# Weekly SLA Customer Report

Customer DFD\_Production  
Database ID 39



## Harddisk Usage DFD\_PRD\_ABSAPP3

	Free disk space on C: (%)	Total disk space on C: (Gb)	Used disk space on C: (Gb)
20-11-2021	21	70	56
19-11-2021	20	70	56
18-11-2021	21	70	56
17-11-2021	21	70	56
16-11-2021	20	70	56
15-11-2021	21	70	56
14-11-2021	21	70	55

## Harddisk Usage DFD\_PRD\_BI1

	Free disk space on C: (%)	Total disk space on C: (Gb)	Used disk space on C: (Gb)	Free disk space on E: (%)	Total disk space on E: (Gb)	Used disk space on E: (Gb)
20-11-2021	79	150	31	17	200	166
19-11-2021	79	150	31	17	200	166
18-11-2021	79	150	31	17	200	166
17-11-2021	79	150	31	17	200	166
16-11-2021	79	150	31	17	200	166
15-11-2021	79	150	31	17	200	166
14-11-2021	79	150	31	17	200	166

# Weekly SLA Customer Report

Customer DFD\_Production  
Database ID 39



Harddisk Usage DFD\_PRD\_ORACLE1

	Free disk space on C: (%)	Total disk space on C: (Gb)	Used disk space on C: (Gb)	Free disk space on D: (%)	Total disk space on D: (Gb)	Used disk space on D: (Gb)	Free disk space on E: (%)	Total disk space on E: (Gb)	Used disk space on E: (Gb)	Free disk space on F: (%)
20-11-2021	27	78	57	75	479	119	18	550	450	66
19-11-2021	27	78	57	75	479	119	18	550	450	66
18-11-2021	27	78	57	75	479	119	18	550	450	66
17-11-2021	27	78	57	75	479	119	18	550	450	66
16-11-2021	27	78	57	75	479	119	18	550	450	66
15-11-2021	27	78	57	75	479	119	18	550	450	66
14-11-2021	27	78	57	75	479	119	18	550	450	66

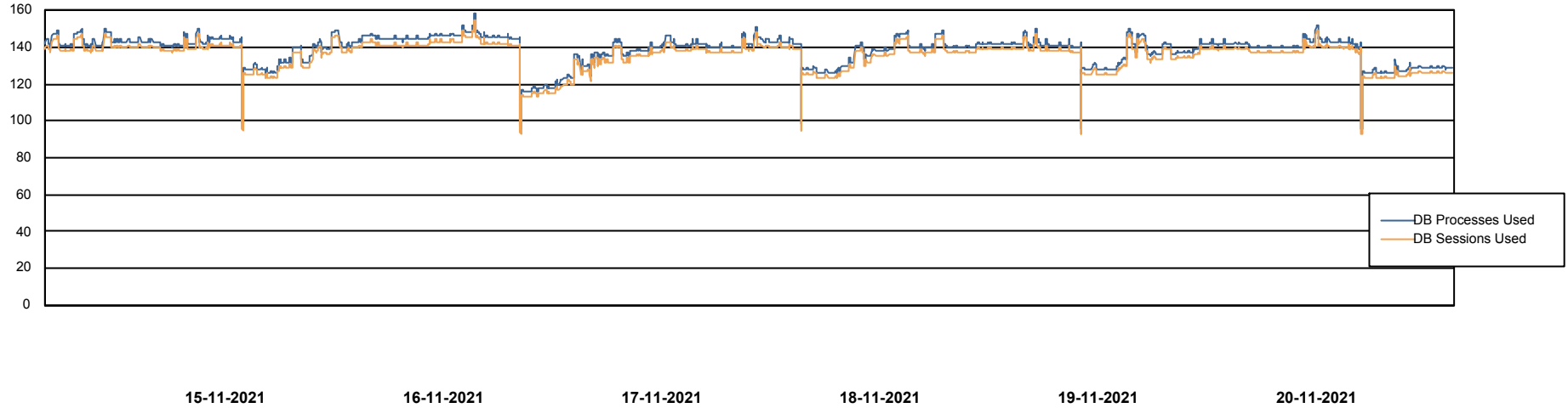
# Weekly SLA Customer Report

Customer DFD\_Production  
Database ID 39



## Database Performance DFDDDB\_Production

DB Processes Max 4  
DB Sessions Max 600



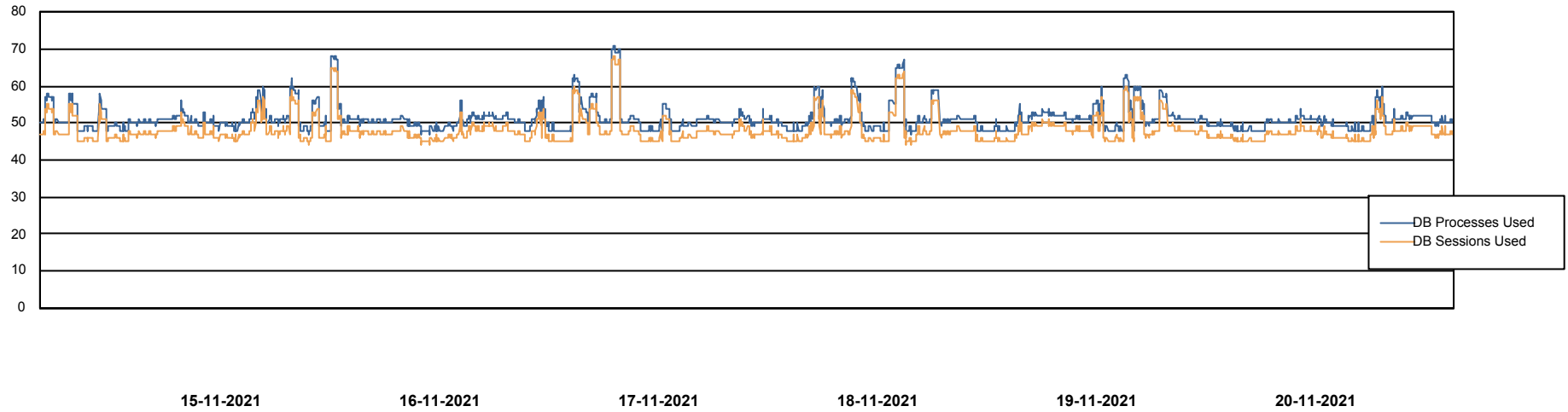
# Weekly SLA Customer Report

Customer DFD\_Production  
Database ID 39



Database Performance DFDDDBI\_Production

DB Processes Max 500



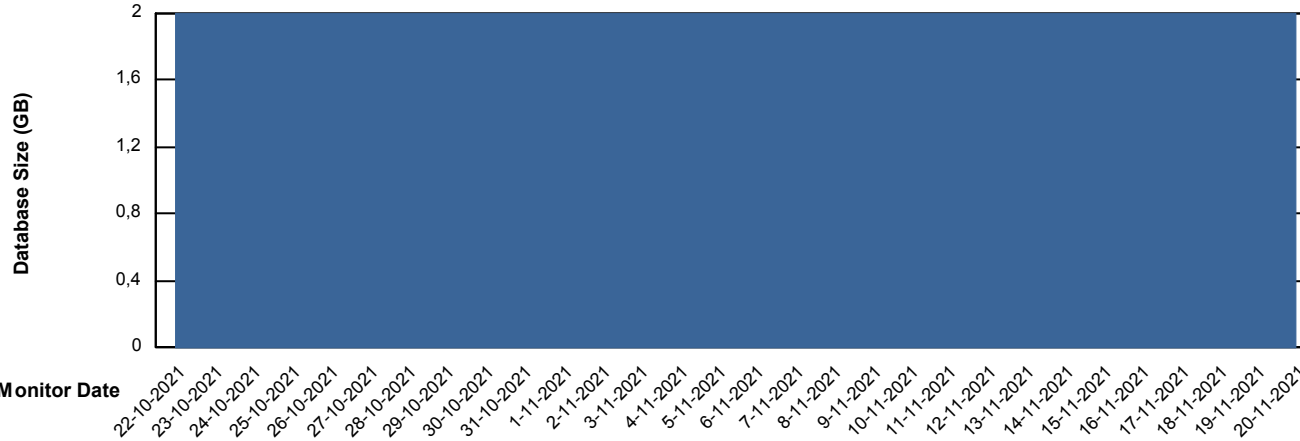
# Weekly SLA Customer Report

Customer DFD\_Production  
 Database ID 39



DATABASE SIZE DFDDDB\_Production

## Database growth over last month



Database Tablespace DFDDDB\_Production

Date	Tablespace Name	Filesize (Gb)	Usedsize (Gb)	Percentage free
20-11-2021	ABSDATA	83	0	100
	INDX	161	0	100
19-11-2021	ABSDATA	83	0	100
	INDX	161	0	100
18-11-2021	ABSDATA	83	0	100
	INDX	161	0	100
17-11-2021	ABSDATA	83	0	100
	INDX	161	0	100
16-11-2021	ABSDATA	83	0	100
	INDX	161	0	100
15-11-2021	ABSDATA	83	0	100
	INDX	161	0	100
14-11-2021	ABSDATA	83	0	100
	INDX	161	0	100

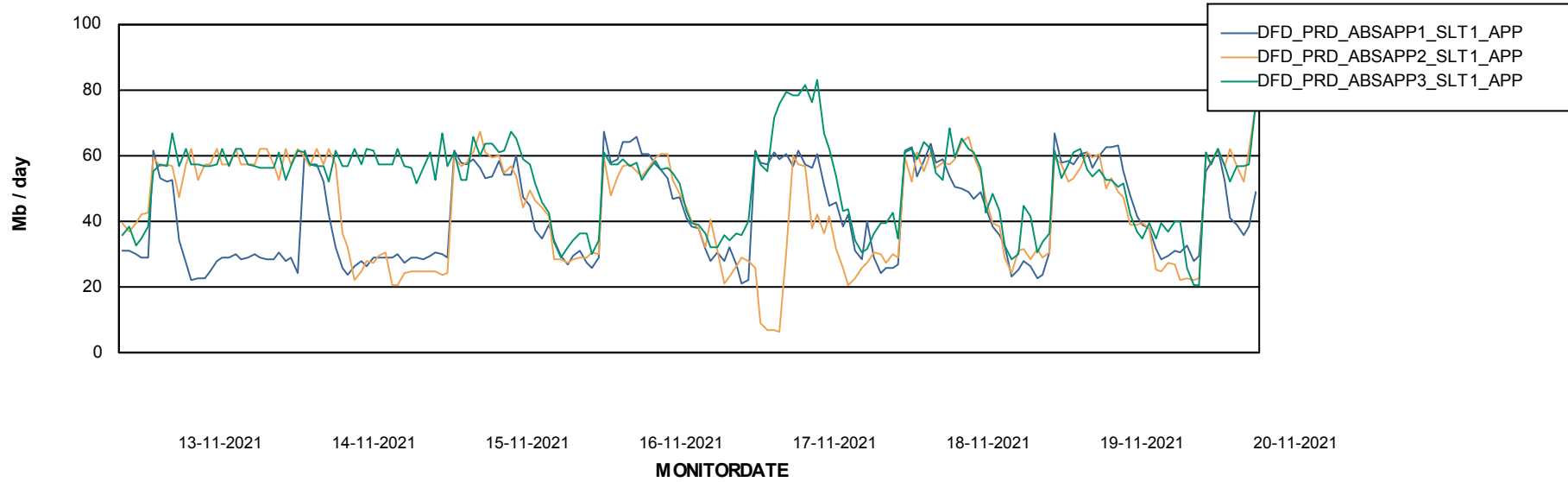
# Weekly SLA Customer Report

Customer DFD\_Production  
Database ID 39

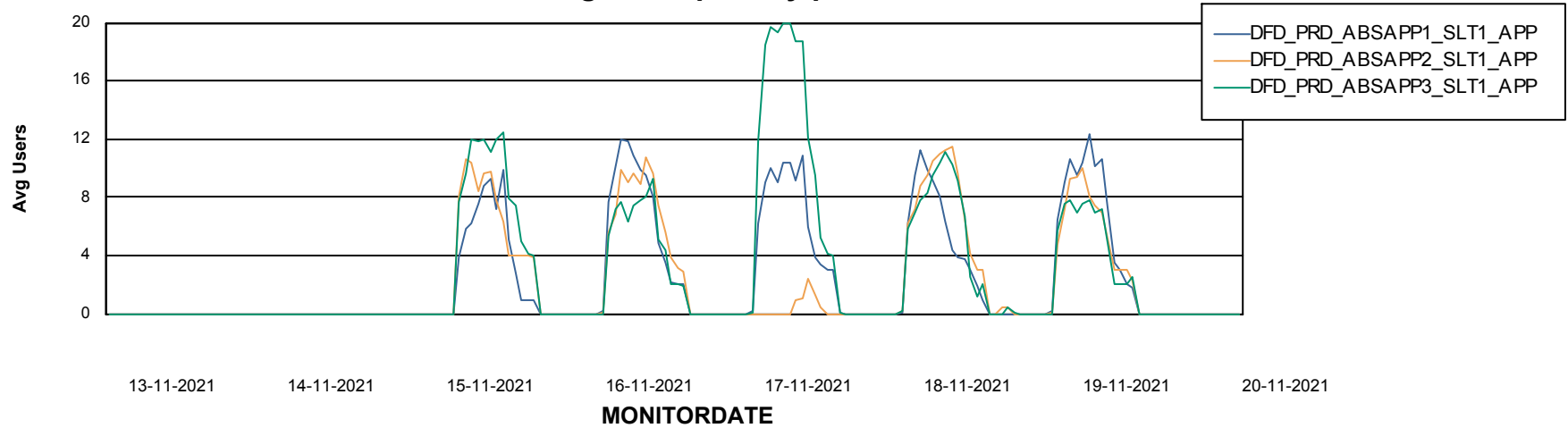


## ABSSolute Application Server Services

### Avg memory used per ABS Server Service



### Avg users per day per ABS server



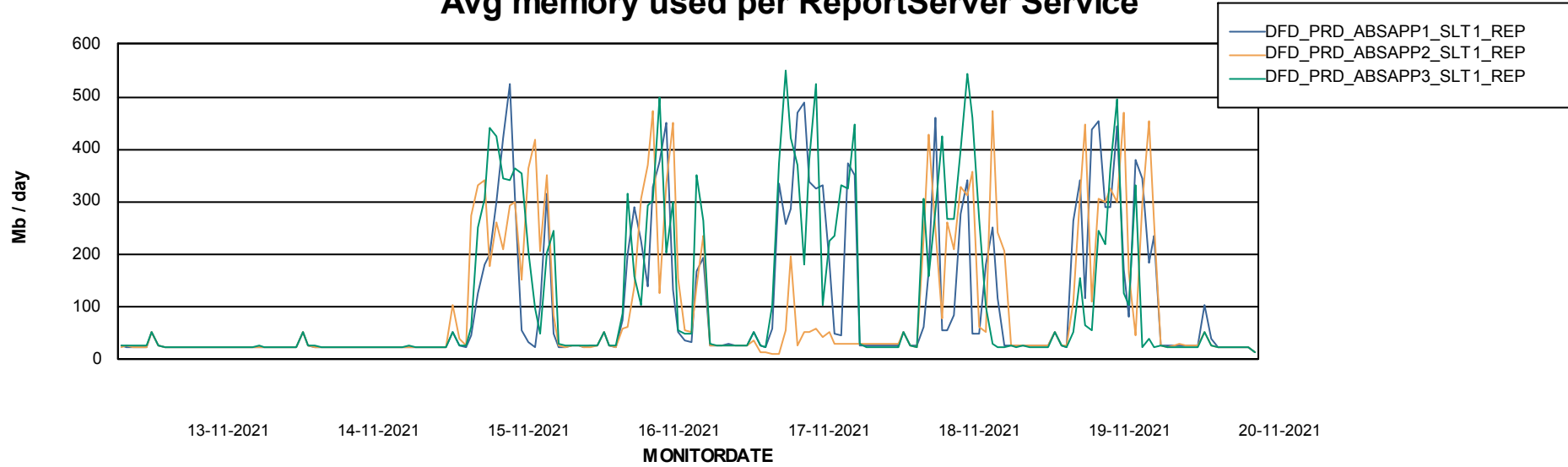
# Weekly SLA Customer Report

Customer DFD\_Production  
Database ID 39



## ABSSolute Application ReportServer Services

### Avg memory used per ReportServer Service



### Disaster per ABS component

