

Weekly SLA Customer Report

Customer BNL_Production
 Database ID 83



Harddisk Usage BNL_PRD_Oracle_vm-absd01

	Free disk space on C: (%)	Total disk space on C: (Gb)	Used disk space on C: (Gb)	Free disk space on D: (%)	Total disk space on D: (Gb)	Used disk space on D: (Gb)	Free disk space on E: (%)	Total disk space on E: (Gb)	Used disk space on E: (Gb)	Free disk space on F: (%)
6-11-2021	57	127	54	22	1,013	794	74	506	132	33
5-11-2021	57	127	54	21	1,013	802	76	506	124	33
4-11-2021	57	127	54	17	1,013	837	75	506	129	33
3-11-2021	57	127	54	26	1,013	745	75	506	128	33
2-11-2021	57	127	54	28	1,013	729	73	506	135	33
1-11-2021	57	127	54	32	1,013	688	76	506	123	33
31-10-2021	57	127	54	28	1,013	732	76	506	119	33

Harddisk Usage BNL_PRD_bsnlp-vm-absw01

	Free disk space on C: (%)	Total disk space on C: (Gb)	Used disk space on C: (Gb)	Free disk space on D: (%)	Total disk space on D: (Gb)	Used disk space on D: (Gb)	Free disk space on E: (%)	Total disk space on E: (Gb)	Used disk space on E: (Gb)
6-11-2021	71	127	37	98	128	2	90	16	2
5-11-2021	71	127	36	98	128	2	90	16	2
4-11-2021	71	127	37	98	128	2	90	16	2
3-11-2021	71	127	37	98	128	2	90	16	2
2-11-2021	71	127	37	98	128	2	90	16	2
1-11-2021	71	127	37	98	128	2	90	16	2
31-10-2021	71	127	37	98	128	2	90	16	2

Weekly SLA Customer Report

Customer BNL_Production
Database ID 83



Harddisk Usage BNL_PRD_vm-absa01

	Free disk space on C: (%)	Total disk space on C: (Gb)	Used disk space on C: (Gb)	Free disk space on D: (%)	Total disk space on D: (Gb)	Used disk space on D: (Gb)	Free disk space on E: (%)	Total disk space on E: (Gb)	Used disk space on E: (Gb)
6-11-2021	75	127	31	91	127	11	92	64	5
5-11-2021	75	127	31	91	127	11	92	64	5
4-11-2021	75	127	31	91	127	11	92	64	5
3-11-2021	75	127	31	91	127	11	92	64	5
2-11-2021	75	127	31	91	127	11	92	64	5
1-11-2021	75	127	31	91	127	11	92	64	5
31-10-2021	75	127	31	91	127	11	92	64	5

Harddisk Usage BNL_PRD_vm-absa02

	Free disk space on C: (%)	Total disk space on C: (Gb)	Used disk space on C: (Gb)	Free disk space on D: (%)	Total disk space on D: (Gb)	Used disk space on D: (Gb)	Free disk space on F: (%)	Total disk space on F: (Gb)	Used disk space on F: (Gb)
6-11-2021	77	127	29	84	127	20	92	64	5
5-11-2021	77	127	29	84	127	20	92	64	5
4-11-2021	77	127	29	85	127	20	92	64	5
3-11-2021	77	127	29	85	127	20	92	64	5
2-11-2021	77	127	29	85	127	20	92	64	5
1-11-2021	77	127	29	85	127	20	92	64	5
31-10-2021	77	127	29	85	127	20	92	64	5

Weekly SLA Customer Report

Customer BNL_Production
Database ID 83



Harddisk Usage BNL_PRD_vm-absa03

	Free disk space on C: (%)	Total disk space on C: (Gb)	Used disk space on C: (Gb)	Free disk space on D: (%)	Total disk space on D: (Gb)	Used disk space on D: (Gb)	Free disk space on F: (%)	Total disk space on F: (Gb)	Used disk space on F: (Gb)
6-11-2021	69	127	40	72	127	36	92	64	5
5-11-2021	69	127	40	72	127	36	92	64	5
4-11-2021	69	127	40	72	127	36	92	64	5
3-11-2021	69	127	40	72	127	36	92	64	5
2-11-2021	69	127	40	72	127	36	92	64	5
1-11-2021	69	127	40	72	127	36	92	64	5
31-10-2021	69	127	40	72	127	36	92	64	5

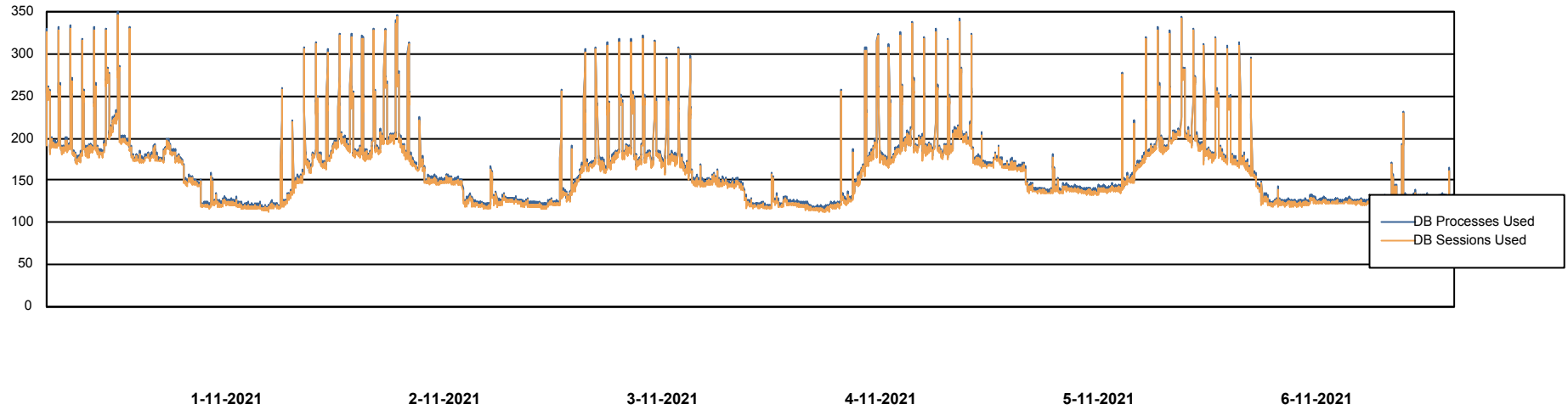
Weekly SLA Customer Report

Customer BNL_Production
Database ID 83



Database Performance BNLDB_Production

DB Processes Max 0
DB Processes Max 700
DB Processes Max 20



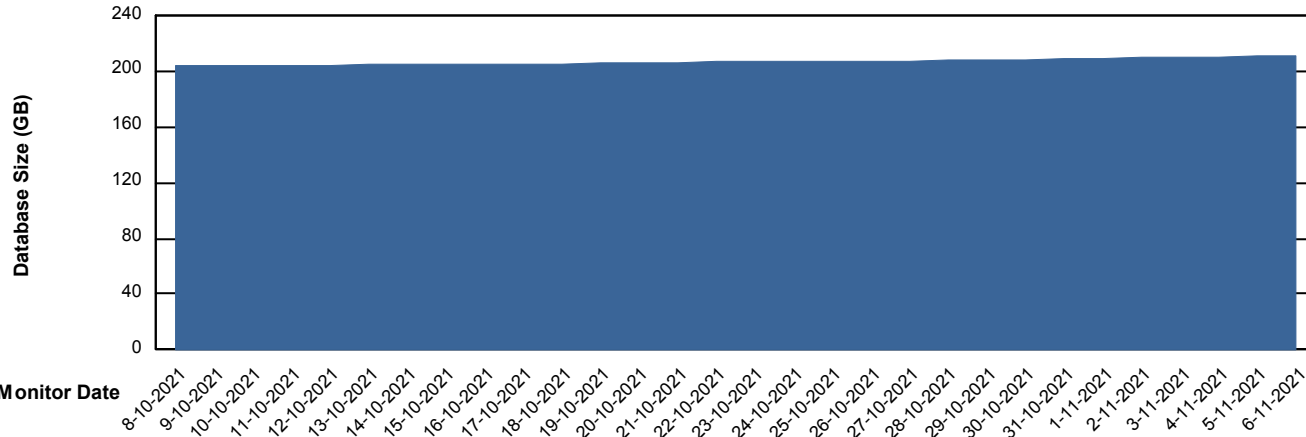
Weekly SLA Customer Report

Customer BNL_Production
 Database ID 83



DATABASE SIZE BNLDB_Production

Database growth over last month



Database Tablespace BNLDB_Production

Date	Tablespace Name	Filesize (Gb)	Usedsize (Gb)	Percentage free
6-11-2021	ABSDATA	122	68	44
	INDX	340	141	58
5-11-2021	ABSDATA	122	68	44
	INDX	340	141	58
4-11-2021	ABSDATA	122	68	44
	INDX	340	141	59
3-11-2021	ABSDATA	122	68	44
	INDX	340	140	59
2-11-2021	ABSDATA	122	68	44
	INDX	340	140	59
1-11-2021	ABSDATA	122	68	44
	INDX	340	140	59
31-10-2021	ABSDATA	122	68	44
	INDX	340	140	59

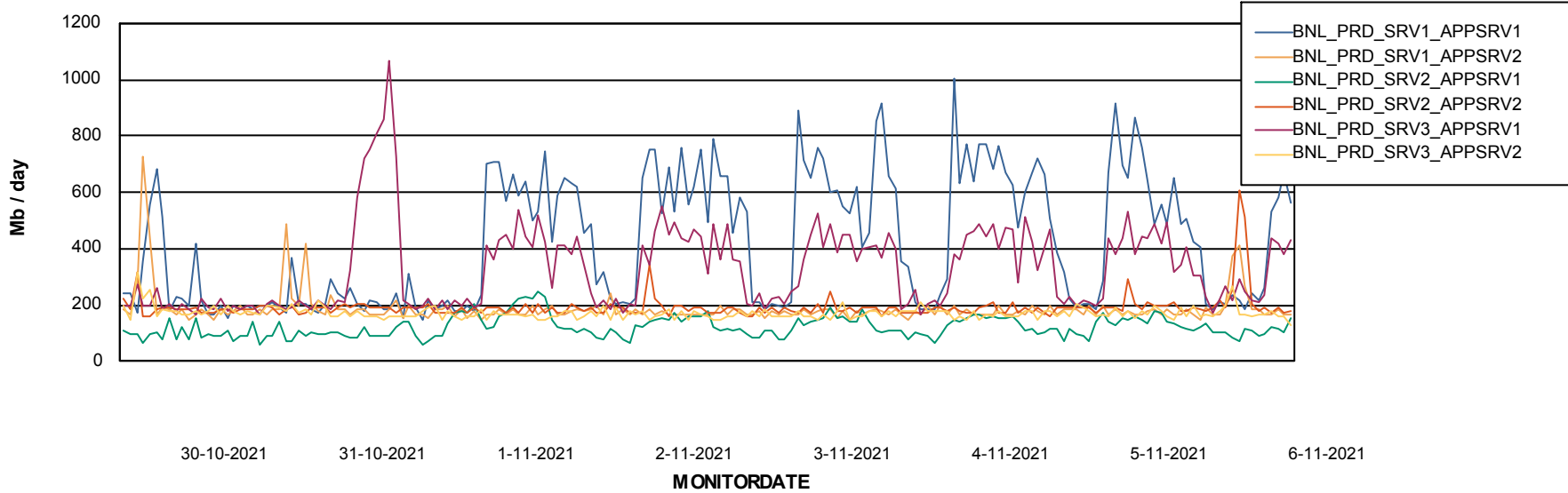
Weekly SLA Customer Report

Customer BNL_Production
Database ID 83

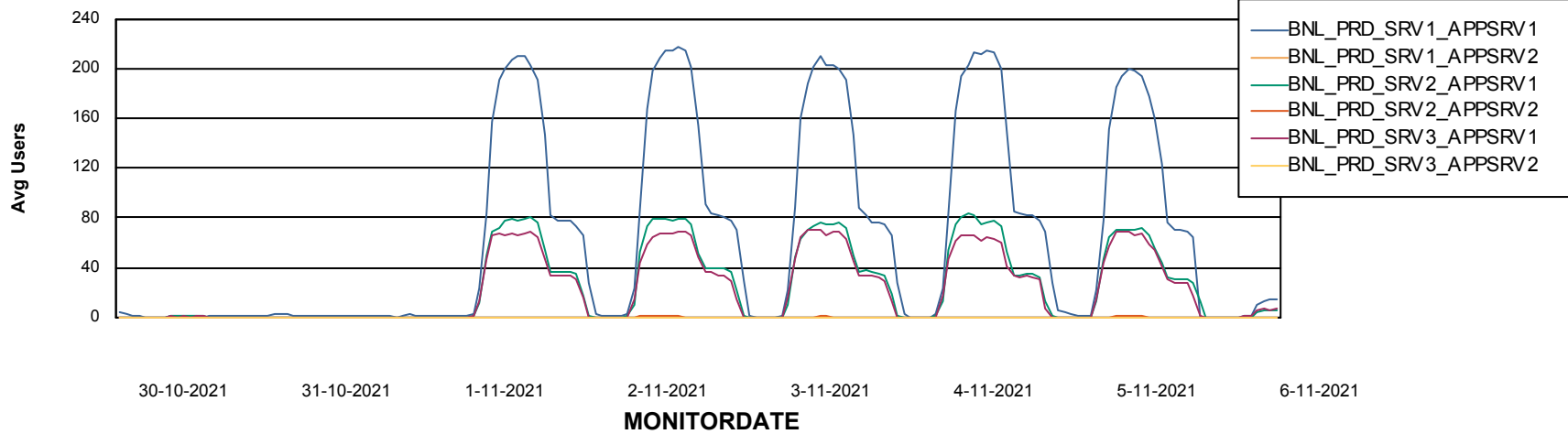


ABSSolute Application Server Services

Avg memory used per ABS Server Service



Avg users per day per ABS server



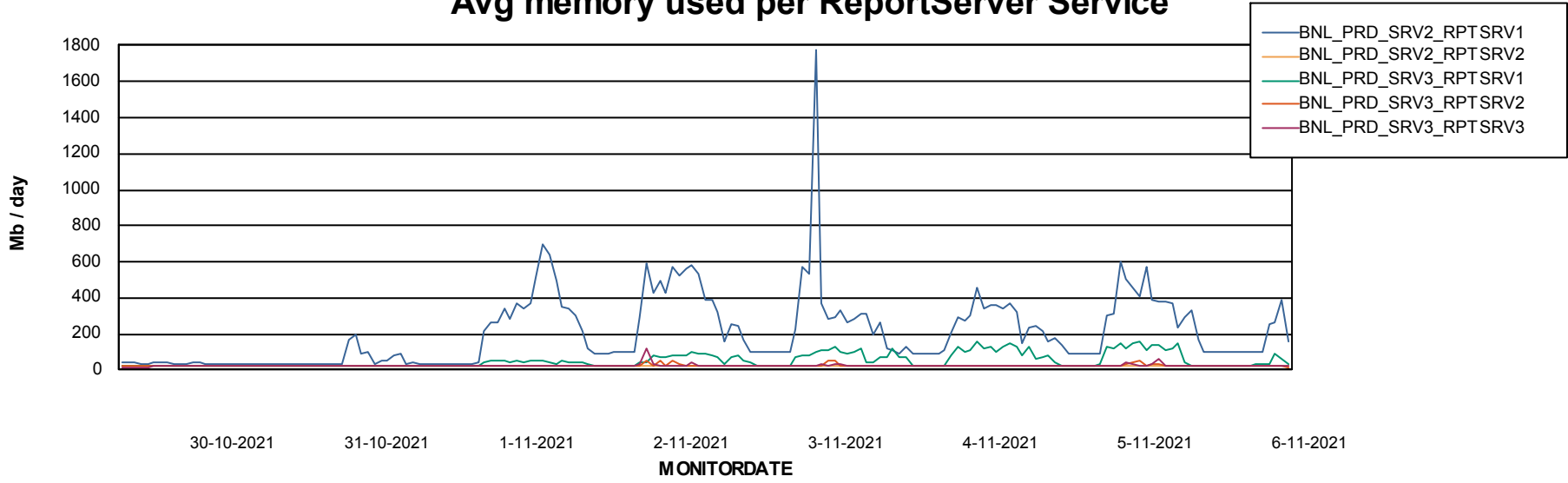
Weekly SLA Customer Report

Customer BNL_Production
Database ID 83



ABSSolute Web Component Services

Avg memory used per ReportServer Service



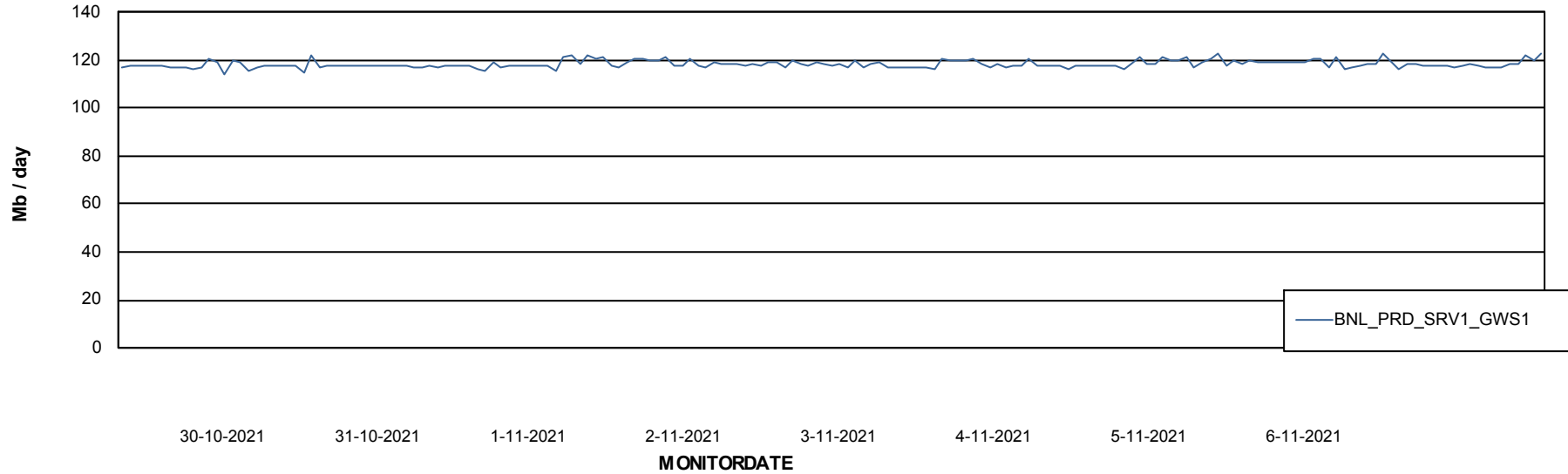
Weekly SLA Customer Report

Customer BNL_Production
Database ID 83



ABSSolute Web Component Services

Avg memory used per ABS Web component



Weekly SLA Customer Report

Customer BNL_Production
Database ID 83



Disaster per ABS component

