

Weekly SLA Customer Report

Customer PCO_Production
Database ID 44



Harddisk Usage PCO_PRD_ORACLE1

	Free disk space on C: (%)	Total disk space on C: (Gb)	Used disk space on C: (Gb)	Free disk space on D: (%)	Total disk space on D: (Gb)	Used disk space on D: (Gb)
30-10-2021	57	447	194	20	1,676	1,344
29-10-2021	57	447	194	20	1,676	1,339
28-10-2021	57	447	194	20	1,676	1,339
27-10-2021	57	447	194	20	1,676	1,339
26-10-2021	57	447	194	20	1,676	1,339
25-10-2021	57	447	194	20	1,676	1,339
24-10-2021	57	447	194	20	1,676	1,339

Harddisk Usage PCO_PRD_ORACLE2

	Free disk space on C: (%)	Total disk space on C: (Gb)	Used disk space on C: (Gb)	Free disk space on D: (%)	Total disk space on D: (Gb)	Used disk space on D: (Gb)
30-10-2021	82	279	50	21	838	661
29-10-2021	82	279	50	21	838	661
28-10-2021	82	279	50	21	838	661
27-10-2021	82	279	50	21	838	661
26-10-2021	82	279	50	21	838	661
25-10-2021	82	279	50	21	838	661
24-10-2021	82	279	50	21	838	661

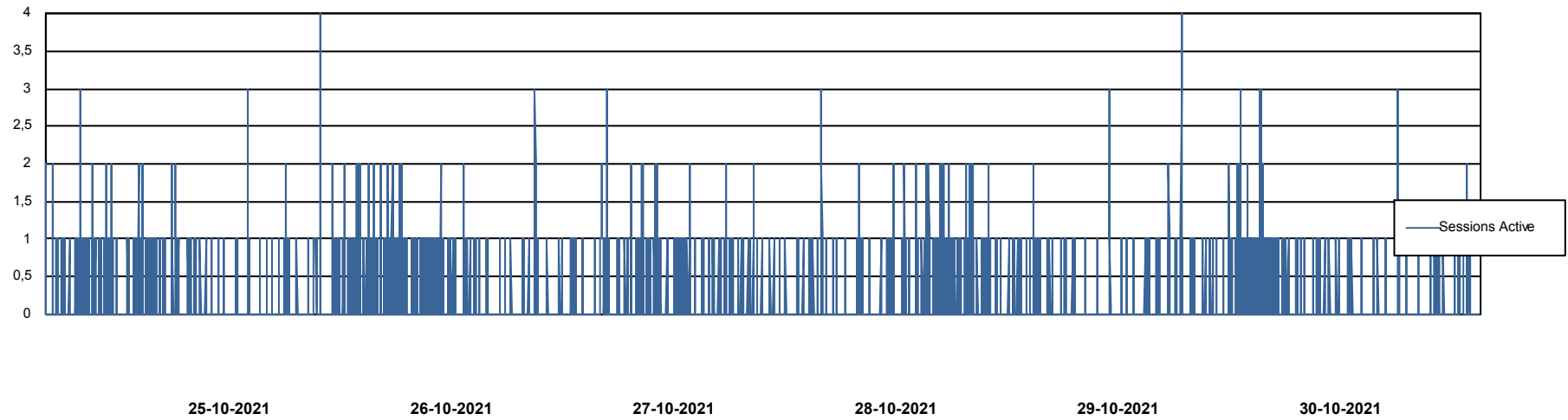
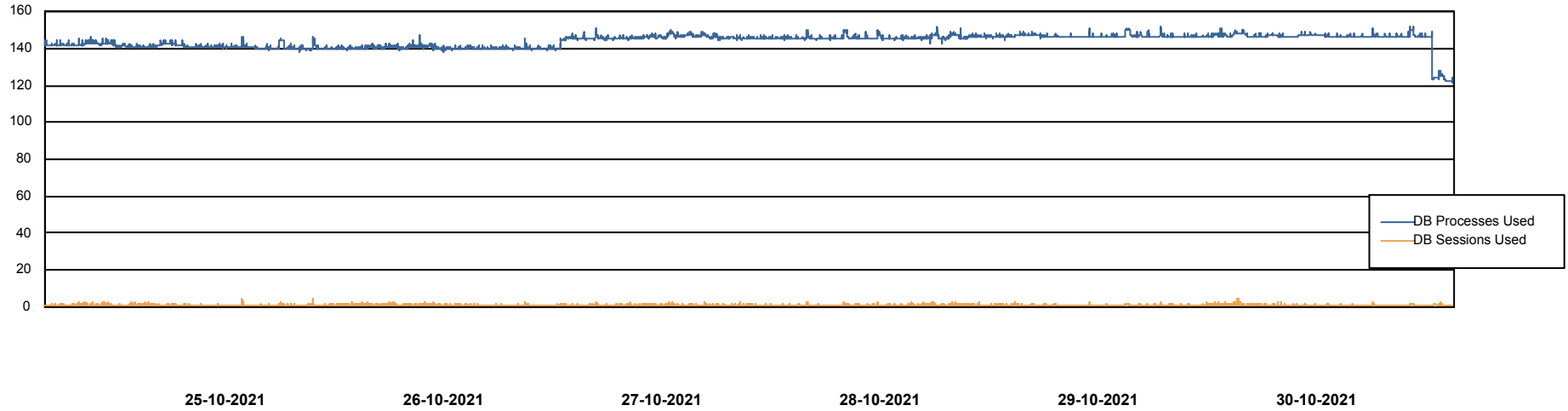
Weekly SLA Customer Report

Customer PCO_Production
Database ID 44



Database Performance PCODB_Production

DB Processes Max 350



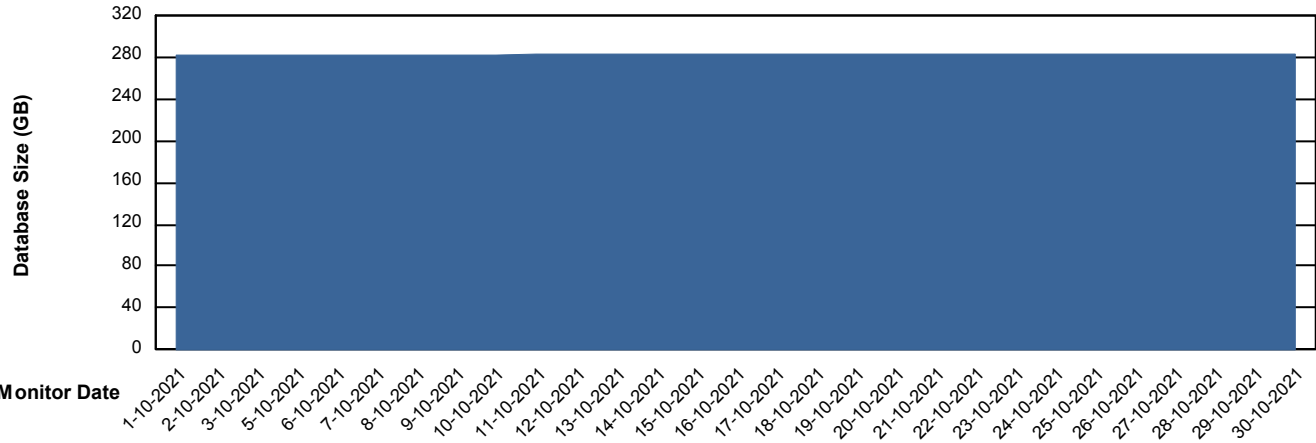
Weekly SLA Customer Report

Customer PCO_Production
 Database ID 44



DATABASE SIZE PCODB_Production

Database growth over last month



Database Tablespace PCODB_Production

Date	Tablespace Name	Filesize (Gb)	Usedsize (Gb)	Percentage free
30-10-2021	ABSDATA	238	109	54
	INDX	329	173	48
29-10-2021	ABSDATA	238	109	54
	INDX	329	173	48
28-10-2021	ABSDATA	238	109	54
	INDX	329	172	48
27-10-2021	ABSDATA	238	109	54
	INDX	329	172	48
26-10-2021	ABSDATA	238	109	54
	INDX	329	172	48
25-10-2021	ABSDATA	238	109	54
	INDX	329	172	48
24-10-2021	ABSDATA	238	109	54
	INDX	329	172	48