

Weekly SLA Customer Report

Customer PCO_Production
Database ID 44



Harddisk Usage PCO_PRD_ORACLE1

	Free disk space on C: (%)	Total disk space on C: (Gb)	Used disk space on C: (Gb)	Free disk space on D: (%)	Total disk space on D: (Gb)	Used disk space on D: (Gb)
23-10-2021	57	447	194	21	1,676	1,328
22-10-2021	57	447	194	20	1,676	1,339
21-10-2021	57	447	194	20	1,676	1,341
20-10-2021	57	447	194	20	1,676	1,343
19-10-2021	57	447	194	20	1,676	1,343
18-10-2021	57	447	194	20	1,676	1,343
17-10-2021	57	447	194	20	1,676	1,343

Harddisk Usage PCO_PRD_ORACLE2

	Free disk space on C: (%)	Total disk space on C: (Gb)	Used disk space on C: (Gb)	Free disk space on D: (%)	Total disk space on D: (Gb)	Used disk space on D: (Gb)
23-10-2021	82	279	50	21	838	661
22-10-2021	82	279	49	21	838	661
21-10-2021	82	279	49	21	838	663
20-10-2021	82	279	49	21	838	665
19-10-2021	82	279	49	21	838	665
18-10-2021	82	279	49	21	838	665
17-10-2021	82	279	49	21	838	665

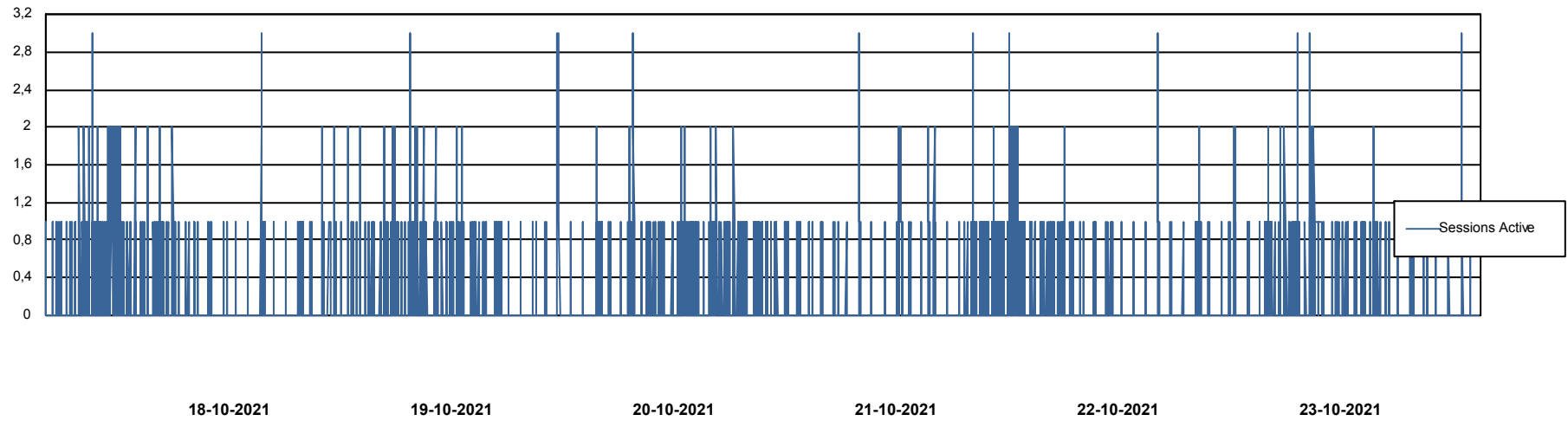
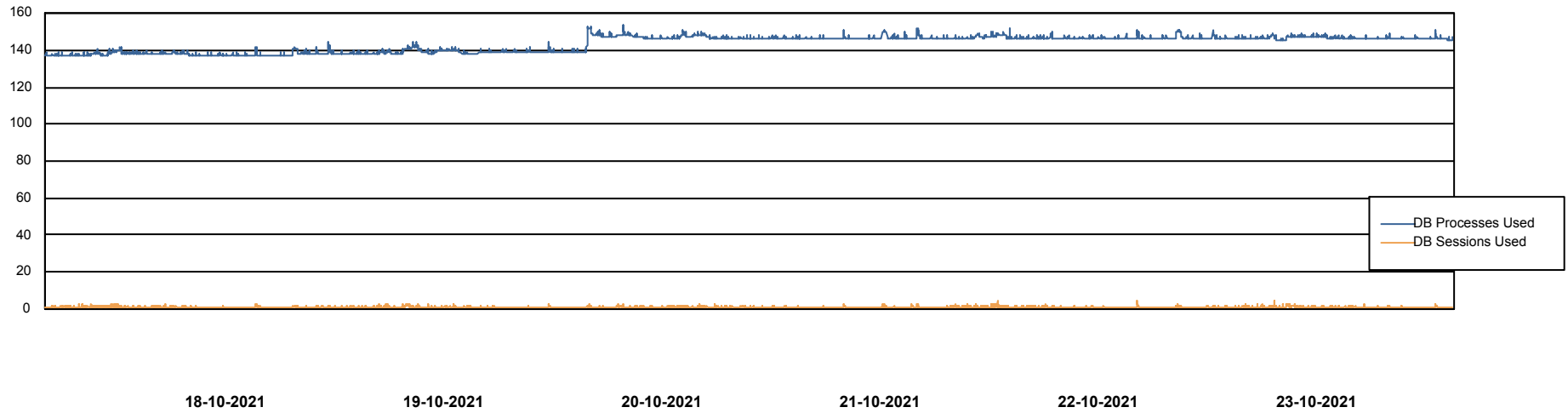
Weekly SLA Customer Report

Customer PCO_Production
Database ID 44



Database Performance PCODB_Production

DB Processes Max 350



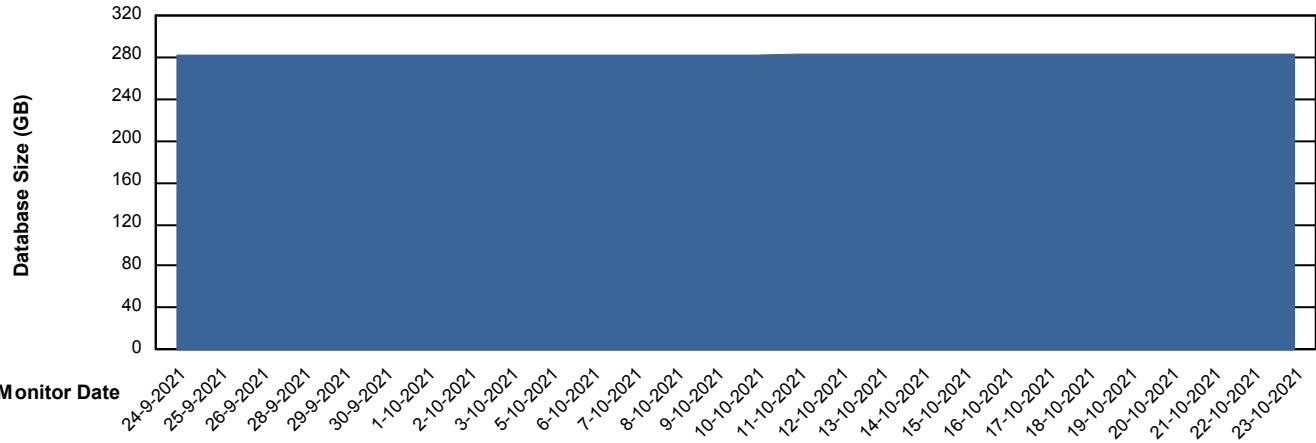
Weekly SLA Customer Report

Customer PCO_Production
 Database ID 44



DATABASE SIZE PCODB_Production

Database growth over last month



Database Tablespace PCODB_Production

Date	Tablespace Name	Filesize (Gb)	Usedsize (Gb)	Percentage free
23-10-2021	ABSDATA	238	109	54
	INDX	329	172	48
22-10-2021	ABSDATA	238	109	54
	INDX	329	172	48
21-10-2021	ABSDATA	238	109	54
	INDX	329	172	48
20-10-2021	ABSDATA	238	109	54
	INDX	329	172	48
19-10-2021	ABSDATA	238	109	54
	INDX	329	172	48
18-10-2021	ABSDATA	238	109	54
	INDX	329	172	48
17-10-2021	ABSDATA	238	109	54
	INDX	329	172	48