

# Weekly SLA Customer Report

Customer PUS Production  
Database ID 79



## Harddisk Usage PUS\_PRD\_GTH-ABS01

	Free disk space on / (%)	Total disk space on / (Gb)	Used disk space on / (Gb)	Free disk space on /abs (%)	Total disk space on /abs (Gb)	Used disk space on /abs (Gb)	Free disk space on /home (%)	Free disk space on /u01 (%)	Total disk space on /u01 (Gb)	Used disk space on /u01 (Gb)
16-10-2021	74	17	4	64	55	20	74	8	50	46
15-10-2021	74	17	4	64	55	20	74	8	50	46
14-10-2021	74	17	4	64	55	20	74	8	50	46
13-10-2021	74	17	4	64	55	20	74	8	50	46
12-10-2021	74	17	4	64	55	20	74	8	50	46
11-10-2021	74	17	4	64	55	20	74	8	50	46
10-10-2021	74	17	4	64	55	20	74	8	50	46

## Harddisk Usage PUS\_PRD\_GTH-ABS01-STB

	Free disk space on / (%)	Total disk space on / (Gb)	Used disk space on / (Gb)	Free disk space on /home (%)	Free disk space on /u01 (%)	Total disk space on /u01 (Gb)	Free disk space on /u02 (%)	Total disk space on /u02 (Gb)	Used disk space on /u02 (Gb)
16-10-2021	92	17	1	92	41	20	35	150	98
15-10-2021	92	17	1	92	41	20	34	150	100
14-10-2021	92	17	1	92	41	20	31	150	103
13-10-2021	92	17	1	92	41	20	33	150	101
12-10-2021	92	17	1	92	41	20	34	150	99
11-10-2021	92	17	1	92	41	20	34	150	99
10-10-2021	92	17	1	92	41	20	34	150	99

# Weekly SLA Customer Report

Customer PUS Production  
Database ID 79



Harddisk Usage PUS\_PRD\_GTH-ABSBI01

	Free disk space on / (%)	Total disk space on / (Gb)	Used disk space on / (Gb)	Free disk space on /abs (%)	Total disk space on /abs (Gb)	Used disk space on /abs (Gb)	Free disk space on /home (%)	Free disk space on /u01 (%)	Total disk space on /u01 (Gb)	Used disk space on /u01 (Gb)
16-10-2021	84	13	2	58	50	21	84	49	50	25
15-10-2021	84	13	2	58	50	21	84	49	50	25
14-10-2021	84	13	2	58	50	21	84	49	50	25
13-10-2021	84	13	2	58	50	21	84	49	50	25
12-10-2021	84	13	2	58	50	21	84	49	50	25
11-10-2021	84	13	2	58	50	21	84	49	50	25
10-10-2021	84	13	2	58	50	21	84	49	50	25

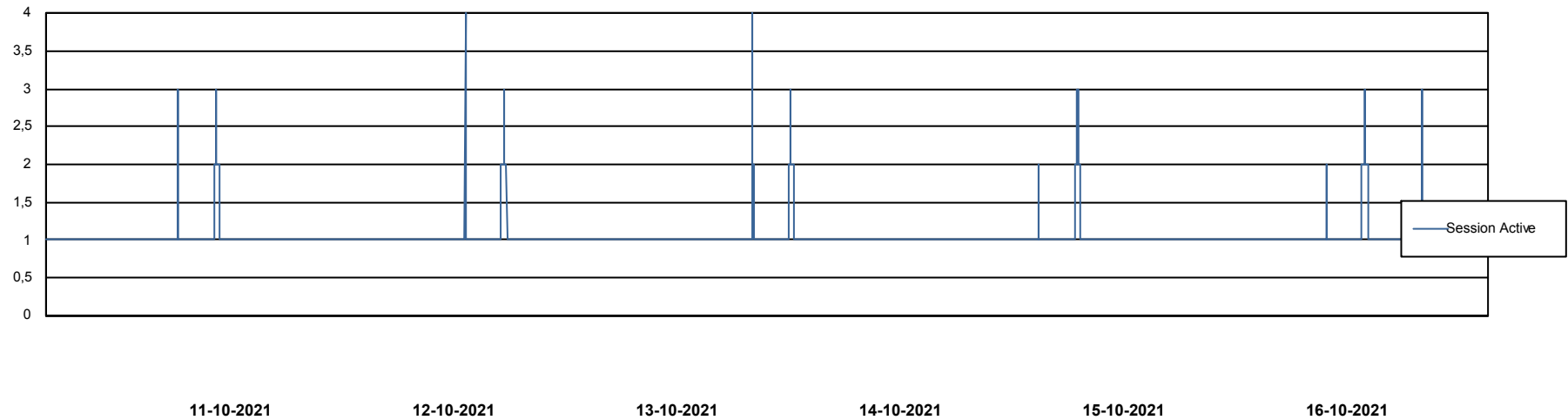
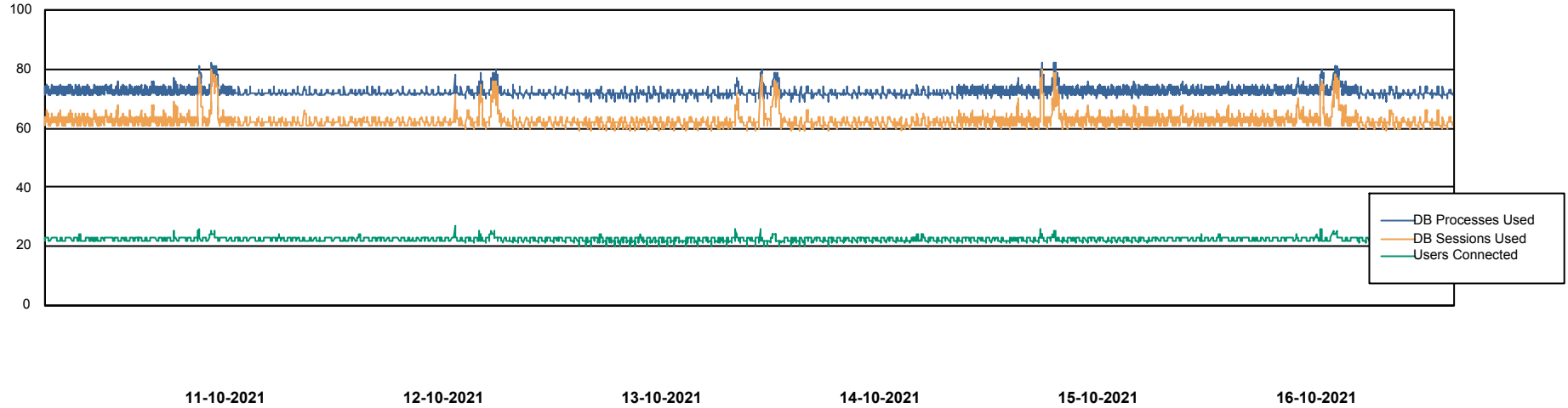
# Weekly SLA Customer Report

Customer PUS Production  
Database ID 79



## Database Performance PUSDB\_BI

DB Processes Max 300  
DB Sessions Max 472



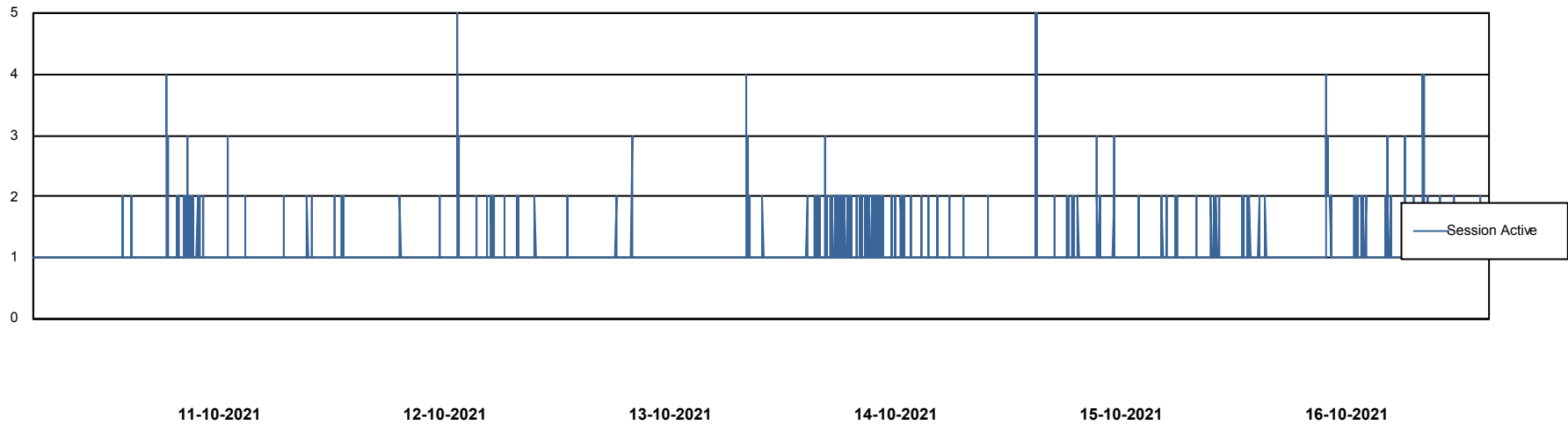
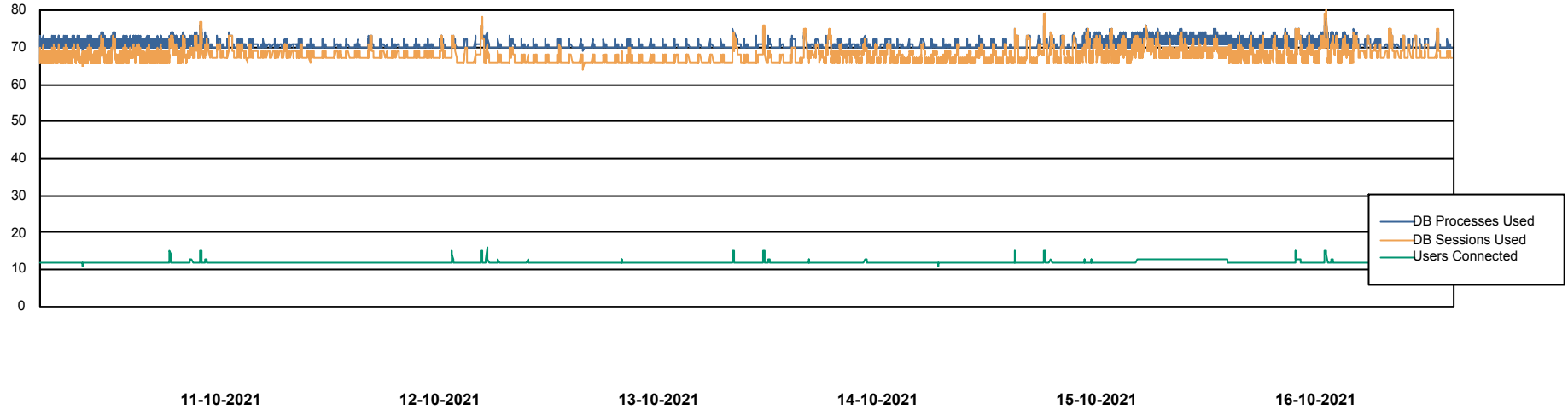
# Weekly SLA Customer Report

Customer PUS Production  
Database ID 79



## Database Performance PUSDB\_Production

DB Processes Max 600  
DB Sessions Max 924



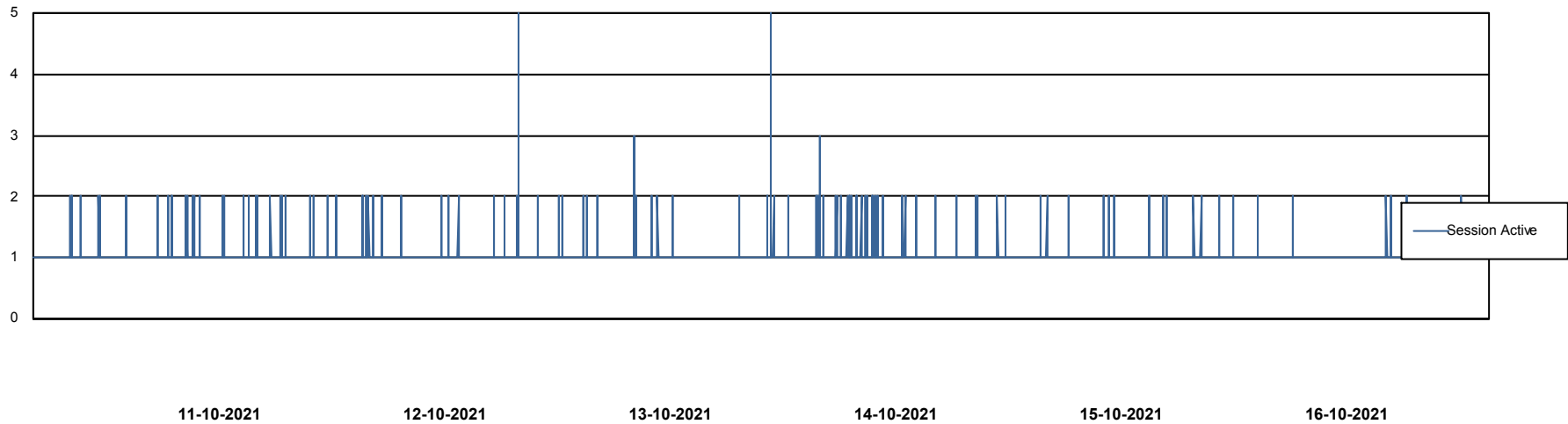
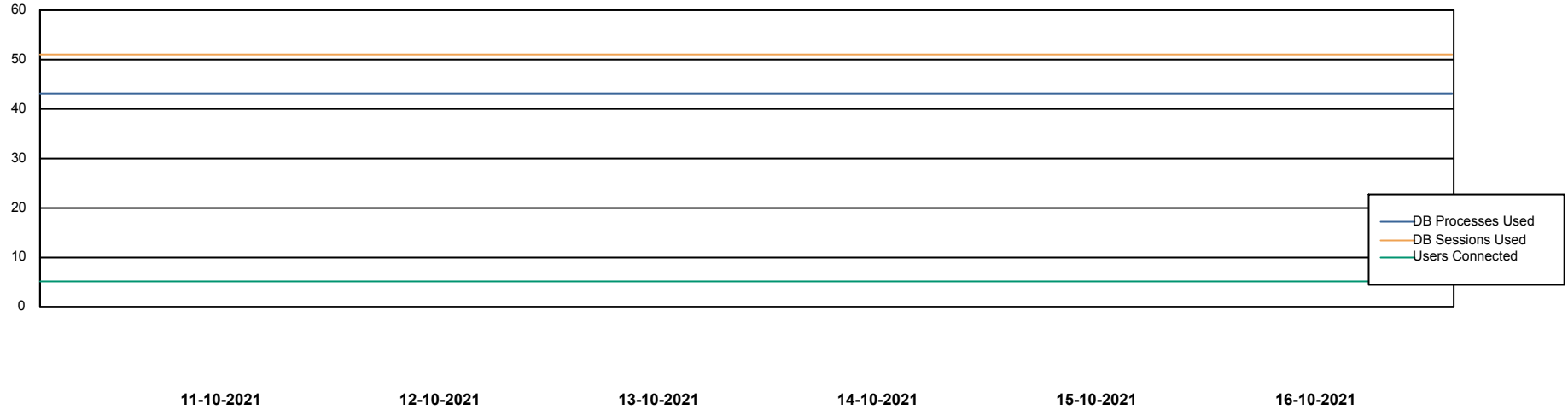
# Weekly SLA Customer Report

Customer PUS Production  
Database ID 79



## Database Performance PUSDB\_Standby

DB Processes Max 600  
DB Sessions Max 924



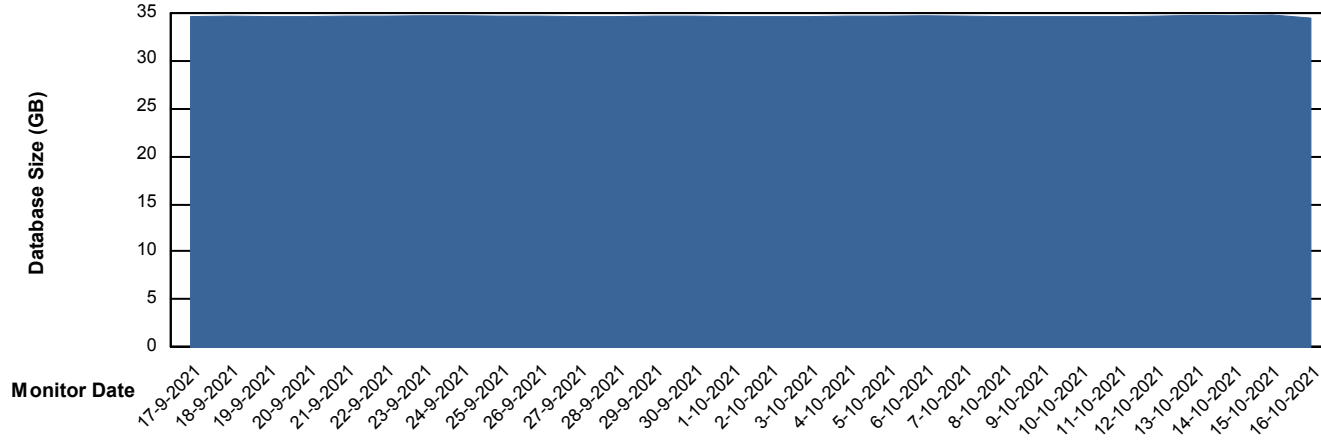
# Weekly SLA Customer Report

Customer PUS Production  
Database ID 79



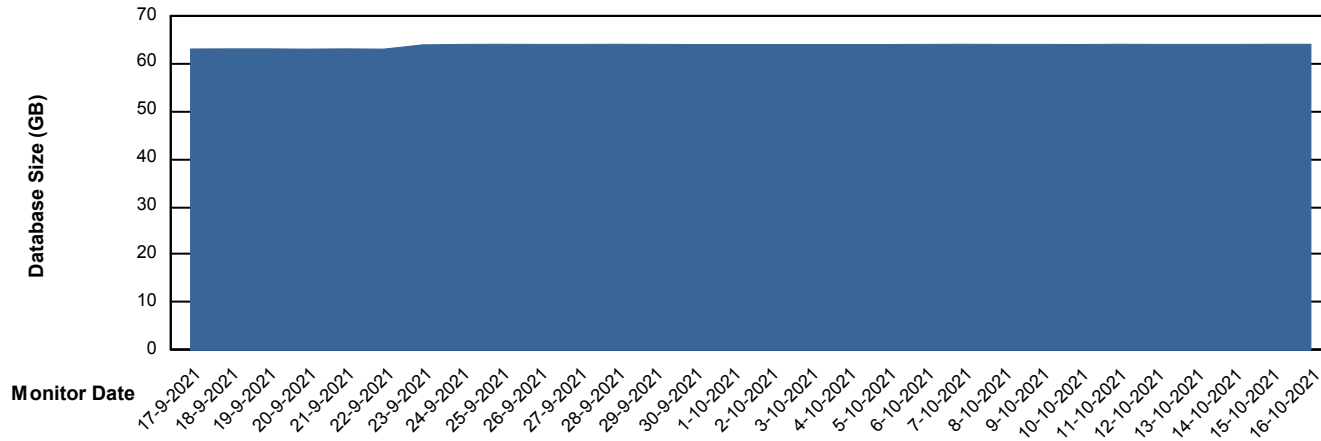
DATABASE SIZE PUSDB\_BI

### Database growth over last month



DATABASE SIZE PUSDB\_Production

### Database growth over last month



# Weekly SLA Customer Report

Customer PUS Production  
Database ID 79



## Database Tablespace PUSDB\_BI

Date	Tablespace Name	Filesize (Gb)	Usedsize (Gb)	Percentage free
16-10-2021	ABSDATA	19	17	11
	INDX	18	17	6
15-10-2021	ABSDATA	19	17	11
	INDX	18	17	6
14-10-2021	ABSDATA	18	17	6
	INDX	18	17	6
13-10-2021	ABSDATA	18	17	6
	INDX	18	17	6
12-10-2021	ABSDATA	18	17	6
	INDX	18	16	11
11-10-2021	ABSDATA	18	17	6
	INDX	18	16	11
10-10-2021	ABSDATA	18	17	6
	INDX	18	16	11

# Weekly SLA Customer Report

Customer PUS Production  
 Database ID 79



Database Tablespace PUSDB\_Production

Date	Tablespace Name	Filesize (Gb)	Usedsize (Gb)	Percentage free
16-10-2021	ABSDATA	36	24	33
	INDX	48	37	23
15-10-2021	ABSDATA	36	24	33
	INDX	48	37	23
14-10-2021	ABSDATA	36	24	33
	INDX	48	37	23
13-10-2021	ABSDATA	36	24	33
	INDX	48	37	23
12-10-2021	ABSDATA	36	24	33
	INDX	48	37	23
11-10-2021	ABSDATA	36	24	33
	INDX	48	37	23
10-10-2021	ABSDATA	36	24	33
	INDX	48	37	23

BI Status and last ETL error for PUSDB\_BI

	zo 10/10/2021	ma 11/10/2021	di 12/10/2021	wo 13/10/2021	do 14/10/2021	vr 15/10/2021	za 16/10/2021
<b>ABS DataWarehouse ETL Health</b>	OK	OK	OK	OK	OK	OK	OK
<b>ABS DWHStaging ETL Health</b>	OK	OK	OK	OK	OK	OK	OK

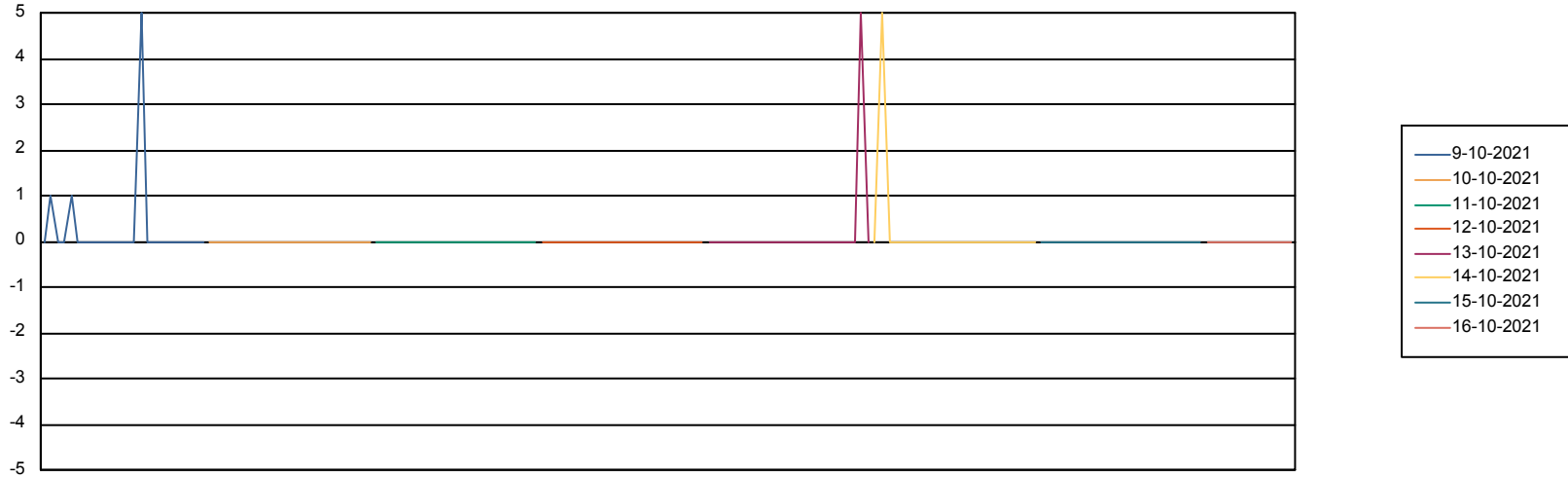
# Weekly SLA Customer Report

Customer PUS Production  
Database ID 79



Standby Database Health PUS Production

### Recovery lag for last 7 days



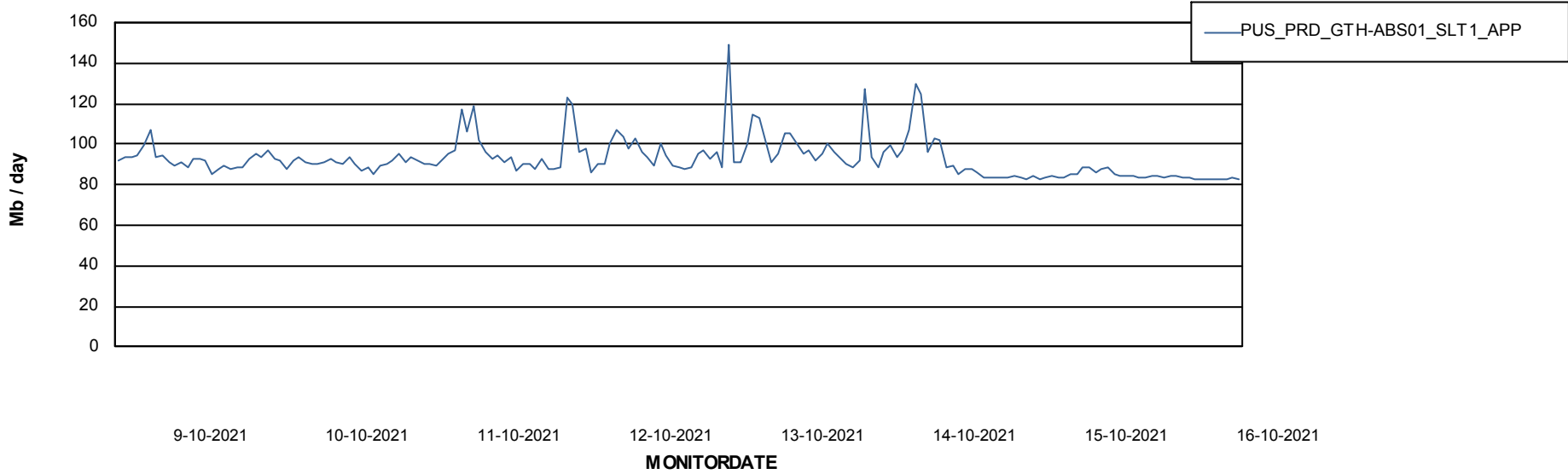
# Weekly SLA Customer Report

Customer PUS Production  
Database ID 79

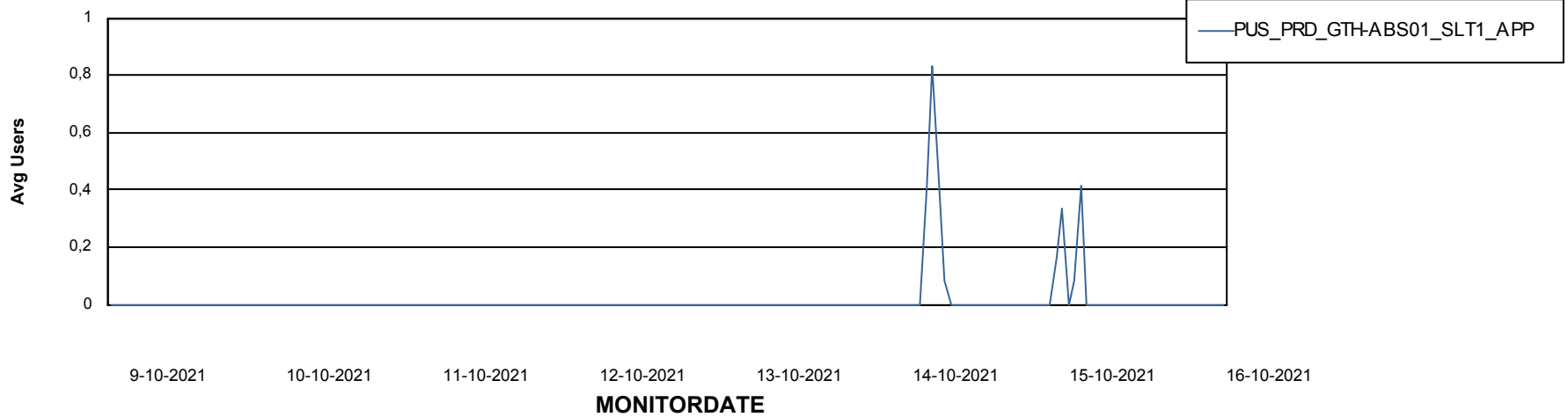


## ABSSolute Application Server Services

### Avg memory used per ABS Server Service



### Avg users per day per ABS server



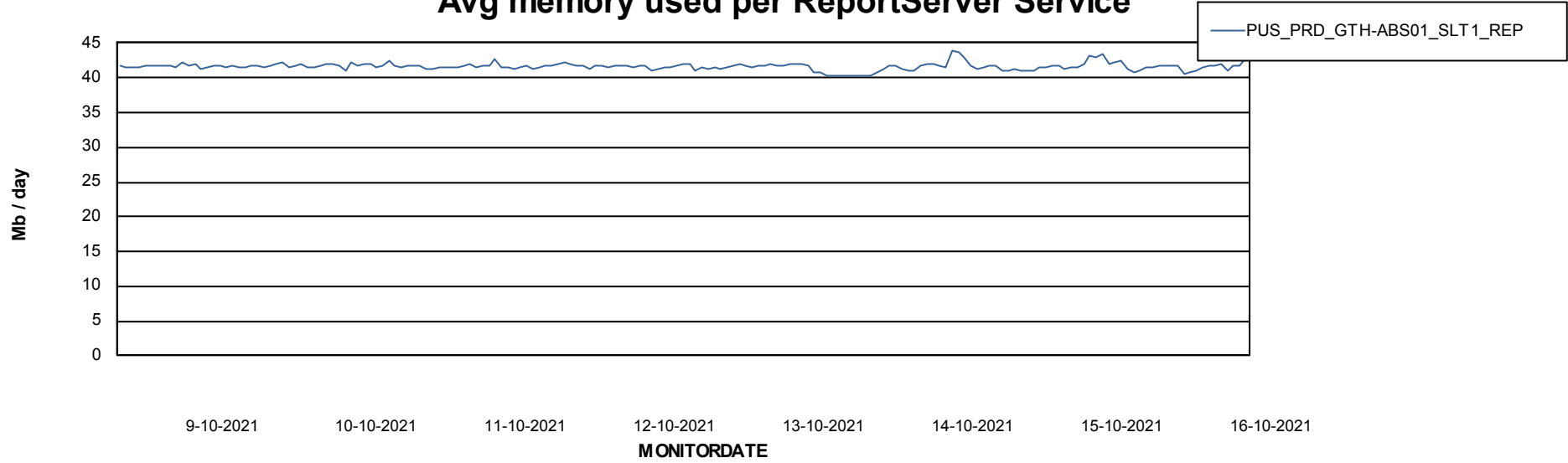
# Weekly SLA Customer Report

Customer PUS Production  
Database ID 79



## ABSSolute Application ReportServer Services

### Avg memory used per ReportServer Service



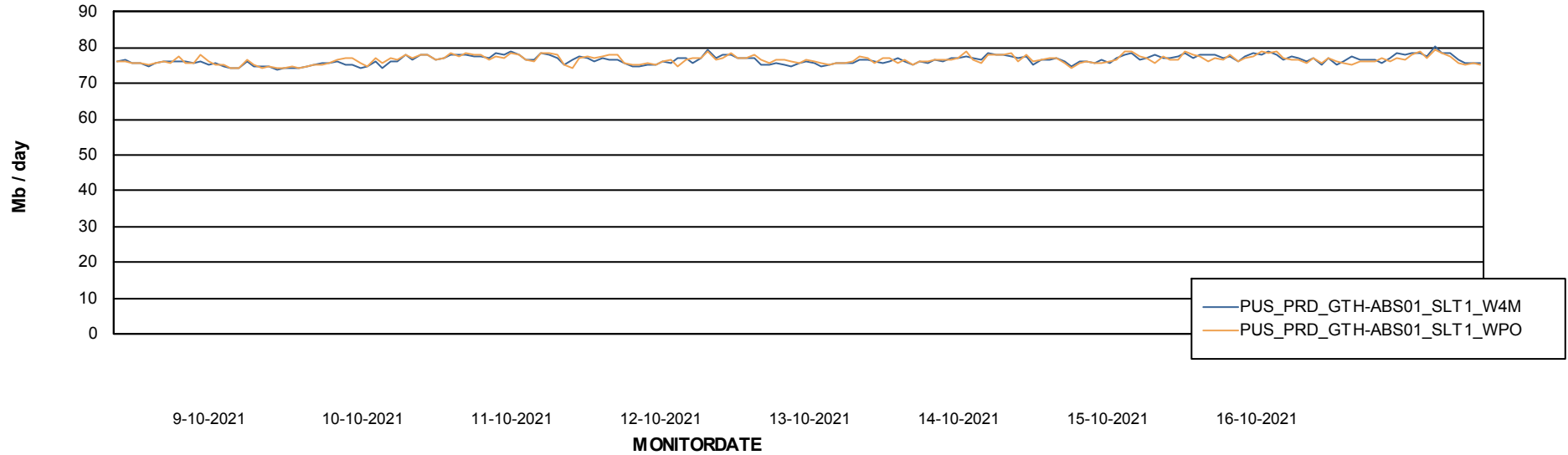
# Weekly SLA Customer Report

Customer PUS Production  
Database ID 79



## ABSSolute Web Component Services

### Avg memory used per ABS Web component



# Weekly SLA Customer Report

Customer PUS Production  
Database ID 79



## Disaster per ABS component

