

Weekly SLA Customer Report

Customer PCO_Production
Database ID 44



Harddisk Usage PCO_PRD_ORACLE1

	Free disk space on C: (%)	Total disk space on C: (Gb)	Used disk space on C: (Gb)	Free disk space on D: (%)	Total disk space on D: (Gb)	Used disk space on D: (Gb)
2-10-2021	57	447	194	19	1,676	1,363
1-10-2021	57	447	194	19	1,676	1,356
30-9-2021	57	447	194	19	1,676	1,352
29-9-2021	57	447	194	19	1,676	1,351
28-9-2021	57	447	194	19	1,676	1,356
27-9-2021	0	447	194	19	0	0
26-9-2021	57	447	194	20	1,676	1,336

Harddisk Usage PCO_PRD_ORACLE2

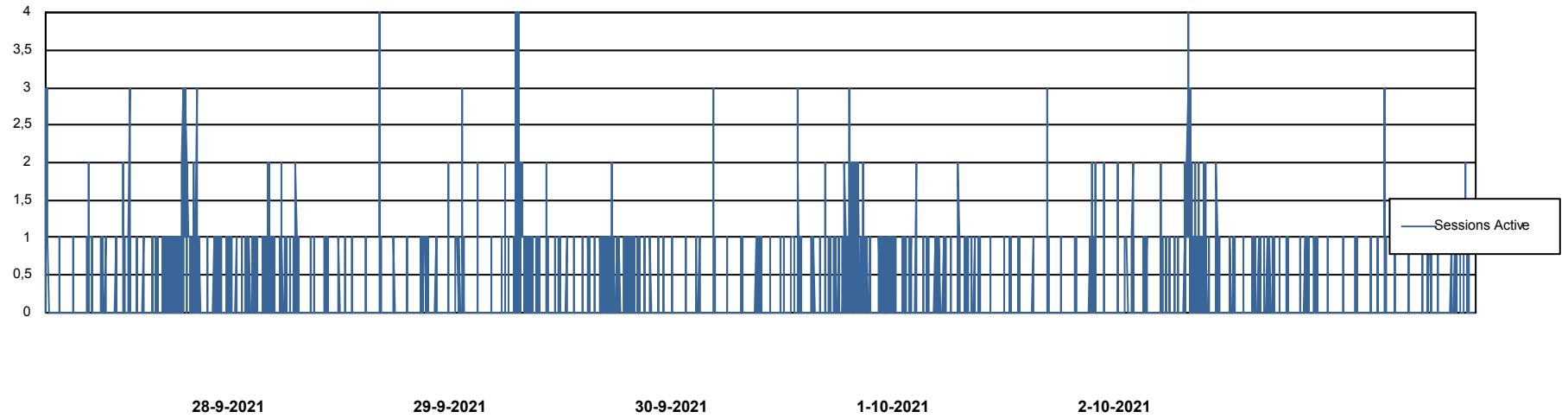
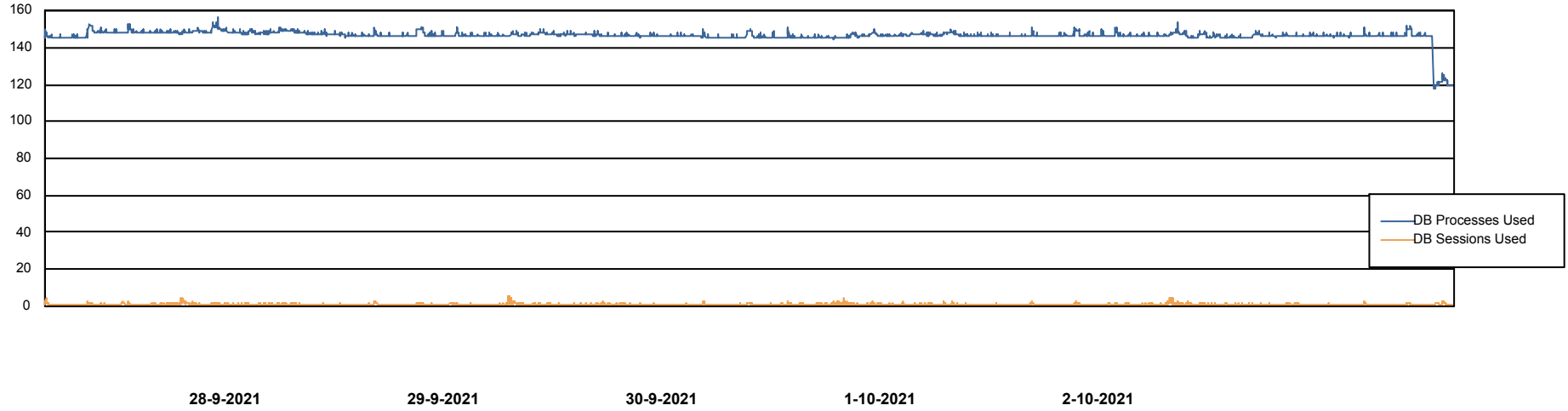
	Free disk space on C: (%)	Total disk space on C: (Gb)	Used disk space on C: (Gb)	Free disk space on D: (%)	Total disk space on D: (Gb)	Used disk space on D: (Gb)
2-10-2021	82	279	49	21	838	663
1-10-2021	82	279	49	21	838	662
30-9-2021	82	279	49	21	838	662
29-9-2021	82	279	49	21	838	662
28-9-2021	82	279	49	21	838	662
27-9-2021	82	279	0	0	0	663
26-9-2021	82	279	49	21	838	662

Weekly SLA Customer Report

Customer PCO_Production
Database ID 44



Database Performance PCODB_Production



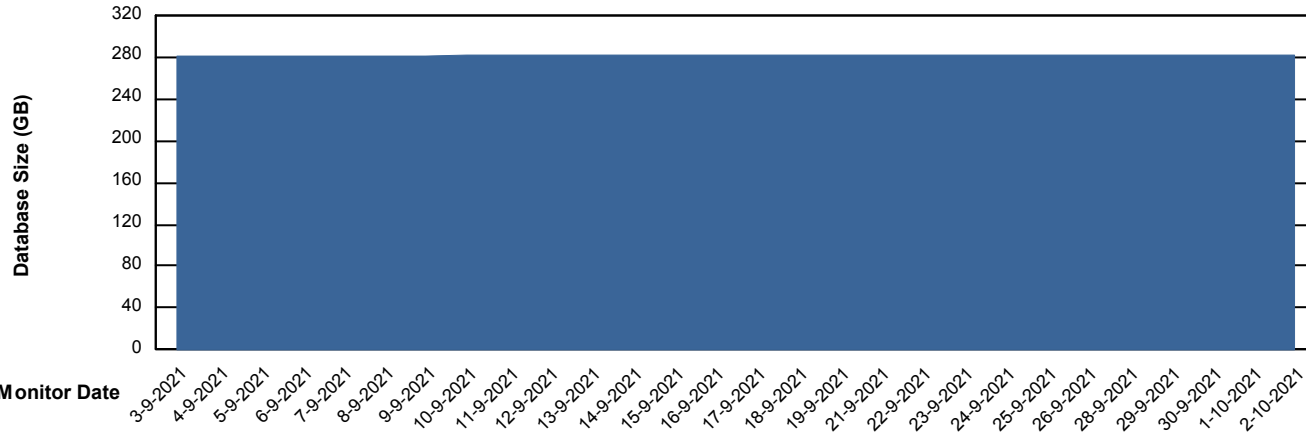
Weekly SLA Customer Report

Customer PCO_Production
 Database ID 44



DATABASE SIZE PCODB_Production

Database growth over last month



Database Tablespace PCODB_Production

Date	Tablespace Name	Filesize (Gb)	Usedsize (Gb)	Percentage free
2-10-2021	ABSDATA	238	108	54
	INDX	329	172	48
1-10-2021	ABSDATA	238	108	54
	INDX	329	172	48
30-9-2021	ABSDATA	238	108	55
	INDX	329	172	48
29-9-2021	ABSDATA	238	108	55
	INDX	329	172	48
28-9-2021	ABSDATA	238	108	55
	INDX	329	172	48
26-9-2021	ABSDATA	238	108	55
	INDX	329	171	48