

# Weekly SLA Customer Report

Customer DFD\_Production  
 Database ID 39



Harddisk Usage DFD\_PRD\_ABSAPP1

	Free disk space on C: (%)	Total disk space on C: (Gb)	Used disk space on C: (Gb)
2-10-2021	31	90	62
1-10-2021	31	90	62
30-9-2021	31	90	62
29-9-2021	31	90	62
28-9-2021	31	90	62
26-9-2021	31	90	62

Harddisk Usage DFD\_PRD\_ABSAPP2

	Free disk space on C: (%)	Total disk space on C: (Gb)	Used disk space on C: (Gb)
2-10-2021	45	100	55
1-10-2021	45	100	55
30-9-2021	45	100	54
29-9-2021	45	100	54
28-9-2021	45	100	54
26-9-2021	46	100	54

# Weekly SLA Customer Report

Customer DFD\_Production  
 Database ID 39



Harddisk Usage DFD\_PRD\_ABSAPP3

	Free disk space on C: (%)	Total disk space on C: (Gb)	Used disk space on C: (Gb)
2-10-2021	21	70	55
1-10-2021	21	70	55
30-9-2021	21	70	55
29-9-2021	21	70	55
28-9-2021	21	70	55
26-9-2021	22	70	55

Harddisk Usage DFD\_PRD\_BI1

	Free disk space on C: (%)	Total disk space on C: (Gb)	Used disk space on C: (Gb)	Free disk space on E: (%)	Total disk space on E: (Gb)	Used disk space on E: (Gb)
2-10-2021	79	150	31	17	200	166
1-10-2021	79	150	31	17	200	165
30-9-2021	79	150	31	17	200	165
29-9-2021	79	150	31	17	200	165
28-9-2021	79	150	31	17	200	165
27-9-2021	79	0	31	18	0	0
26-9-2021	79	150	31	17	200	166

# Weekly SLA Customer Report

Customer DFD\_Production  
Database ID 39



Harddisk Usage DFD\_PRD\_ORACLE1

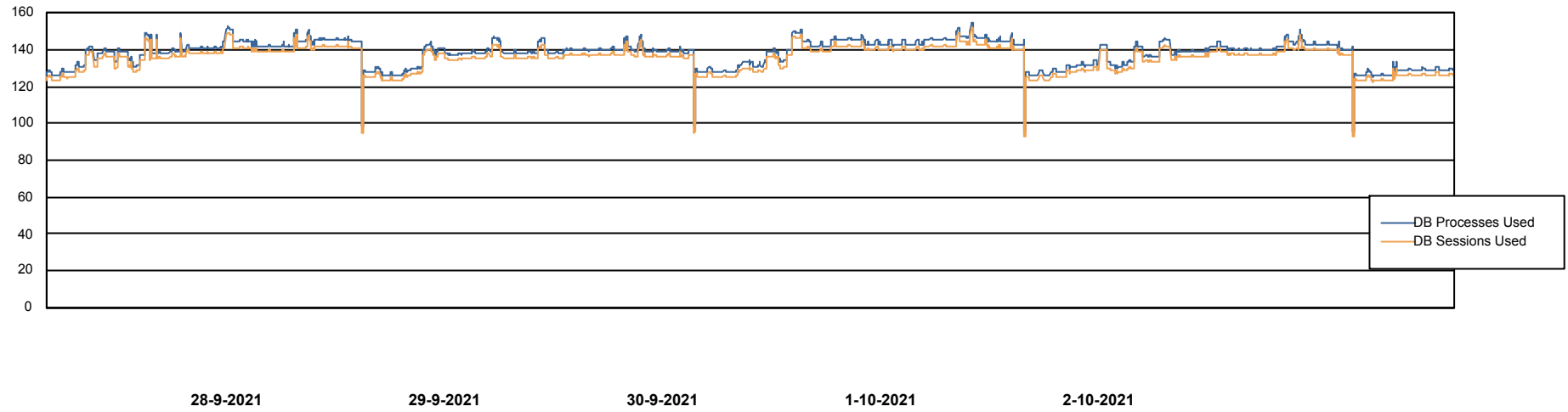
	Free disk space on C: (%)	Total disk space on C: (Gb)	Used disk space on C: (Gb)	Free disk space on D: (%)	Total disk space on D: (Gb)	Used disk space on D: (Gb)	Free disk space on E: (%)	Total disk space on E: (Gb)	Used disk space on E: (Gb)	Free disk space on F: (%)
2-10-2021	28	78	56	75	479	119	19	550	444	66
1-10-2021	28	78	56	75	479	119	19	550	445	66
30-9-2021	28	78	56	75	479	119	19	550	444	66
29-9-2021	28	78	56	75	479	119	19	550	444	66
28-9-2021	28	78	56	75	479	119	19	550	444	66
27-9-2021	28	78	0	75	479	119	19	0	0	66
26-9-2021	28	78	56	75	479	119	19	550	443	66

# Weekly SLA Customer Report

Customer DFD\_Production  
Database ID 39



Database Performance DFDDDB\_Production

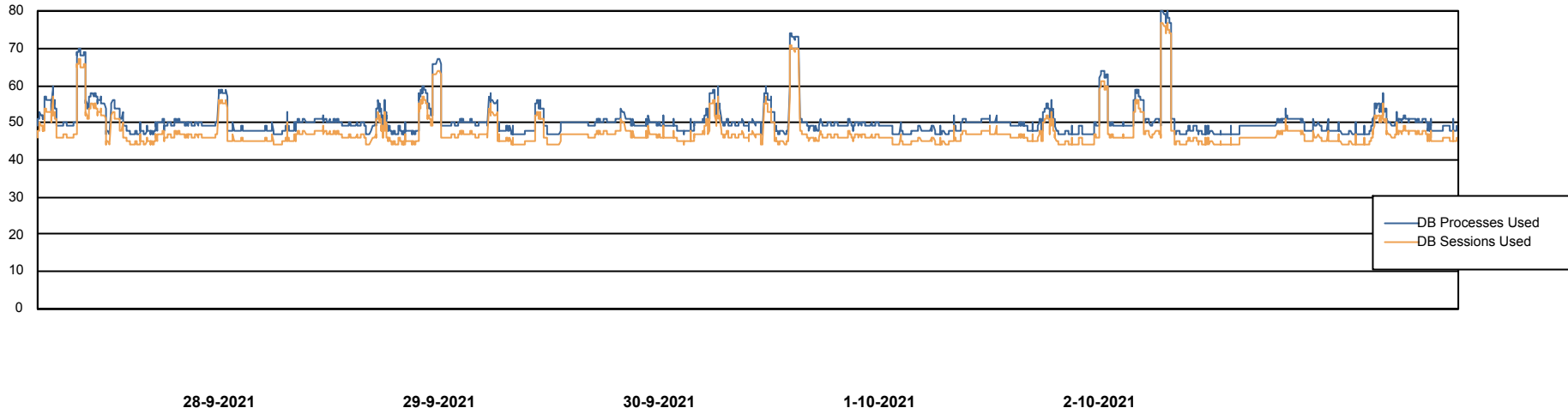


# Weekly SLA Customer Report

Customer DFD\_Production  
Database ID 39

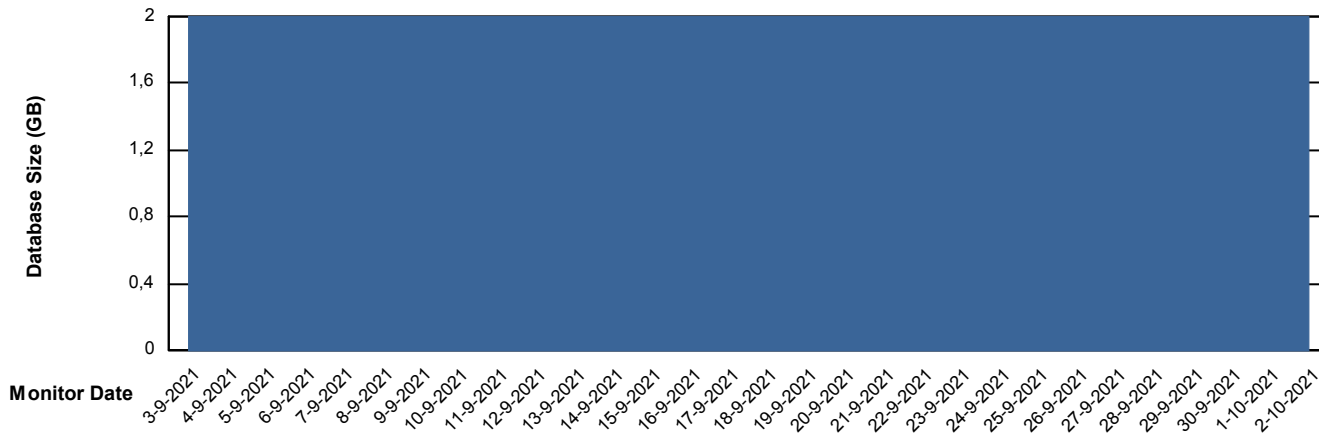


## Database Performance DFDDDBI\_Production



## DATABASE SIZE DFDDDB\_Production

### Database growth over last month



# Weekly SLA Customer Report

Customer DFD\_Production  
Database ID 39



## Database Tablespace DFDDB\_Production

Date	Tablespace Name	Filesize (Gb)	Usedsize (Gb)	Percentage free
2-10-2021	ABSDATA	83	0	100
	INDX	161	0	100
1-10-2021	ABSDATA	83	0	100
	INDX	161	0	100
30-9-2021	ABSDATA	83	0	100
	INDX	161	0	100
29-9-2021	ABSDATA	83	0	100
	INDX	161	0	100
28-9-2021	ABSDATA	83	0	100
	INDX	161	0	100
27-9-2021	ABSDATA	83	0	100
	INDX	161	0	100
26-9-2021	ABSDATA	83	0	100
	INDX	161	0	100

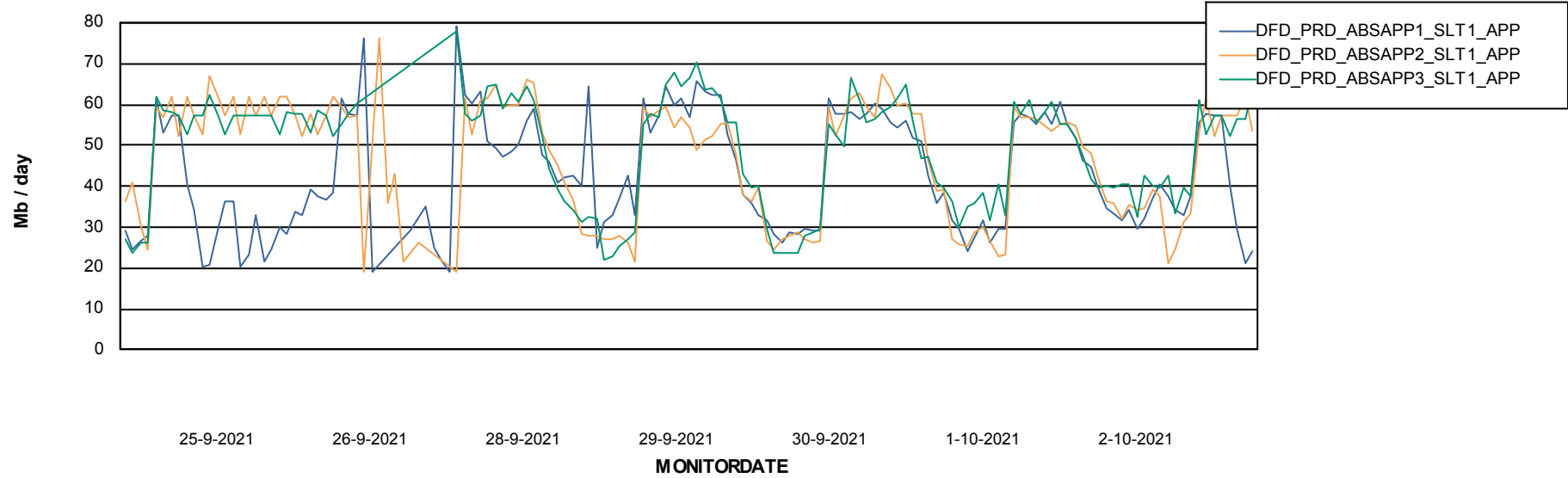
# Weekly SLA Customer Report

Customer DFD\_Production  
Database ID 39

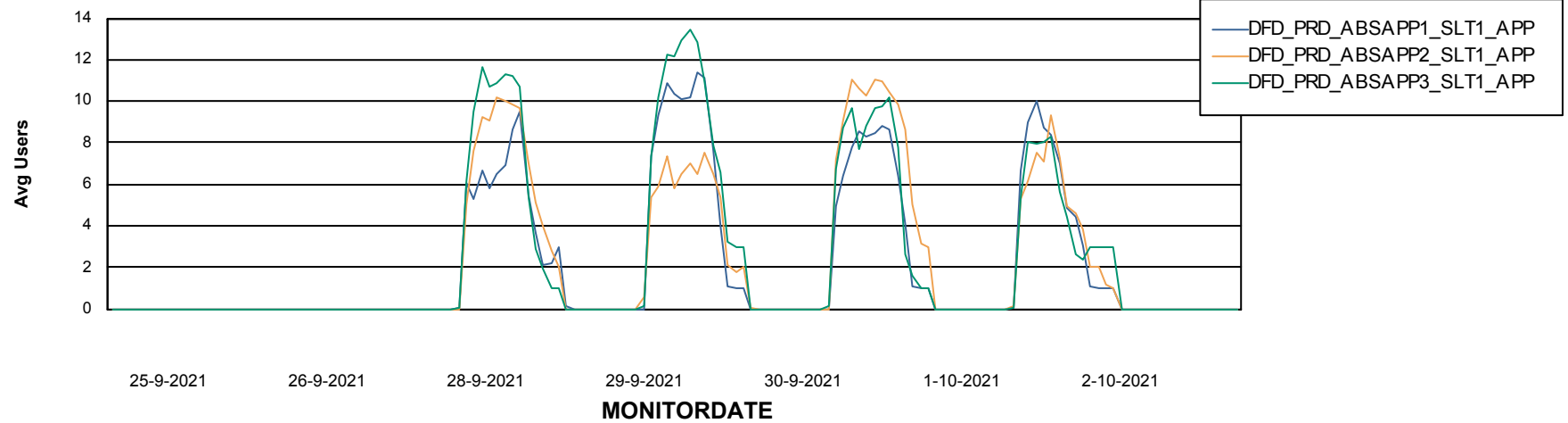


## ABSSolute Application Server Services

### Avg memory used per ABS Server Service



### Avg users per day per ABS server



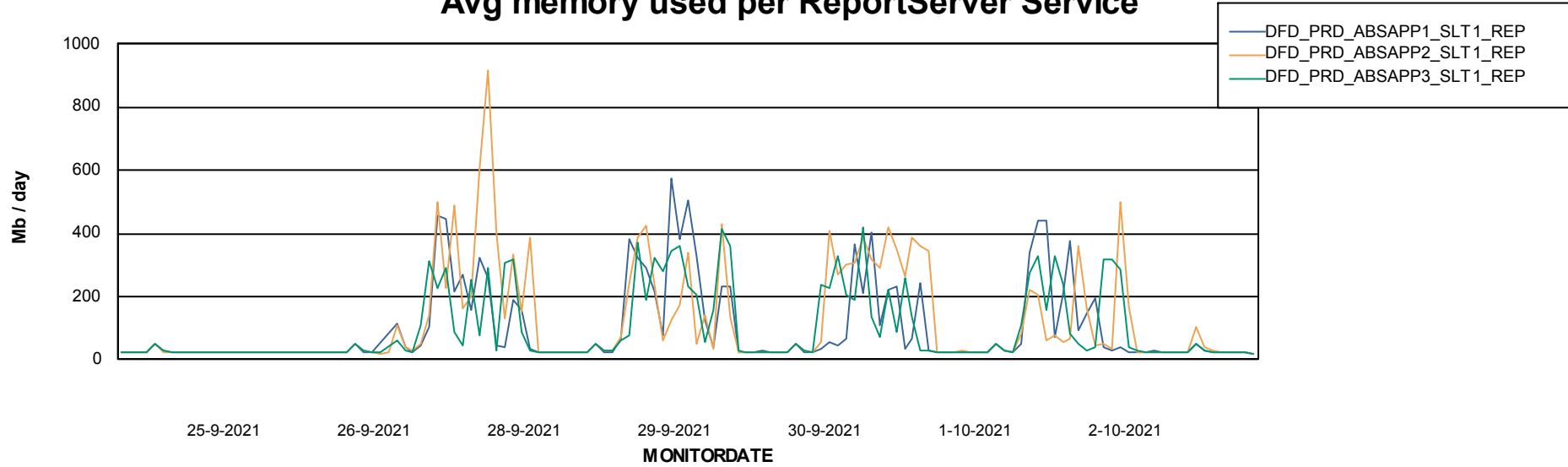
# Weekly SLA Customer Report

Customer DFD\_Production  
Database ID 39



## ABSSolute Application ReportServer Services

### Avg memory used per ReportServer Service



### Disaster per ABS component

