

Weekly SLA Customer Report

Customer PCO_Production
Database ID 44



Harddisk Usage PCO_PRD_ORACLE1

	Free disk space on C: (%)	Total disk space on C: (Gb)	Used disk space on C: (Gb)	Free disk space on D: (%)	Total disk space on D: (Gb)	Used disk space on D: (Gb)
25-9-2021	57	447	194	19	1,676	1,355
24-9-2021	57	447	194	19	1,676	1,351
23-9-2021	57	447	194	19	1,676	1,351
22-9-2021	57	447	194	19	1,676	1,351
21-9-2021	57	447	194	19	1,676	1,356
20-9-2021	0	0	0	19	1,676	1,358
19-9-2021	57	447	194	19	1,676	1,364

Harddisk Usage PCO_PRD_ORACLE2

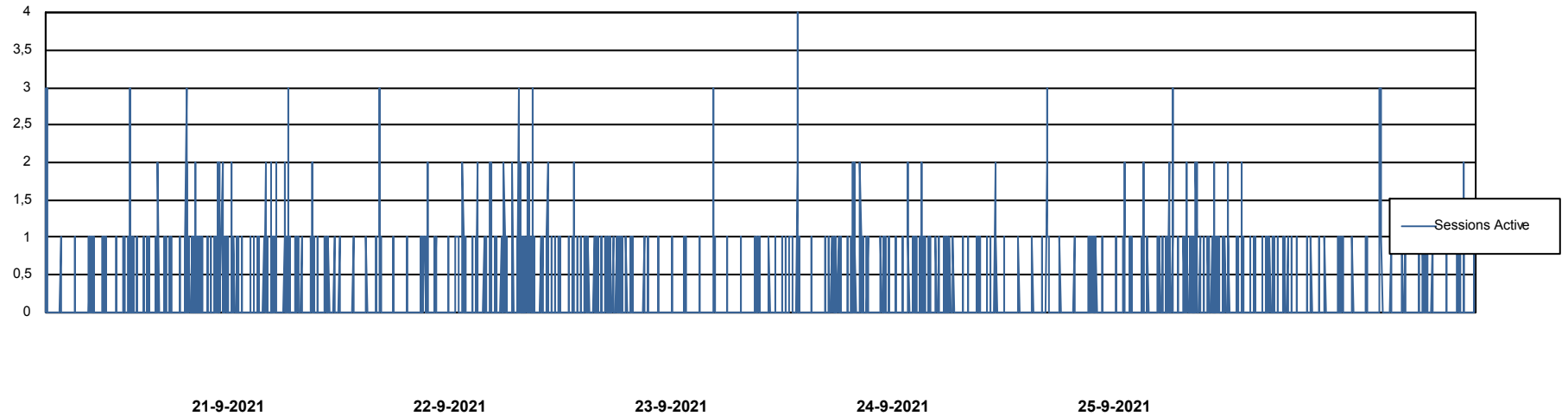
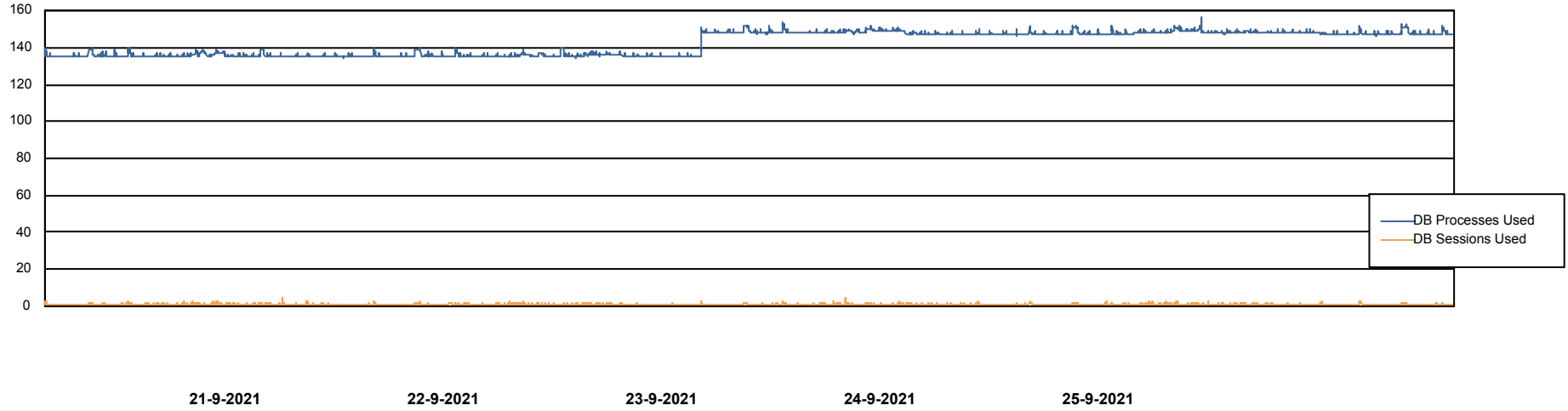
	Free disk space on C: (%)	Total disk space on C: (Gb)	Used disk space on C: (Gb)	Free disk space on D: (%)	Total disk space on D: (Gb)	Used disk space on D: (Gb)
25-9-2021	82	279	49	21	838	662
24-9-2021	82	279	49	21	838	662
23-9-2021	82	279	49	21	838	662
22-9-2021	82	279	49	21	838	662
21-9-2021	82	279	49	21	838	663
20-9-2021	82	0	49	21	0	666
19-9-2021	82	279	49	21	838	665

Weekly SLA Customer Report

Customer PCO_Production
Database ID 44



Database Performance PCODB_Production



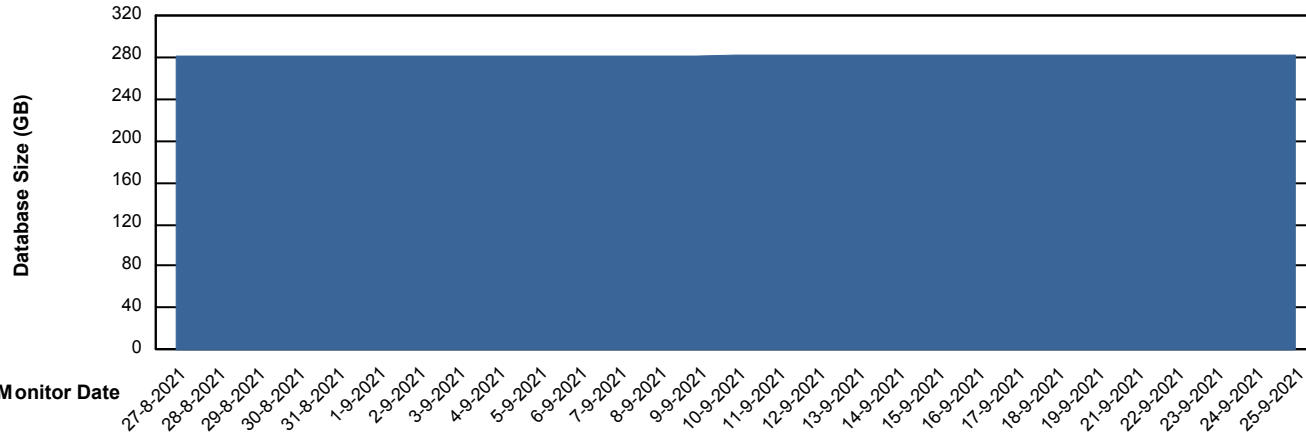
Weekly SLA Customer Report

Customer PCO_Production
 Database ID 44



DATABASE SIZE PCODB_Production

Database growth over last month



Database Tablespace PCODB_Production

Date	Tablespace Name	Filesize (Gb)	Usedsize (Gb)	Percentage free
25-9-2021	ABSDATA	238	108	55
	INDX	329	171	48
24-9-2021	ABSDATA	238	108	55
	INDX	329	171	48
23-9-2021	ABSDATA	238	108	55
	INDX	329	171	48
22-9-2021	ABSDATA	238	108	55
	INDX	329	171	48
21-9-2021	ABSDATA	238	108	55
	INDX	329	171	48
19-9-2021	ABSDATA	238	108	55
	INDX	329	171	48