

Weekly SLA Customer Report

Customer PCO_Production
 Database ID 44



Harddisk Usage PCO_PRD_ORACLE1

	Free disk space on C: (%)	Total disk space on C: (Gb)	Used disk space on C: (Gb)	Free disk space on D: (%)	Total disk space on D: (Gb)	Used disk space on D: (Gb)
11-9-2021	57	447	193	19	1,676	1,354
10-9-2021	57	447	193	20	1,676	1,348
9-9-2021	57	447	194	20	1,676	1,348
8-9-2021	57	447	194	20	1,676	1,348
7-9-2021	57	447	194	20	1,676	1,348
6-9-2021	57	447	194	20	1,676	1,349
5-9-2021	57	447	194	19	1,676	1,350

Harddisk Usage PCO_PRD_ORACLE2

	Free disk space on C: (%)	Total disk space on C: (Gb)	Used disk space on C: (Gb)	Free disk space on D: (%)	Total disk space on D: (Gb)	Used disk space on D: (Gb)
11-9-2021	83	279	49	21	838	660
10-9-2021	82	279	49	21	838	659
9-9-2021	82	279	49	21	838	659
8-9-2021	82	279	49	21	838	660
7-9-2021	82	279	49	21	838	660
6-9-2021	82	279	49	21	838	661
5-9-2021	82	279	49	21	838	661

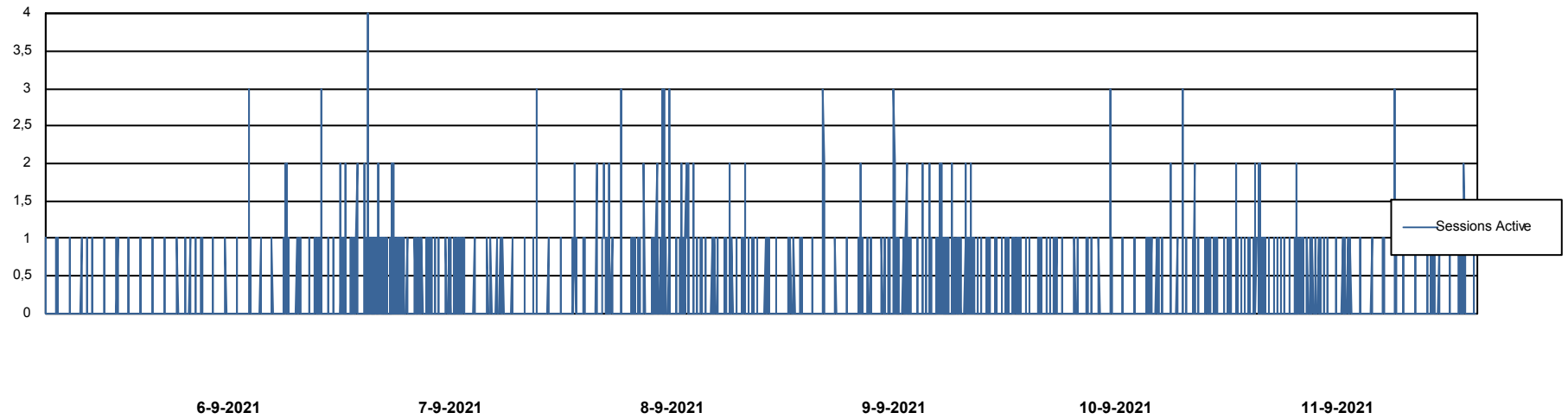
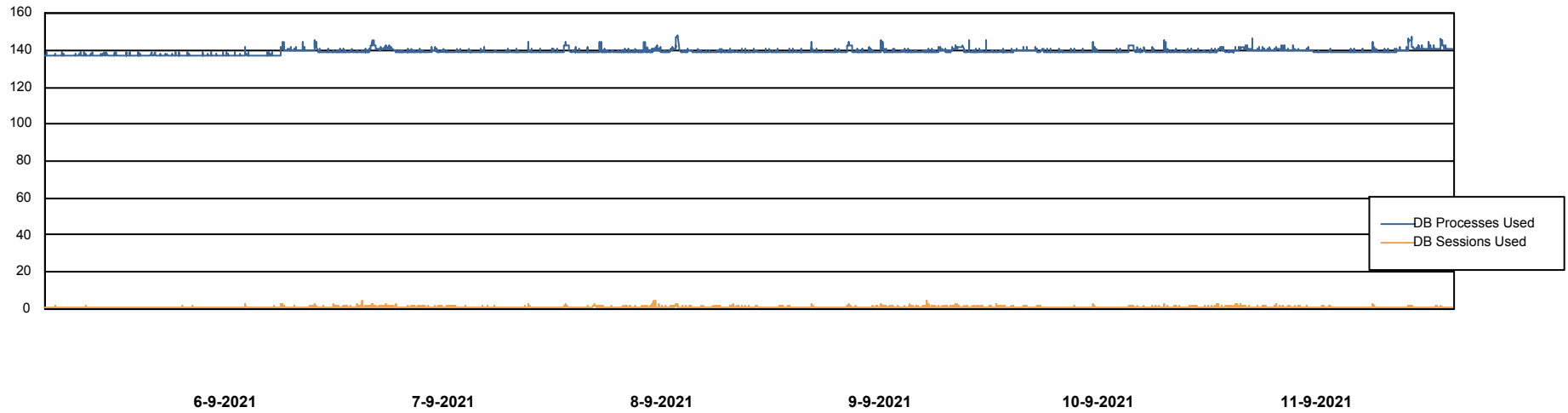
Weekly SLA Customer Report

Customer PCO_Production
Database ID 44



Database Performance PCODB_Production

DB Processes Max 350



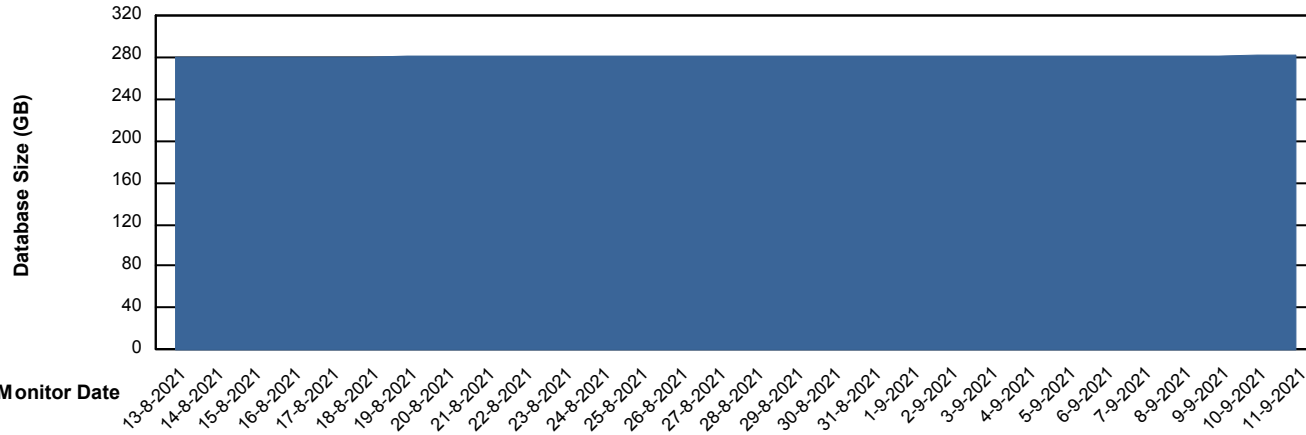
Weekly SLA Customer Report

Customer PCO_Production
 Database ID 44



DATABASE SIZE PCODB_Production

Database growth over last month



Database Tablespace PCODB_Production

Date	Tablespace Name	Filesize (Gb)	Usedsize (Gb)	Percentage free
11-9-2021	ABSDATA	238	108	55
	INDX	329	171	48
10-9-2021	ABSDATA	238	108	55
	INDX	329	171	48
9-9-2021	ABSDATA	238	108	55
	INDX	329	171	48
8-9-2021	ABSDATA	238	108	55
	INDX	329	171	48
7-9-2021	ABSDATA	238	108	55
	INDX	329	171	48
6-9-2021	ABSDATA	238	108	55
	INDX	329	171	48
5-9-2021	ABSDATA	238	108	55
	INDX	329	171	48