

# Weekly SLA Customer Report

Customer RFL\_Production  
Database ID 36



## Harddisk Usage RFL\_PRD

	Free disk space on C: (%)	Total disk space on C: (Gb)	Used disk space on C: (Gb)	Free disk space on D: (%)	Total disk space on D: (Gb)	Used disk space on D: (Gb)	Free disk space on E: (%)	Total disk space on E: (Gb)	Used disk space on E: (Gb)	Free disk space on F: (%)
4-9-2021	18	195	160	69	373	115	46	373	200	62
3-9-2021	18	195	159	69	373	115	46	373	200	63
2-9-2021	19	195	159	69	373	115	46	373	200	64
1-9-2021	19	195	158	69	373	115	46	373	200	63
31-8-2021	19	195	157	69	373	115	46	373	200	64
30-8-2021	20	195	157	69	373	115	46	373	200	64
29-8-2021	20	195	156	69	373	115	46	373	200	64

## Harddisk Usage RFL\_STB

	Free disk space on C: (%)	Total disk space on C: (Gb)	Used disk space on C: (Gb)	Free disk space on D: (%)	Total disk space on D: (Gb)	Used disk space on D: (Gb)	Free disk space on E: (%)	Total disk space on E: (Gb)	Used disk space on E: (Gb)	Free disk space on F: (%)
4-9-2021	17	195	162	77	559	129	42	559	324	94
3-9-2021	17	195	162	77	559	129	42	559	324	94
2-9-2021	16	195	163	77	559	129	42	559	324	94
1-9-2021	16	195	163	77	559	129	42	559	323	94
31-8-2021	16	195	163	77	559	129	42	559	323	94
30-8-2021	16	195	163	77	559	129	42	559	323	94
29-8-2021	16	195	163	77	559	129	42	559	323	94

# Weekly SLA Customer Report

Customer RFL\_Production  
Database ID 36

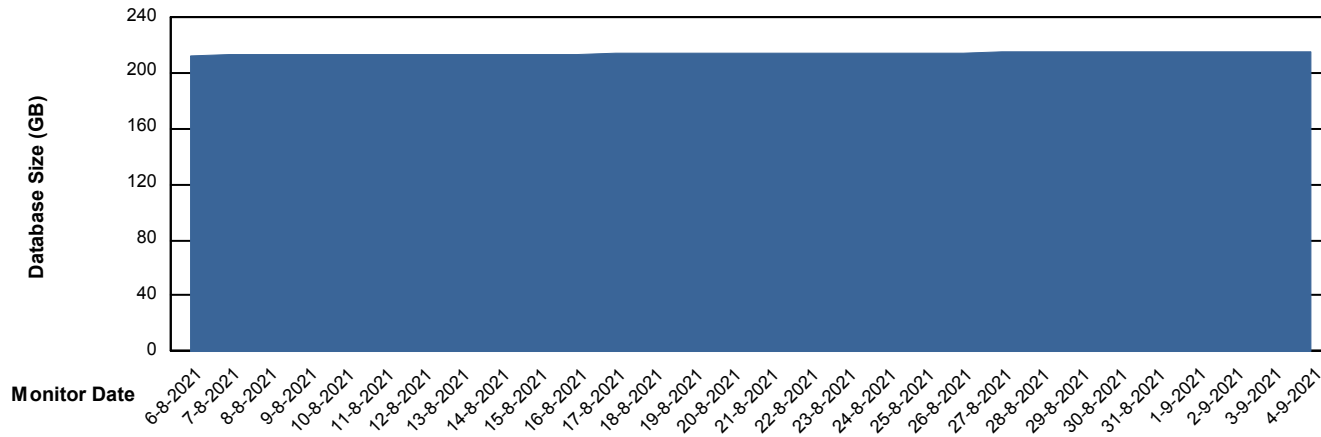


Database Performance RFLDB\_Production

DB Processes Max 1,000

DATABASE SIZE RFLDB\_Production

### Database growth over last month



# Weekly SLA Customer Report

Customer RFL\_Production  
Database ID 36



Database Tablespace		RFLDB_Production		
Date	Tablespace Name	Filesize (Gb)	Usedsize (Gb)	Percentage free
4-9-2021	ABSDATA	90	62	31
	INDX	200	148	26
3-9-2021	ABSDATA	90	62	31
	INDX	200	148	26
2-9-2021	ABSDATA	90	62	31
	INDX	200	148	26
1-9-2021	ABSDATA	90	62	31
	INDX	200	148	26
31-8-2021	ABSDATA	90	62	31
	INDX	200	147	26
30-8-2021	ABSDATA	90	62	31
	INDX	200	147	26
29-8-2021	ABSDATA	90	62	31
	INDX	200	147	26

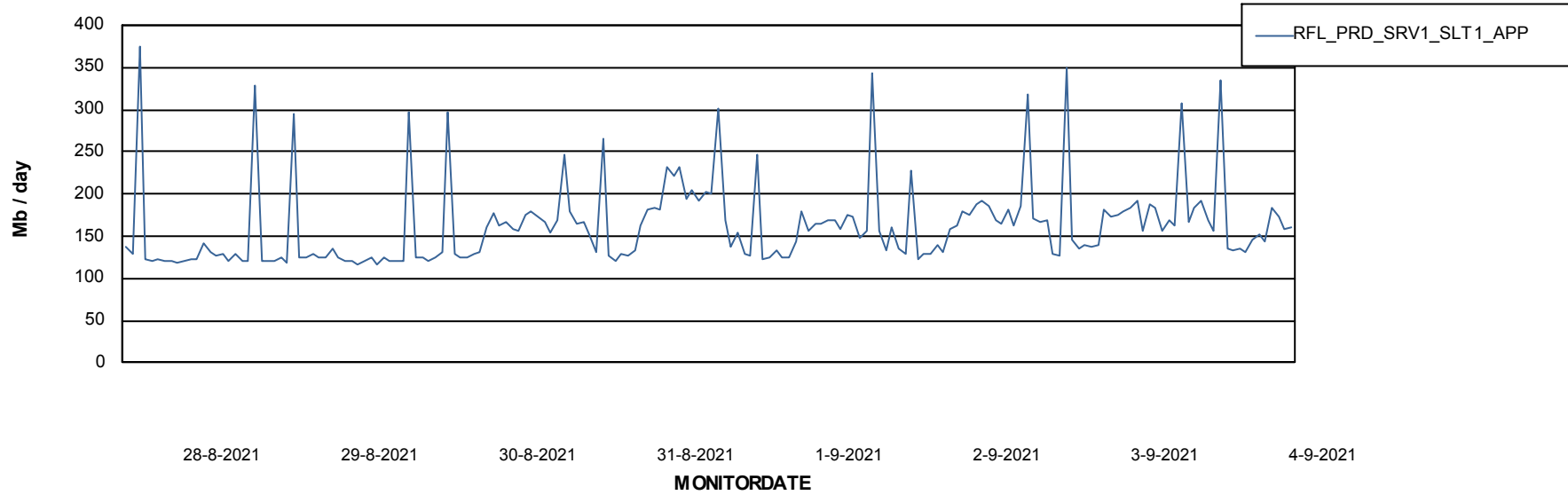
# Weekly SLA Customer Report

Customer RFL\_Production  
Database ID 36

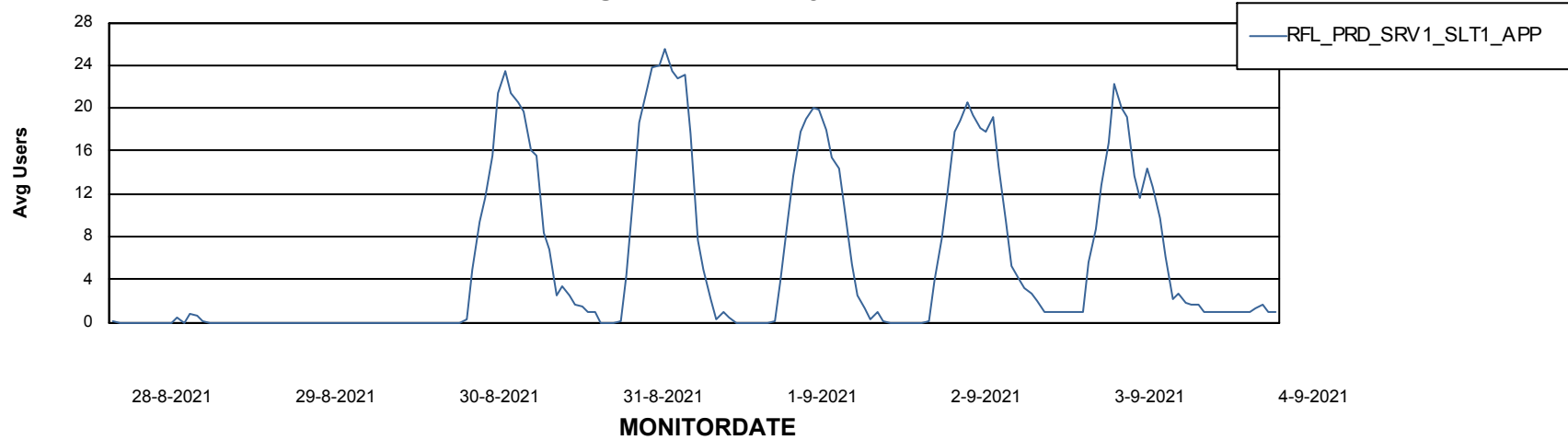


## ABSSolute Application Server Services

### Avg memory used per ABS Server Service



### Avg users per day per ABS server



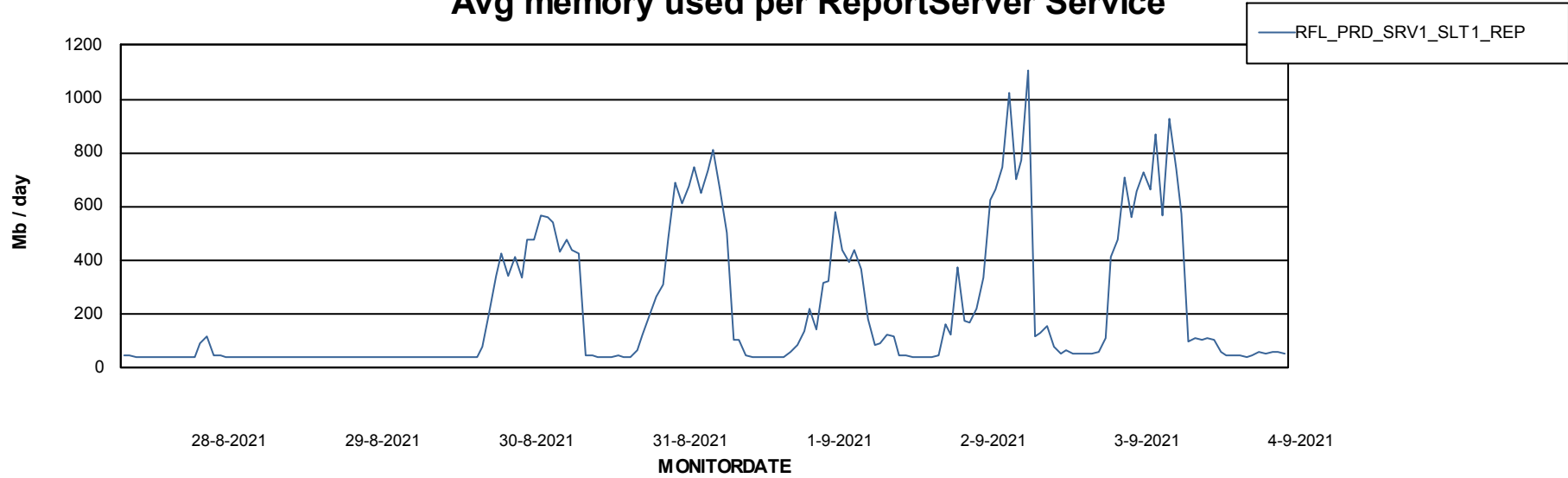
# Weekly SLA Customer Report

Customer RFL\_Production  
Database ID 36



## ABSSolute Application ReportServer Services

### Avg memory used per ReportServer Service



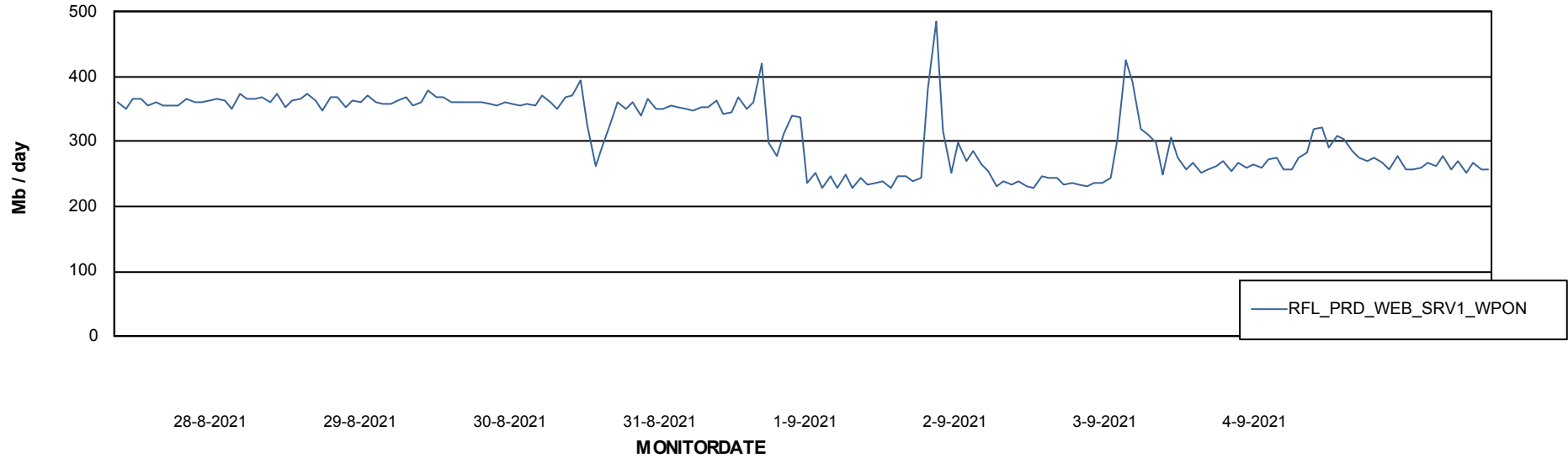
# Weekly SLA Customer Report

Customer RFL\_Production  
Database ID 36



## ABSSolute Web Component Services

### Avg memory used per ABS Web component



# Weekly SLA Customer Report

Customer RFL\_Production  
Database ID 36



## Disaster per ABS component

