

Weekly SLA Customer Report

Customer PCO_Production
 Database ID 44



Harddisk Usage PCO_PRD_ORACLE1

	Free disk space on C: (%)	Total disk space on C: (Gb)	Used disk space on C: (Gb)	Free disk space on D: (%)	Total disk space on D: (Gb)	Used disk space on D: (Gb)
4-9-2021	57	447	194	19	1,676	1,353
3-9-2021	57	447	194	20	1,676	1,349
2-9-2021	57	447	194	20	1,676	1,348
1-9-2021	57	447	194	20	1,676	1,342
31-8-2021	57	447	194	20	1,676	1,339
30-8-2021	57	447	194	20	1,676	1,339
29-8-2021	57	447	194	20	1,676	1,339

Harddisk Usage PCO_PRD_ORACLE2

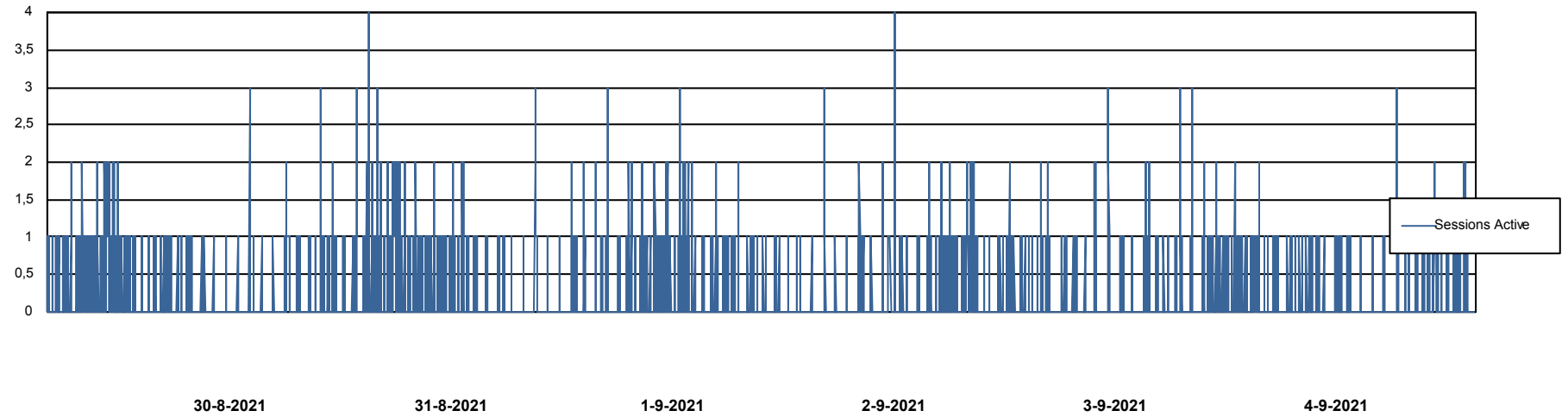
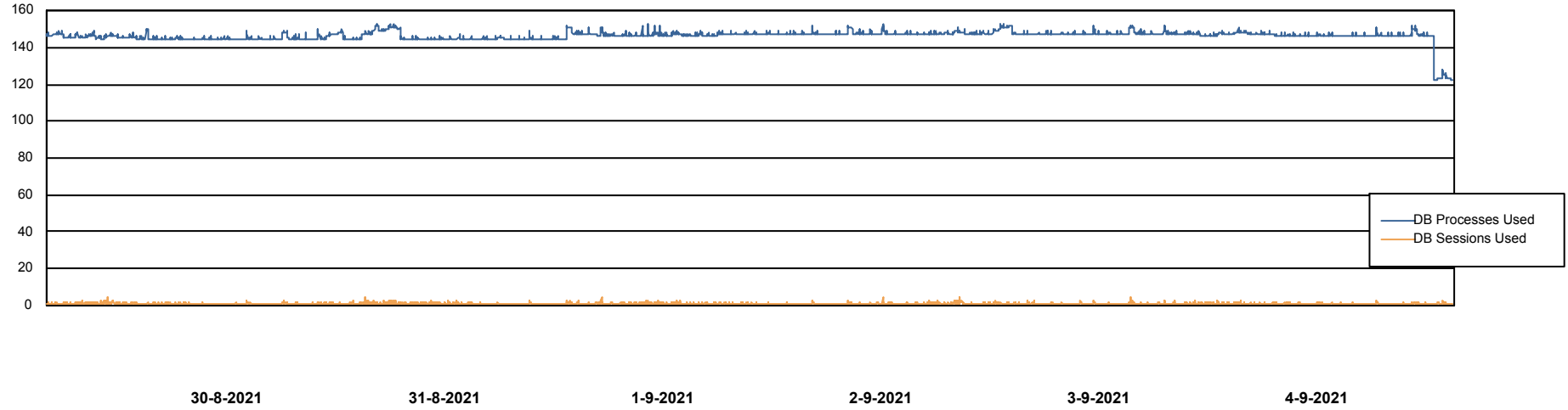
	Free disk space on C: (%)	Total disk space on C: (Gb)	Used disk space on C: (Gb)	Free disk space on D: (%)	Total disk space on D: (Gb)	Used disk space on D: (Gb)
4-9-2021	82	279	49	21	838	661
3-9-2021	82	279	49	21	838	661
2-9-2021	82	279	49	21	838	661
1-9-2021	82	279	49	21	838	662
31-8-2021	82	279	49	21	838	663
30-8-2021	82	279	49	21	838	663
29-8-2021	82	279	49	21	838	664

Weekly SLA Customer Report

Customer PCO_Production
Database ID 44



Database Performance PCODB_Production



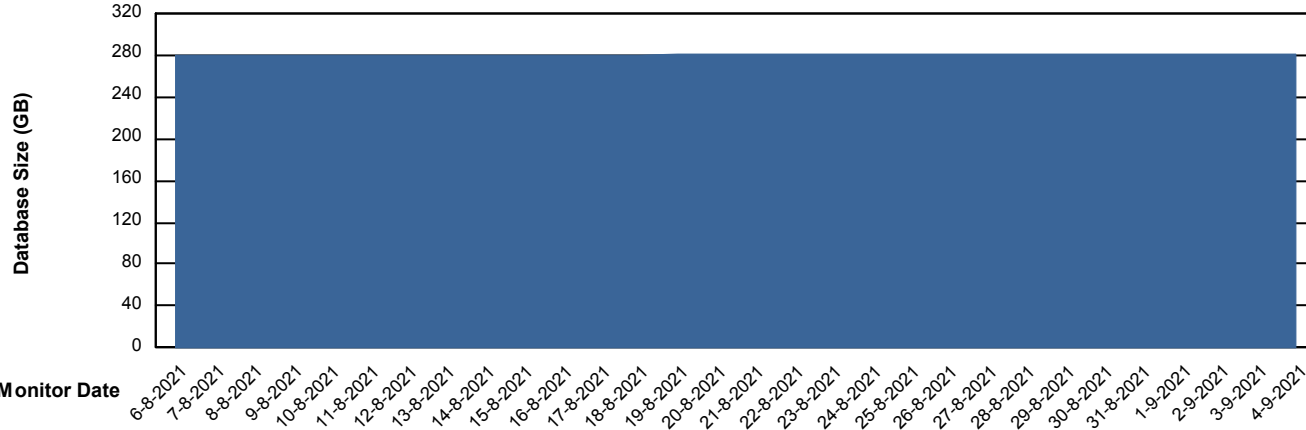
Weekly SLA Customer Report

Customer PCO_Production
 Database ID 44



DATABASE SIZE PCODB_Production

Database growth over last month



Database Tablespace PCODB_Production

Date	Tablespace Name	Filesize (Gb)	Usedsize (Gb)	Percentage free
4-9-2021	ABSDATA	238	108	55
	INDX	329	171	48
3-9-2021	ABSDATA	238	108	55
	INDX	329	171	48
2-9-2021	ABSDATA	238	108	55
	INDX	329	171	48
1-9-2021	ABSDATA	238	108	55
	INDX	329	171	48
31-8-2021	ABSDATA	238	108	55
	INDX	329	171	48
30-8-2021	ABSDATA	238	108	55
	INDX	329	171	48
29-8-2021	ABSDATA	238	108	55
	INDX	329	171	48