

# Weekly SLA Customer Report

Customer LLG\_Production  
Database ID 53



## Harddisk Usage LLG\_PRD\_APP01

	Free disk space on C: (%)	Total disk space on C: (Gb)	Used disk space on C: (Gb)	Free disk space on D: (%)	Total disk space on D: (Gb)	Used disk space on D: (Gb)
4-9-2021	34	200	133	97	200	6
3-9-2021	34	200	133	97	200	6
2-9-2021	34	200	133	97	200	6
1-9-2021	34	200	133	97	200	6
31-8-2021	34	200	133	97	200	6
30-8-2021	34	200	133	97	200	6
29-8-2021	34	200	133	97	200	6

## Harddisk Usage LLG\_PRD\_APP02

	Free disk space on C: (%)	Total disk space on C: (Gb)	Used disk space on C: (Gb)	Free disk space on D: (%)	Total disk space on D: (Gb)	Used disk space on D: (Gb)
4-9-2021	60	200	81	93	200	14
3-9-2021	60	200	81	93	200	14
2-9-2021	60	200	81	93	200	14
1-9-2021	60	200	81	93	200	14
31-8-2021	60	200	81	93	200	14
30-8-2021	60	200	81	93	200	14
29-8-2021	60	200	81	93	200	14

# Weekly SLA Customer Report

Customer LLG\_Production  
Database ID 53



## Harddisk Usage LLG\_PRD\_BI02

	Free disk space on C: (%)	Total disk space on C: (Gb)	Used disk space on C: (Gb)	Free disk space on D: (%)	Total disk space on D: (Gb)	Used disk space on D: (Gb)
4-9-2021	59	150	62	25	685	517
3-9-2021	59	150	62	25	685	514
2-9-2021	59	150	62	26	685	508
1-9-2021	59	150	62	29	685	490
31-8-2021	59	150	62	31	685	471
30-8-2021	59	150	62	34	685	453
29-8-2021	59	150	62	36	685	440

## Harddisk Usage LLG\_PRD\_ORS01

	Free disk space on C: (%)	Total disk space on C: (Gb)	Used disk space on C: (Gb)	Free disk space on D: (%)	Total disk space on D: (Gb)	Used disk space on D: (Gb)	Free disk space on E: (%)	Total disk space on E: (Gb)	Used disk space on E: (Gb)
4-9-2021	83	279	46	64	928	337	51	749	368
3-9-2021	84	279	46	64	928	338	52	749	360
2-9-2021	84	279	46	64	928	338	52	749	362
1-9-2021	84	279	46	64	928	338	47	749	398
31-8-2021	84	279	46	64	928	338	48	749	386
30-8-2021	83	279	46	64	928	332	52	749	356
29-8-2021	84	279	46	64	928	329	58	749	311

# Weekly SLA Customer Report

Customer LLG\_Production  
Database ID 53



## Harddisk Usage LLG\_PRD\_OR02

	Free disk space on C: (%)	Total disk space on C: (Gb)	Used disk space on C: (Gb)	Free disk space on D: (%)	Total disk space on D: (Gb)	Used disk space on D: (Gb)	Free disk space on E: (%)	Total disk space on E: (Gb)	Used disk space on E: (Gb)
4-9-2021	87	279	36	88	1,117	131	93	559	38
3-9-2021	87	279	36	88	1,117	131	93	559	38
2-9-2021	87	279	36	88	1,117	131	93	559	38
1-9-2021	87	279	36	88	1,117	131	93	559	38
31-8-2021	87	279	36	88	1,117	131	93	559	38
30-8-2021	87	279	36	88	1,117	131	93	559	38
29-8-2021	87	279	36	88	1,117	131	93	559	38

## Harddisk Usage LLG\_PRD\_TS2

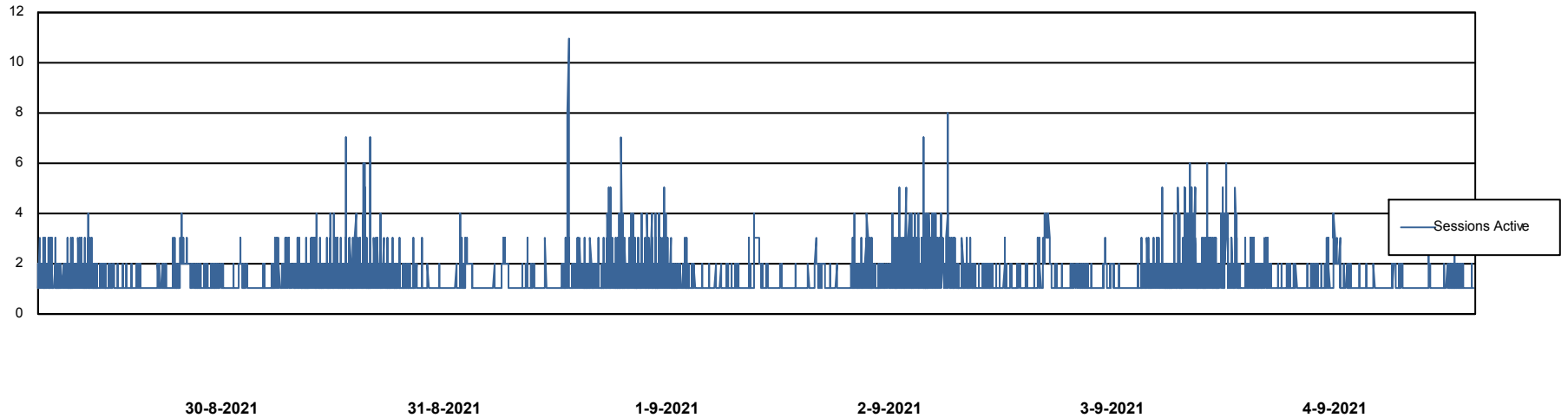
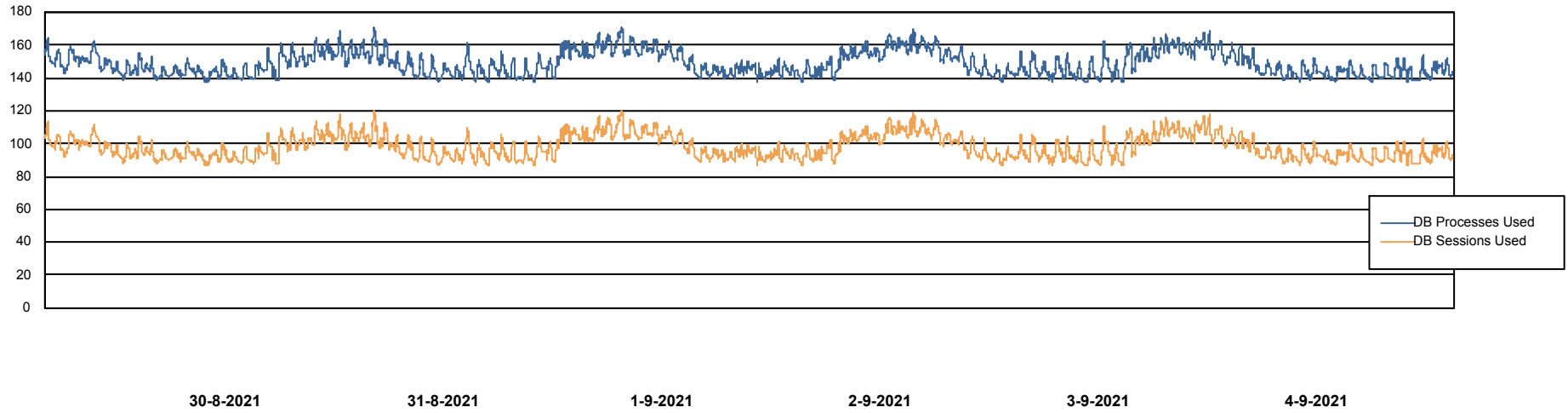
	Free disk space on C: (%)	Total disk space on C: (Gb)	Used disk space on C: (Gb)	Free disk space on D: (%)	Total disk space on D: (Gb)	Used disk space on D: (Gb)	Free disk space on E: (%)	Total disk space on E: (Gb)	Used disk space on E: (Gb)
4-9-2021	23	279	214	68	993	314	61	684	264
3-9-2021	23	279	214	68	993	314	61	684	264
2-9-2021	23	279	214	68	993	314	61	684	264
1-9-2021	23	279	214	68	993	314	61	684	264
31-8-2021	23	279	214	68	993	314	61	684	264
30-8-2021	23	279	214	69	993	309	55	684	304
29-8-2021	23	279	214	69	993	306	61	684	265

# Weekly SLA Customer Report

Customer LLG\_Production  
Database ID 53



## Database Performance LLGDB\_Production

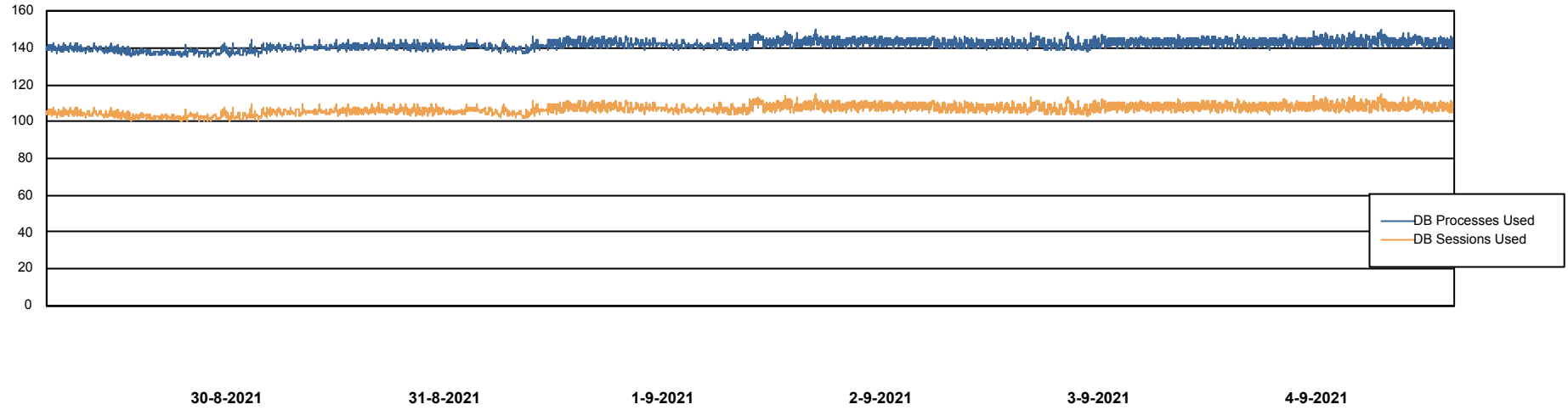


# Weekly SLA Customer Report

Customer LLG\_Production  
Database ID 53



Database Performance LLGDBBI\_Production



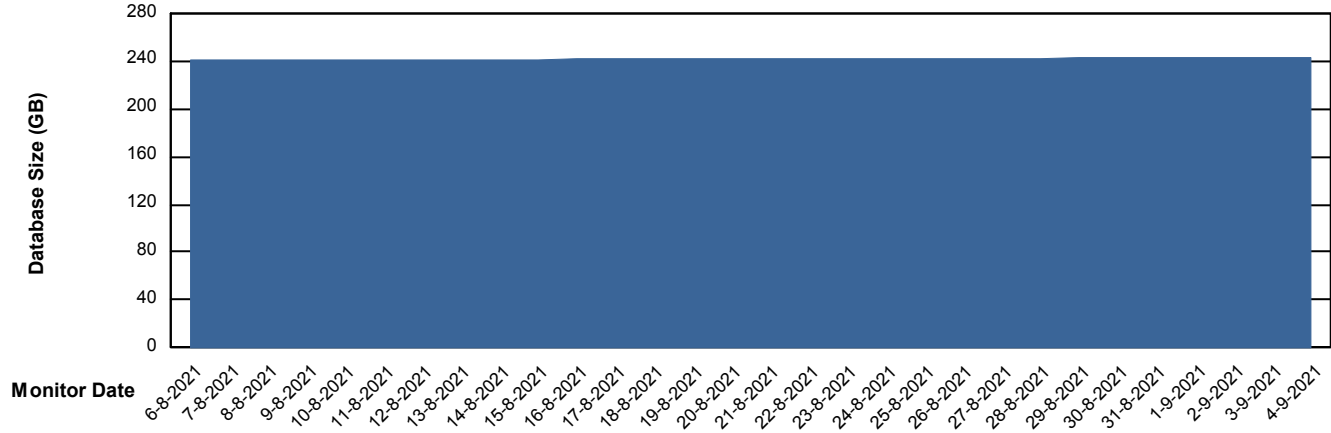
# Weekly SLA Customer Report

Customer LLG\_Production  
Database ID 53



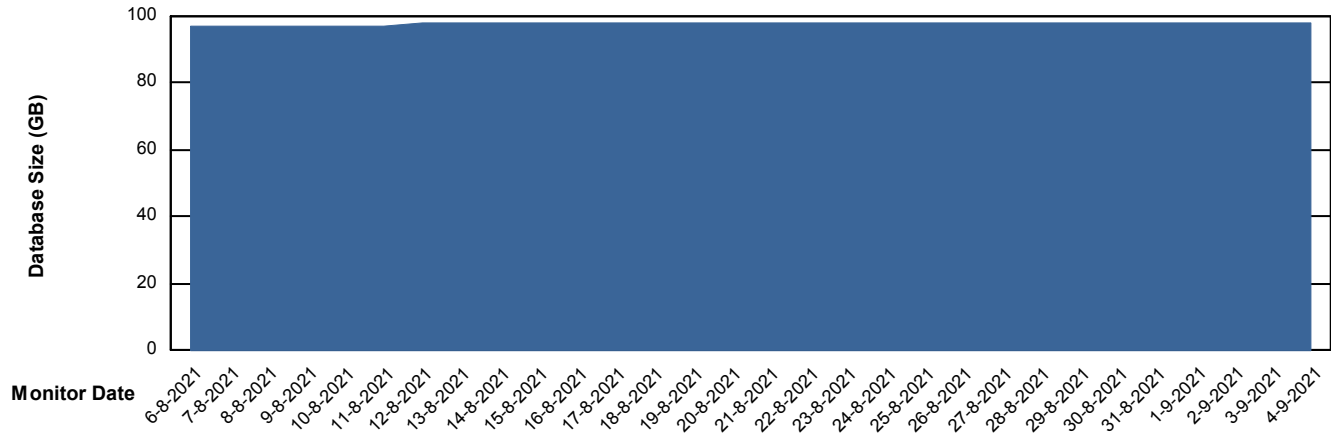
DATABASE SIZE LLGDB\_Production

### Database growth over last month



DATABASE SIZE LLGDBBI\_Production

### Database growth over last month



# Weekly SLA Customer Report

Customer LLG\_Production  
Database ID 53



## Database Tablespace LLGDB\_Production

Date	Tablespace Name	Filesize (Gb)	Usedsize (Gb)	Percentage free
4-9-2021	ABSDATA	120	96	20
	INDX	166	138	17
3-9-2021	ABSDATA	120	96	20
	INDX	166	138	17
2-9-2021	ABSDATA	120	96	20
	INDX	166	138	17
1-9-2021	ABSDATA	120	96	20
	INDX	166	138	17
31-8-2021	ABSDATA	120	96	20
	INDX	166	138	17
30-8-2021	ABSDATA	120	96	20
	INDX	166	138	17
29-8-2021	ABSDATA	114	96	16
	INDX	164	137	16

# Weekly SLA Customer Report

Customer LLG\_Production  
 Database ID 53



Database Tablespace LLGDBBI\_Production

Date	Tablespace Name	Filesize (Gb)	Usedsize (Gb)	Percentage free
4-9-2021	ABSDATA	100	45	55
	INDX	120	48	60
3-9-2021	ABSDATA	100	45	55
	INDX	120	48	60
2-9-2021	ABSDATA	100	45	55
	INDX	120	48	60
1-9-2021	ABSDATA	100	45	55
	INDX	120	48	60
31-8-2021	ABSDATA	100	45	55
	INDX	120	48	60
30-8-2021	ABSDATA	100	45	55
	INDX	120	48	60
29-8-2021	ABSDATA	100	45	55
	INDX	120	48	60

BI Status and last ETL error for LLGDBBI\_Production

	ma 30/8/2021	di 31/8/2021	wo 1/9/2021	do 2/9/2021	vr 3/9/2021	za 4/9/2021
<b>ABS DataWarehouse ETL Health</b>	OK	OK	OK	OK	OK	OK
<b>ABS DWHStaging ETL Health</b>	OK	OK	OK	OK	OK	OK

# Weekly SLA Customer Report

Customer LLG\_Production  
Database ID 53



BI last ETL error for	LLGDDBI_Production
zo, 29-08-2021	None
zo, 29-08-2021	None
wo, 1-09-2021	None
vr, 3-09-2021	None
do, 2-09-2021	None
ma, 30-08-2021	None
di, 31-08-2021	None
vr, 3-09-2021	None
ma, 30-08-2021	None
di, 31-08-2021	None
wo, 1-09-2021	None
za, 4-09-2021	None
do, 2-09-2021	None
za, 4-09-2021	None

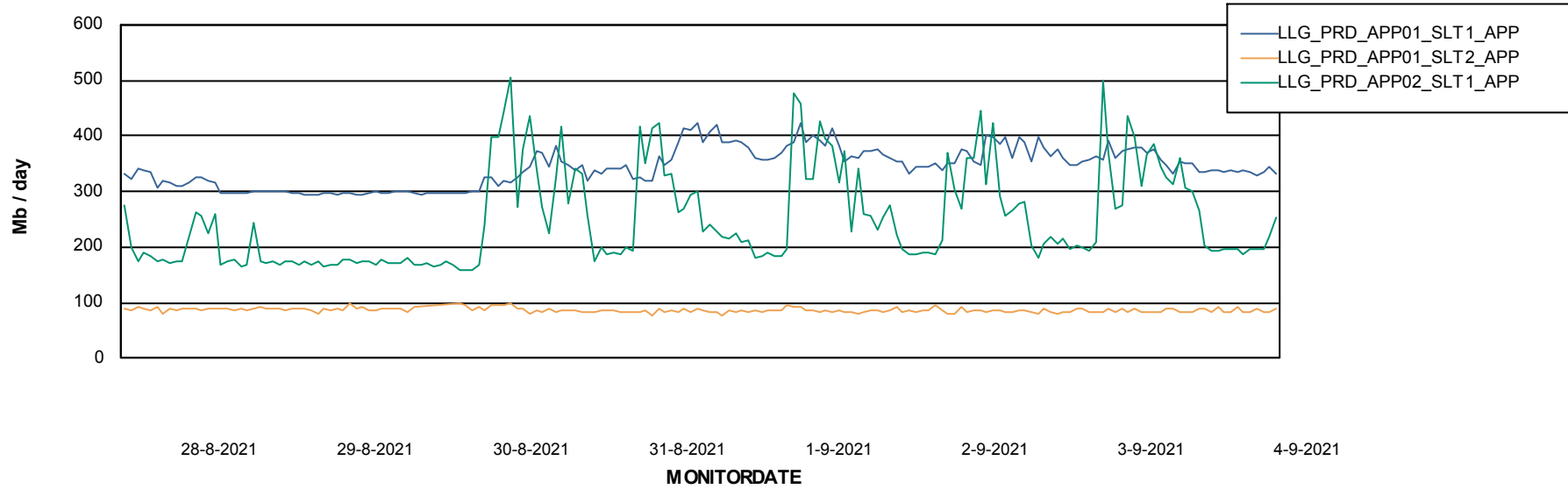
# Weekly SLA Customer Report

Customer LLG\_Production  
Database ID 53



## ABSSolute Application Server Services

### Avg memory used per ABS Server Service



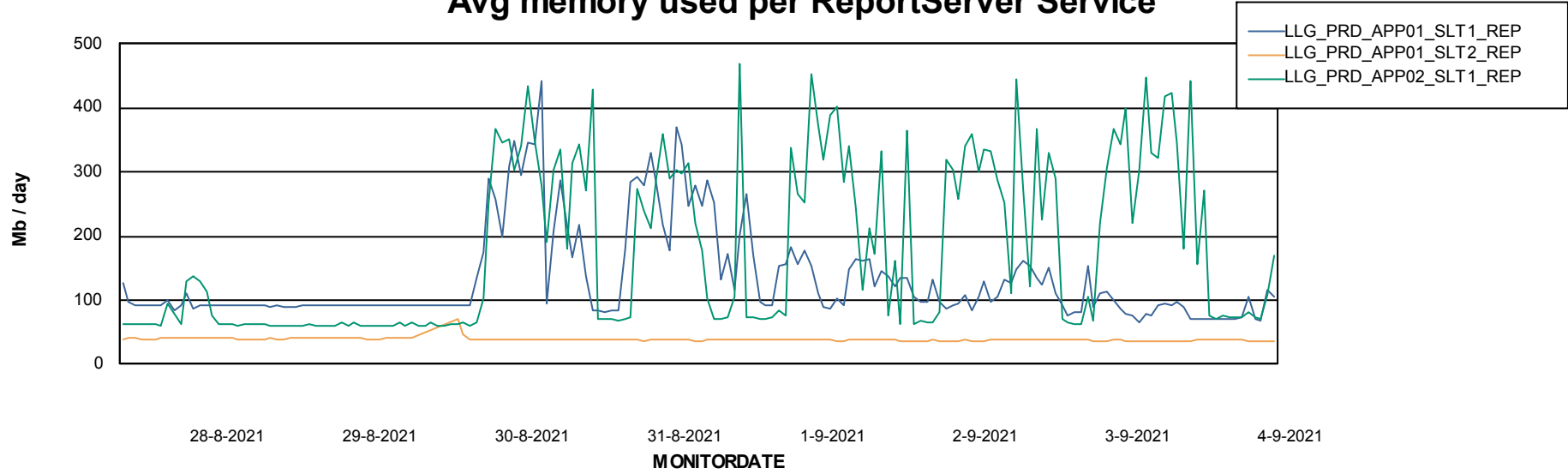
# Weekly SLA Customer Report

Customer LLG\_Production  
Database ID 53

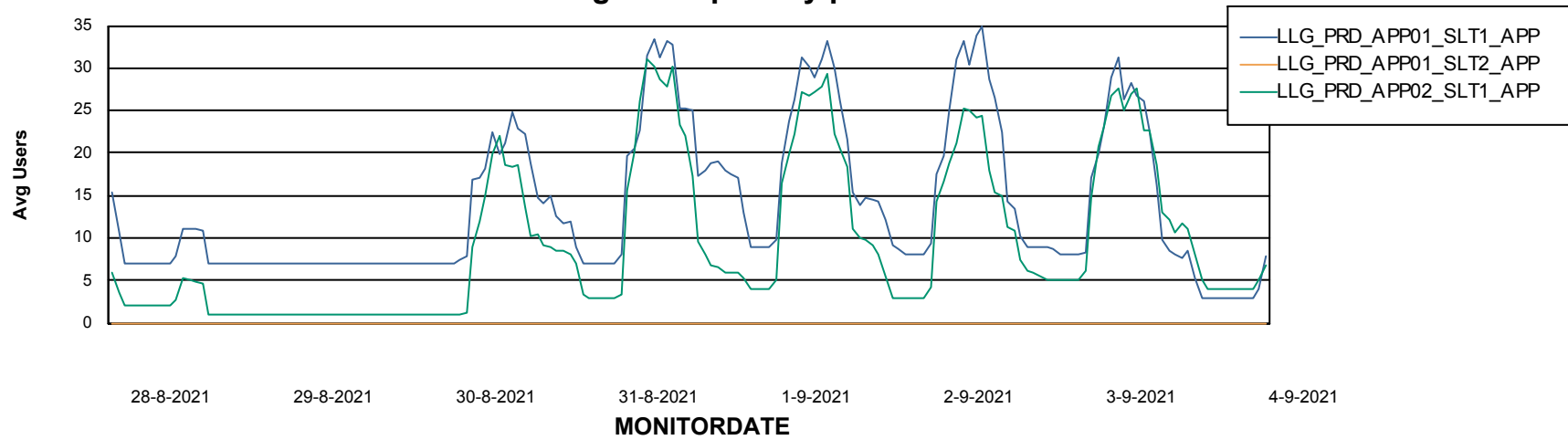


## ABSSolute Application Server Services

### Avg memory used per ReportServer Service



### Avg users per day per ABS server



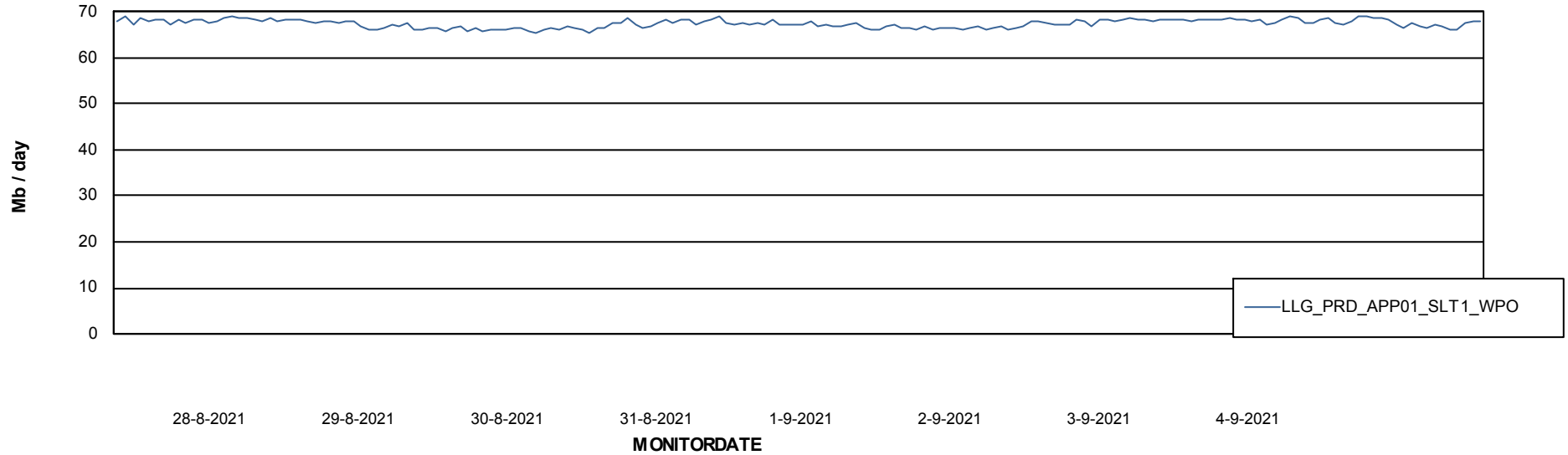
# Weekly SLA Customer Report

Customer LLG\_Production  
Database ID 53



## ABSSolute Application Server Services

### Avg memory used per ABS Web component



# Weekly SLA Customer Report

Customer LLG\_Production  
Database ID 53



## Disaster per ABS component

