

# Weekly SLA Customer Report

Customer DFD\_Production  
 Database ID 39



Harddisk Usage DFD\_PRD\_ABSAPP1

	Free disk space on C: (%)	Total disk space on C: (Gb)	Used disk space on C: (Gb)
4-9-2021	32	90	61
3-9-2021	32	90	61
2-9-2021	32	90	61
1-9-2021	32	90	61
31-8-2021	32	90	61
30-8-2021	32	90	61
29-8-2021	32	90	61

Harddisk Usage DFD\_PRD\_ABSAPP2

	Free disk space on C: (%)	Total disk space on C: (Gb)	Used disk space on C: (Gb)
4-9-2021	46	100	54
3-9-2021	46	100	54
2-9-2021	46	100	54
1-9-2021	46	100	54
31-8-2021	46	100	54
30-8-2021	46	100	54
29-8-2021	46	100	54

# Weekly SLA Customer Report

Customer DFD\_Production  
Database ID 39



## Harddisk Usage DFD\_PRD\_ABSAPP3

	Free disk space on C: (%)	Total disk space on C: (Gb)	Used disk space on C: (Gb)
4-9-2021	23	70	54
3-9-2021	23	70	54
2-9-2021	22	70	55
1-9-2021	22	70	55
31-8-2021	22	70	55
30-8-2021	22	70	55
29-8-2021	22	70	54

## Harddisk Usage DFD\_PRD\_BI1

	Free disk space on C: (%)	Total disk space on C: (Gb)	Used disk space on C: (Gb)	Free disk space on E: (%)	Total disk space on E: (Gb)	Used disk space on E: (Gb)
4-9-2021	79	150	31	17	200	166
3-9-2021	79	150	31	17	200	165
2-9-2021	79	150	31	17	200	165
1-9-2021	79	150	31	17	200	165
31-8-2021	79	150	31	17	200	165
30-8-2021	79	150	31	17	200	165
29-8-2021	79	150	31	17	200	165

# Weekly SLA Customer Report

Customer DFD\_Production  
Database ID 39



Harddisk Usage DFD\_PRD\_ORACLE1

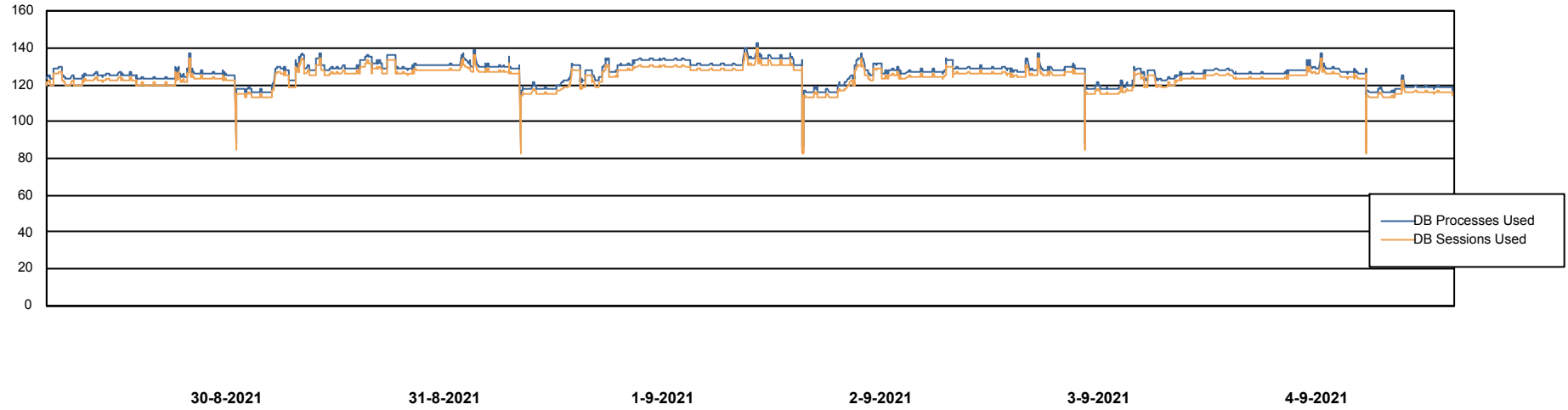
	Free disk space on C: (%)	Total disk space on C: (Gb)	Used disk space on C: (Gb)	Free disk space on D: (%)	Total disk space on D: (Gb)	Used disk space on D: (Gb)	Free disk space on E: (%)	Total disk space on E: (Gb)	Used disk space on E: (Gb)	Free disk space on F: (%)
4-9-2021	28	78	56	75	479	119	20	550	440	66
3-9-2021	28	78	56	75	479	119	20	550	440	66
2-9-2021	28	78	56	75	479	119	20	550	440	66
1-9-2021	28	78	56	75	479	119	20	550	440	66
31-8-2021	28	78	56	75	479	119	20	550	440	66
30-8-2021	28	78	56	75	479	119	20	550	440	66
29-8-2021	28	78	56	75	479	119	20	550	440	66

# Weekly SLA Customer Report

Customer DFD\_Production  
Database ID 39



Database Performance DFDDDB\_Production

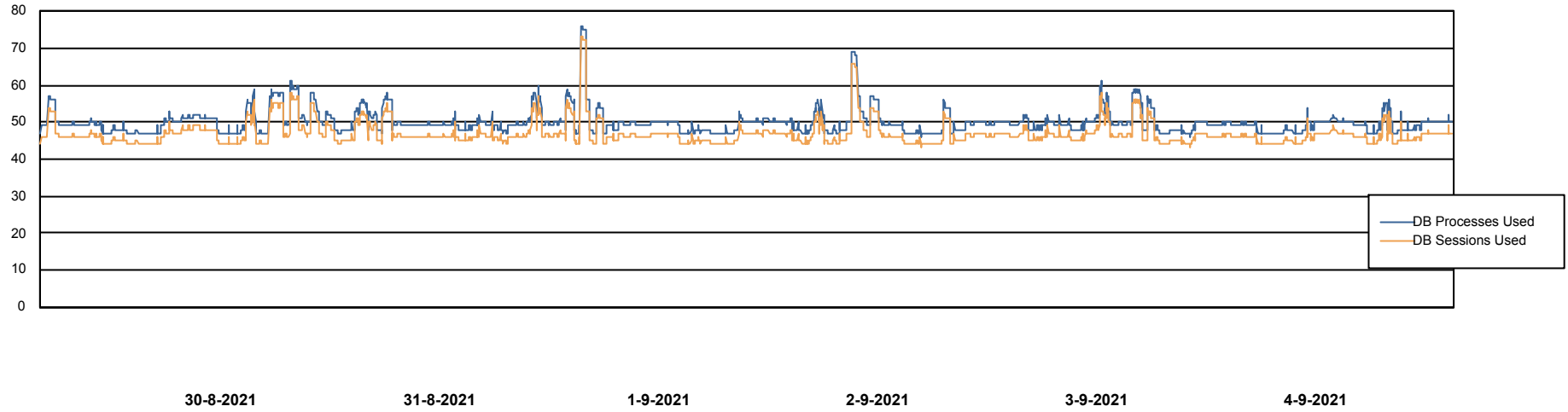


# Weekly SLA Customer Report

Customer DFD\_Production  
Database ID 39

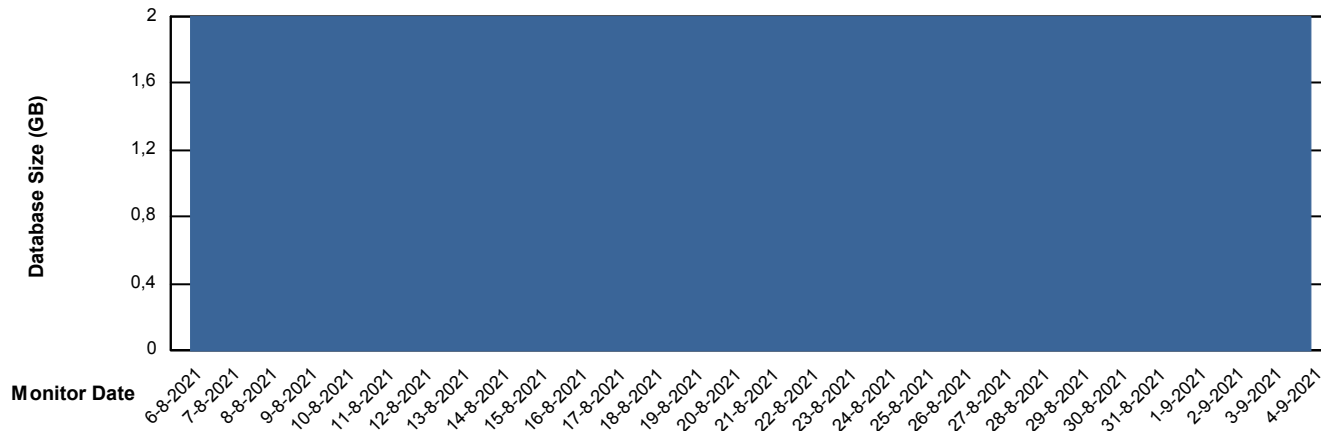


## Database Performance DFDDDBI\_Production



## DATABASE SIZE DFDDDB\_Production

### Database growth over last month



# Weekly SLA Customer Report

Customer DFD\_Production  
 Database ID 39



Database Tablespace DFDDB\_Production

Date	Tablespace Name	Filesize (Gb)	Usedsize (Gb)	Percentage free
4-9-2021	ABSDATA	83	0	100
	INDX	161	0	100
3-9-2021	ABSDATA	83	0	100
	INDX	161	0	100
2-9-2021	ABSDATA	83	0	100
	INDX	161	0	100
1-9-2021	ABSDATA	83	0	100
	INDX	161	0	100
31-8-2021	ABSDATA	83	0	100
	INDX	161	0	100
30-8-2021	ABSDATA	83	0	100
	INDX	161	0	100
29-8-2021	ABSDATA	83	0	100
	INDX	161	0	100

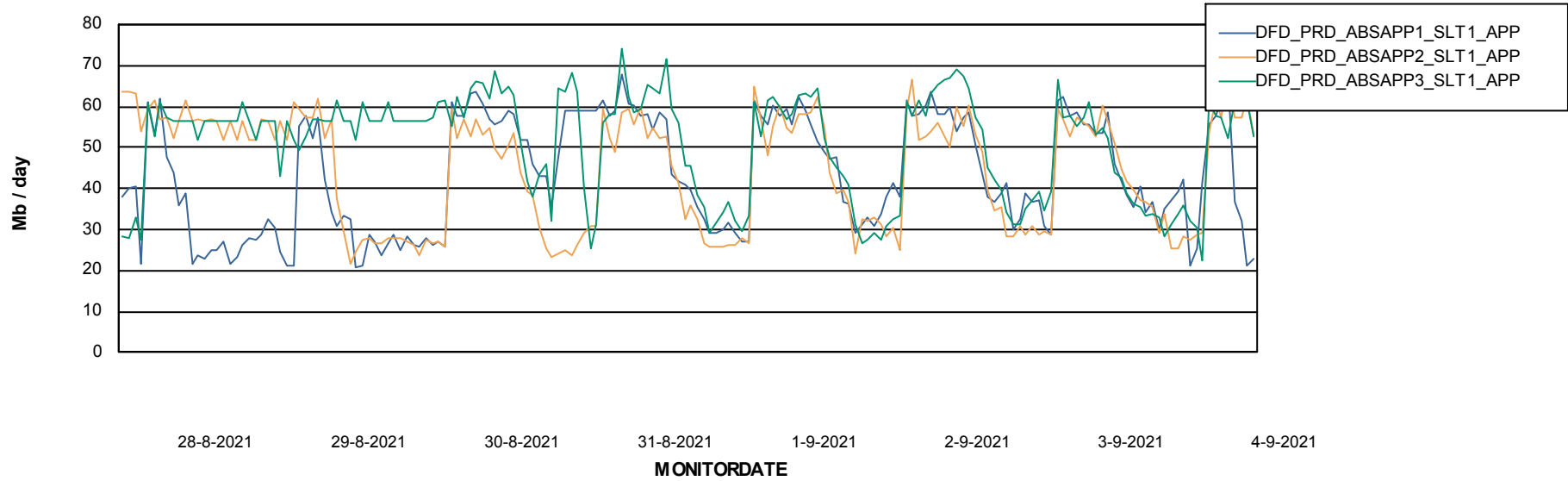
# Weekly SLA Customer Report

Customer DFD\_Production  
Database ID 39

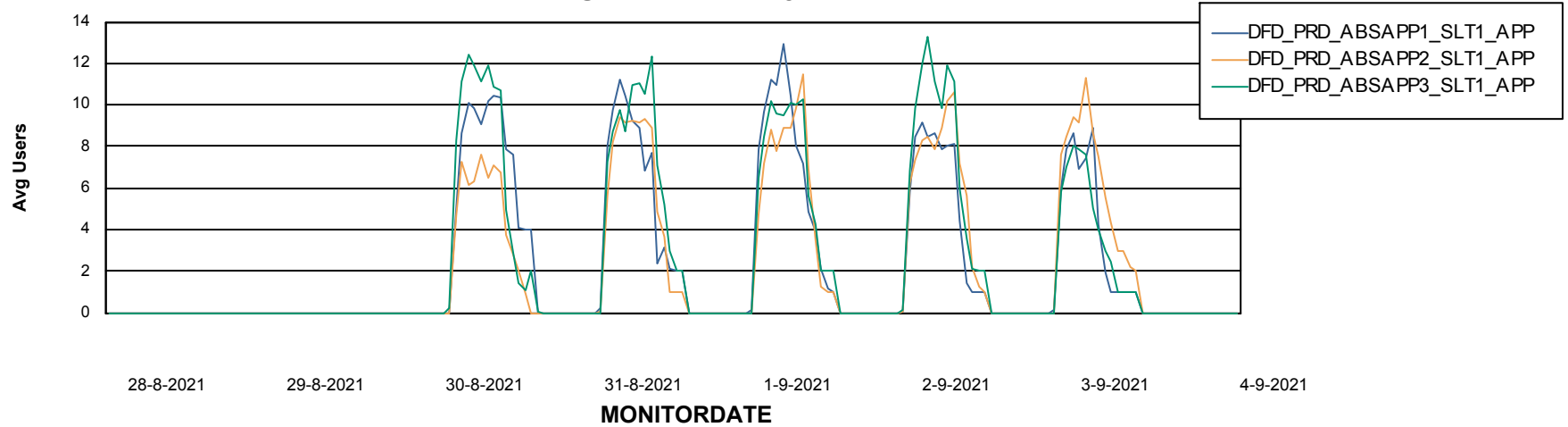


## ABSSolute Application Server Services

### Avg memory used per ABS Server Service



### Avg users per day per ABS server



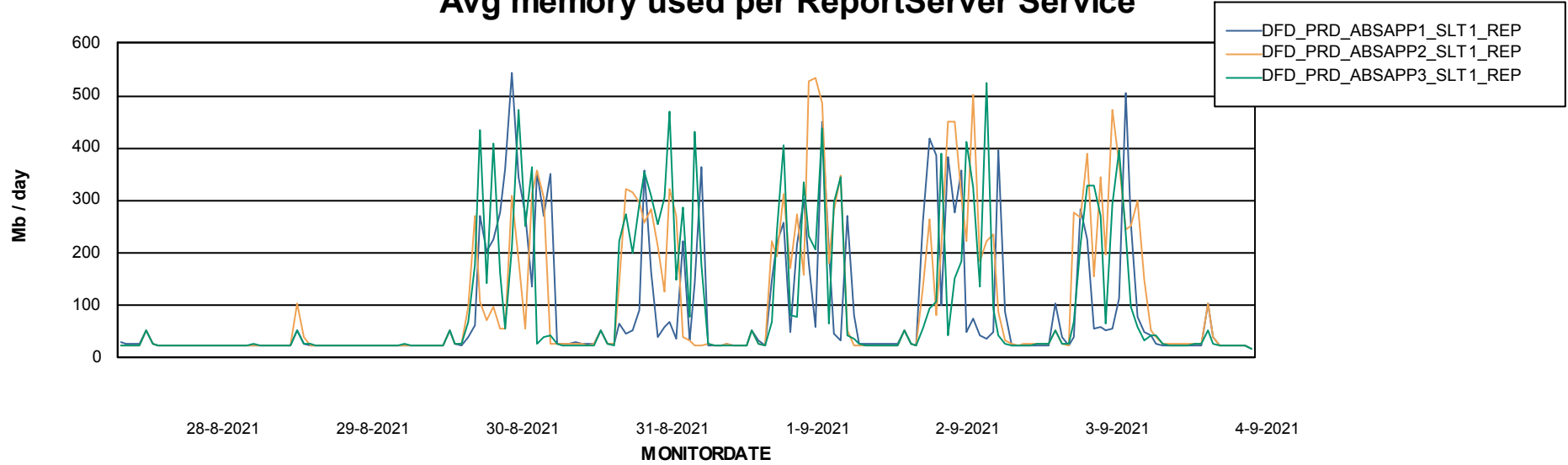
# Weekly SLA Customer Report

Customer DFD\_Production  
Database ID 39



## ABSSolute Application ReportServer Services

### Avg memory used per ReportServer Service



### Disaster per ABS component

