

Weekly SLA Customer Report

Customer PCO_Production
Database ID 44



Harddisk Usage PCO_PRD_ORACLE1

	Free disk space on C: (%)	Total disk space on C: (Gb)	Used disk space on C: (Gb)	Free disk space on D: (%)	Total disk space on D: (Gb)	Used disk space on D: (Gb)
28-8-2021	57	447	194	20	1,676	1,345
27-8-2021	57	447	194	20	1,676	1,339
26-8-2021	57	447	194	20	1,676	1,339
25-8-2021	57	447	194	20	1,676	1,339
24-8-2021	57	447	194	20	1,676	1,339
23-8-2021	57	447	194	20	1,676	1,339
22-8-2021	57	447	194	20	1,676	1,339

Harddisk Usage PCO_PRD_ORACLE2

	Free disk space on C: (%)	Total disk space on C: (Gb)	Used disk space on C: (Gb)	Free disk space on D: (%)	Total disk space on D: (Gb)	Used disk space on D: (Gb)
28-8-2021	82	279	49	21	838	664
27-8-2021	82	279	49	21	838	664
26-8-2021	82	279	49	21	838	664
25-8-2021	82	279	49	21	838	663
24-8-2021	82	279	49	21	838	663
23-8-2021	82	279	49	21	838	663
22-8-2021	82	279	49	21	838	663

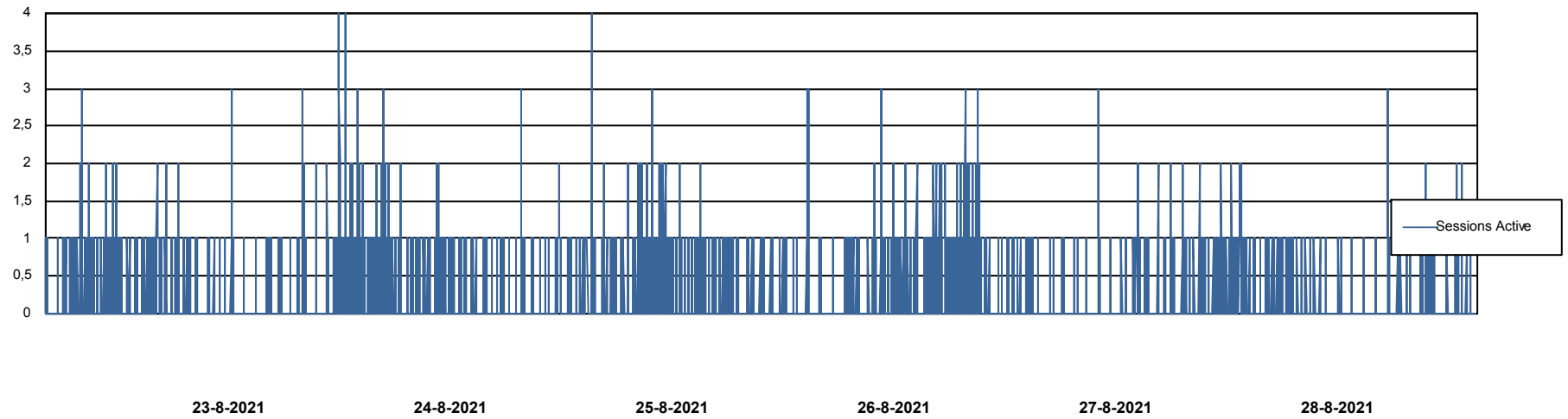
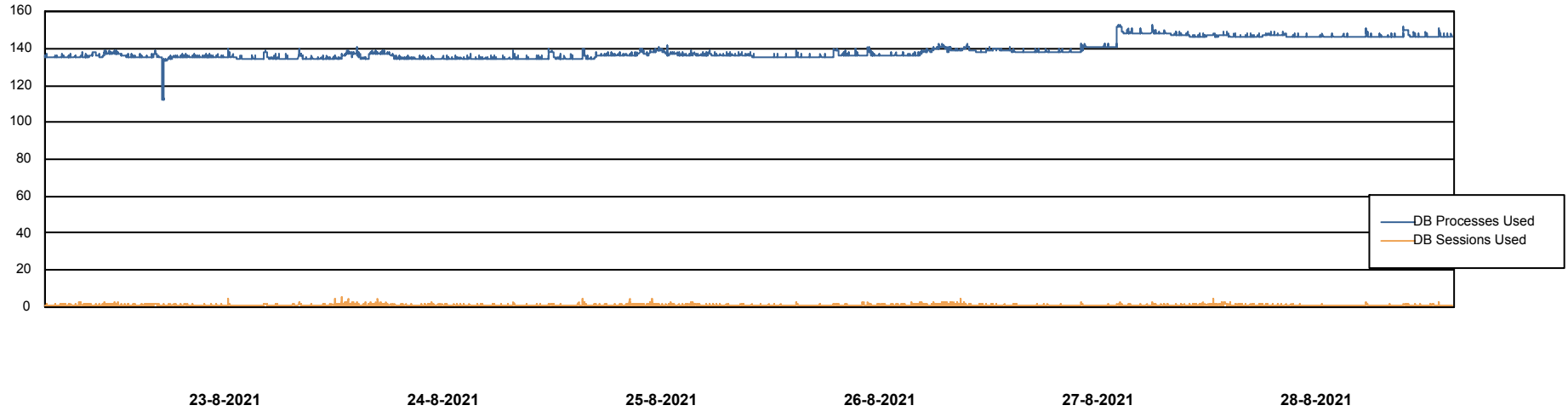
Weekly SLA Customer Report

Customer PCO_Production
Database ID 44



Database Performance PCODB_Production

DB Processes Max 350



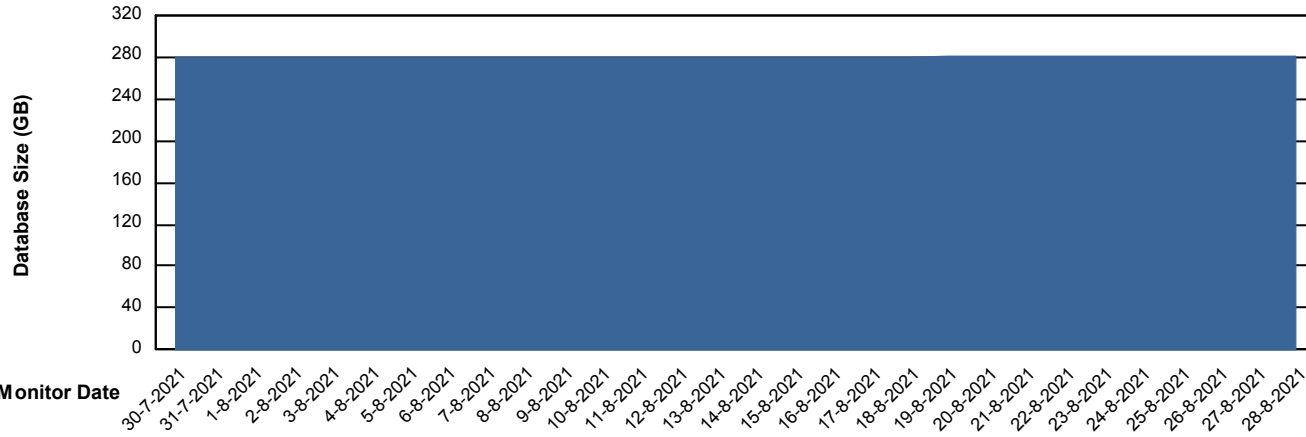
Weekly SLA Customer Report

Customer PCO_Production
 Database ID 44



DATABASE SIZE PCODB_Production

Database growth over last month



Database Tablespace PCODB_Production

Date	Tablespace Name	Filesize (Gb)	Usedsize (Gb)	Percentage free
28-8-2021	ABSDATA	238	108	55
	INDX	329	171	48
27-8-2021	ABSDATA	238	108	55
	INDX	329	171	48
26-8-2021	ABSDATA	238	108	55
	INDX	329	171	48
25-8-2021	ABSDATA	238	108	55
	INDX	329	171	48
24-8-2021	ABSDATA	238	108	55
	INDX	329	171	48
23-8-2021	ABSDATA	238	108	55
	INDX	329	171	48
22-8-2021	ABSDATA	238	108	55
	INDX	329	171	48