

# Weekly SLA Customer Report

Customer DFD\_Production  
Database ID 39



## Harddisk Usage DFD\_PRD\_ABSAPP1

	Free disk space on C: (%)	Total disk space on C: (Gb)	Used disk space on C: (Gb)
14-8-2021	28	90	65
13-8-2021	28	90	65
12-8-2021	28	90	65
11-8-2021	28	90	65
10-8-2021	28	90	65
9-8-2021	28	90	65
8-8-2021	28	90	65

## Harddisk Usage DFD\_PRD\_ABSAPP2

	Free disk space on C: (%)	Total disk space on C: (Gb)	Used disk space on C: (Gb)
14-8-2021	37	100	63
13-8-2021	37	100	63
12-8-2021	37	100	63
11-8-2021	37	100	63
10-8-2021	37	100	63
9-8-2021	37	100	63
8-8-2021	37	100	63

# Weekly SLA Customer Report

Customer DFD\_Production  
Database ID 39



## Harddisk Usage DFD\_PRD\_ABSAPP3

	Free disk space on C: (%)	Total disk space on C: (Gb)	Used disk space on C: (Gb)
14-8-2021	18	70	57
13-8-2021	18	70	57
12-8-2021	18	70	57
11-8-2021	18	70	57
10-8-2021	18	70	57
9-8-2021	18	70	57
8-8-2021	18	70	57

## Harddisk Usage DFD\_PRD\_BI1

	Free disk space on C: (%)	Total disk space on C: (Gb)	Used disk space on C: (Gb)	Free disk space on E: (%)	Total disk space on E: (Gb)	Used disk space on E: (Gb)
14-8-2021	79	150	31	18	200	163
13-8-2021	79	150	31	19	200	162
12-8-2021	79	150	31	19	200	162
11-8-2021	79	150	31	19	200	162
10-8-2021	79	150	31	19	200	163
9-8-2021	79	150	31	18	200	164
8-8-2021	79	150	31	19	200	162

# Weekly SLA Customer Report

Customer DFD\_Production  
Database ID 39



Harddisk Usage DFD\_PRD\_ORACLE1

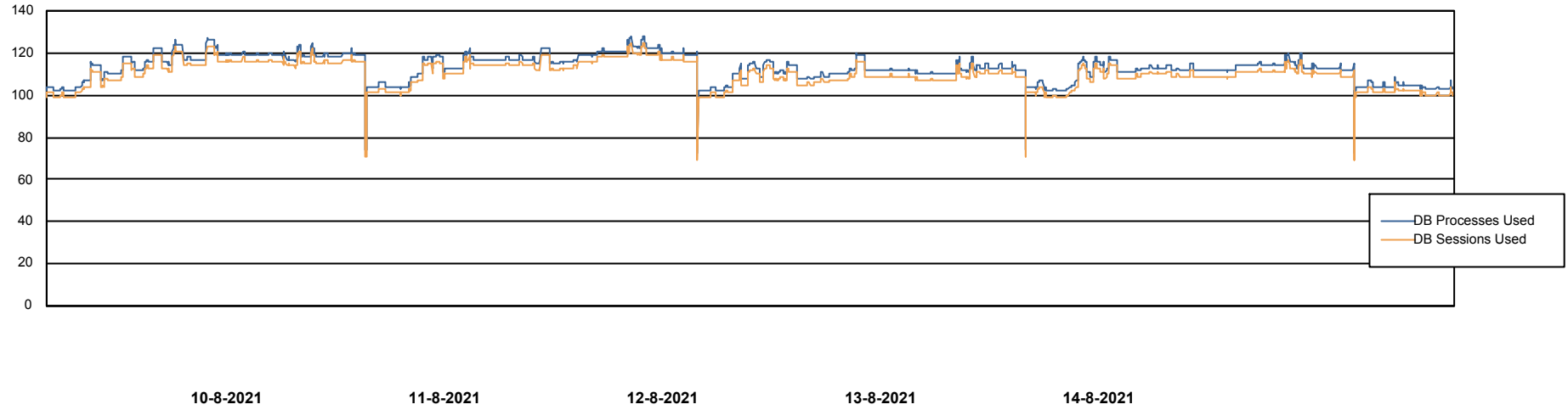
	Free disk space on C: (%)	Total disk space on C: (Gb)	Used disk space on C: (Gb)	Free disk space on D: (%)	Total disk space on D: (Gb)	Used disk space on D: (Gb)	Free disk space on E: (%)	Total disk space on E: (Gb)	Used disk space on E: (Gb)	Free disk space on F: (%)
14-8-2021	24	78	59	72	479	132	20	550	437	66
13-8-2021	24	78	59	72	479	132	20	550	438	66
12-8-2021	24	78	59	72	479	132	20	550	438	66
11-8-2021	24	78	59	72	479	132	20	550	437	66
10-8-2021	24	78	59	72	479	132	20	550	438	66
9-8-2021	24	78	59	72	479	132	21	550	436	66
8-8-2021	24	78	59	72	479	132	21	550	437	66

# Weekly SLA Customer Report

Customer DFD\_Production  
Database ID 39



## Database Performance DFDDB\_Production

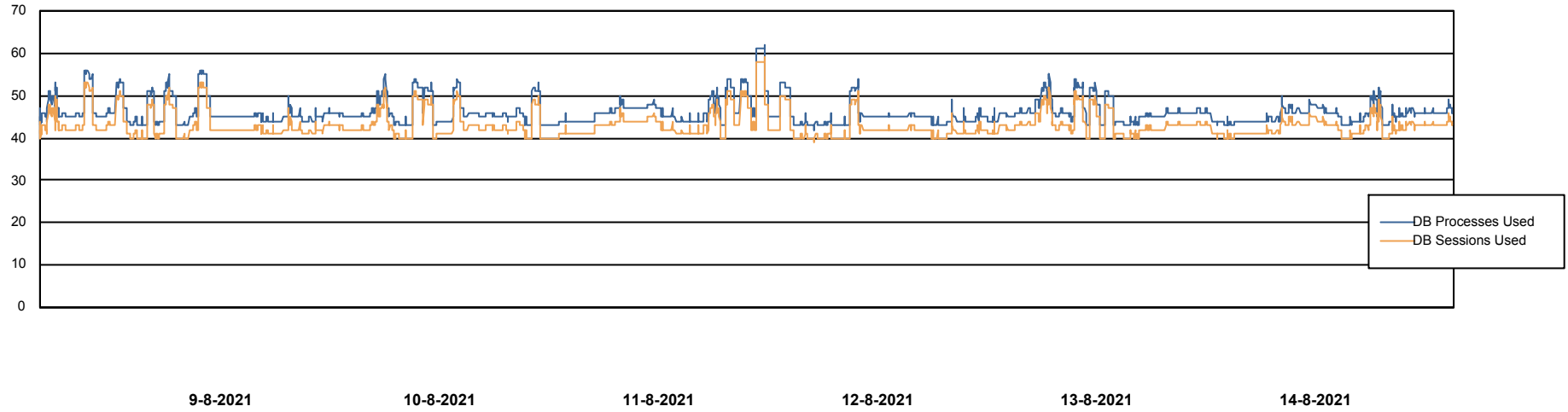


# Weekly SLA Customer Report

Customer DFD\_Production  
Database ID 39

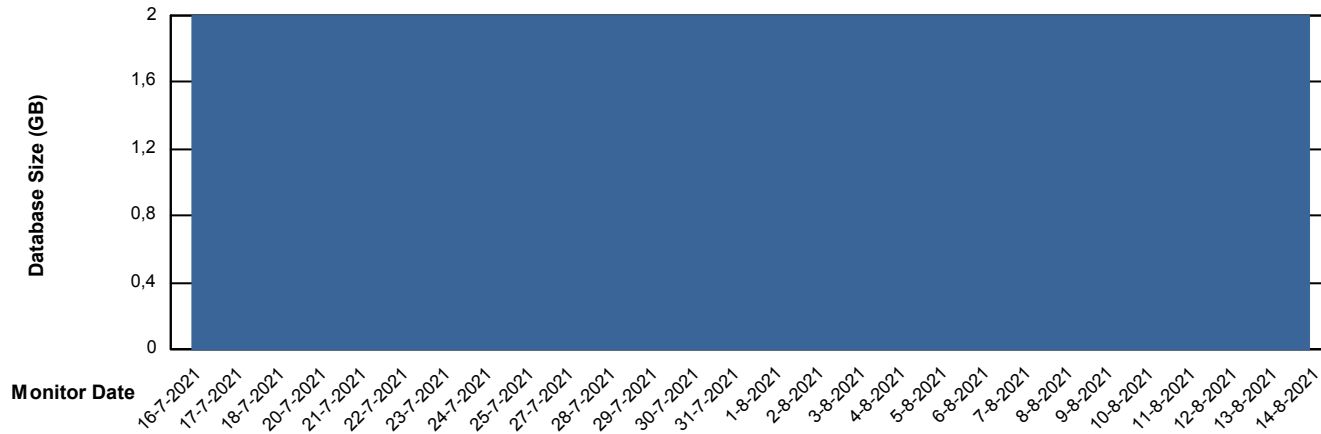


## Database Performance DFDDDBI\_Production



## DATABASE SIZE DFDDDB\_Production

### Database growth over last month



# Weekly SLA Customer Report

Customer DFD\_Production  
 Database ID 39



Database Tablespace DFDDB\_Production

Date	Tablespace Name	Filesize (Gb)	Usedsize (Gb)	Percentage free
14-8-2021	ABSDATA	83	0	100
	INDX	161	0	100
13-8-2021	ABSDATA	83	0	100
	INDX	161	0	100
12-8-2021	ABSDATA	83	0	100
	INDX	161	0	100
11-8-2021	ABSDATA	83	0	100
	INDX	161	0	100
10-8-2021	ABSDATA	83	0	100
	INDX	161	0	100
9-8-2021	ABSDATA	83	0	100
	INDX	161	0	100
8-8-2021	ABSDATA	83	0	100
	INDX	161	0	100

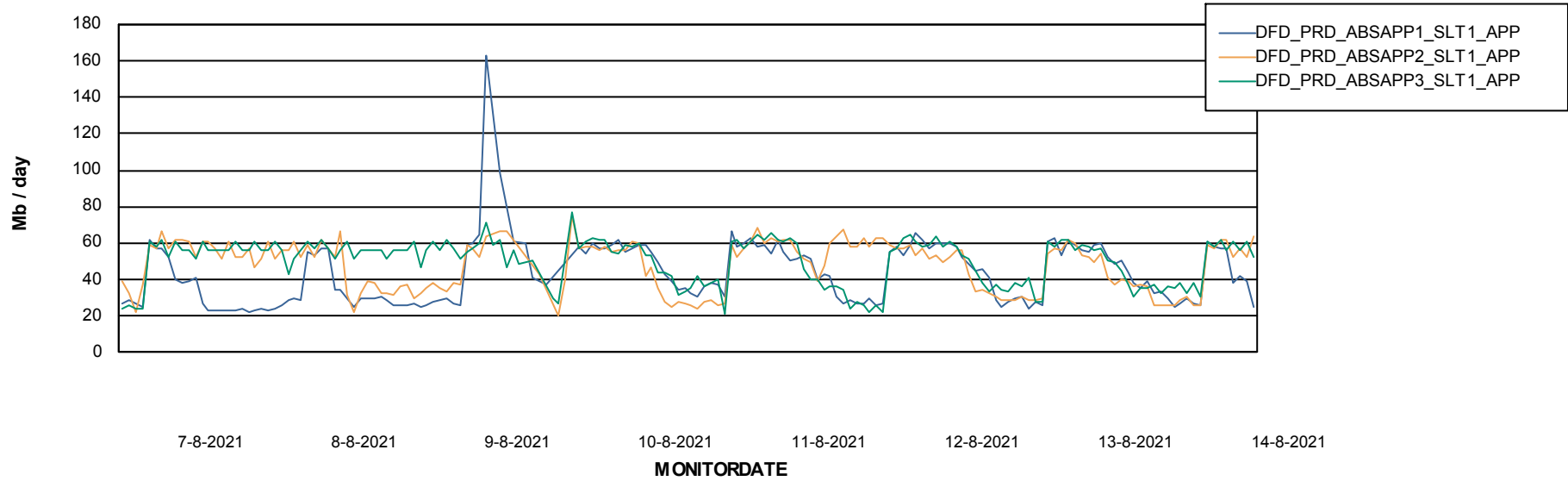
# Weekly SLA Customer Report

Customer DFD\_Production  
Database ID 39

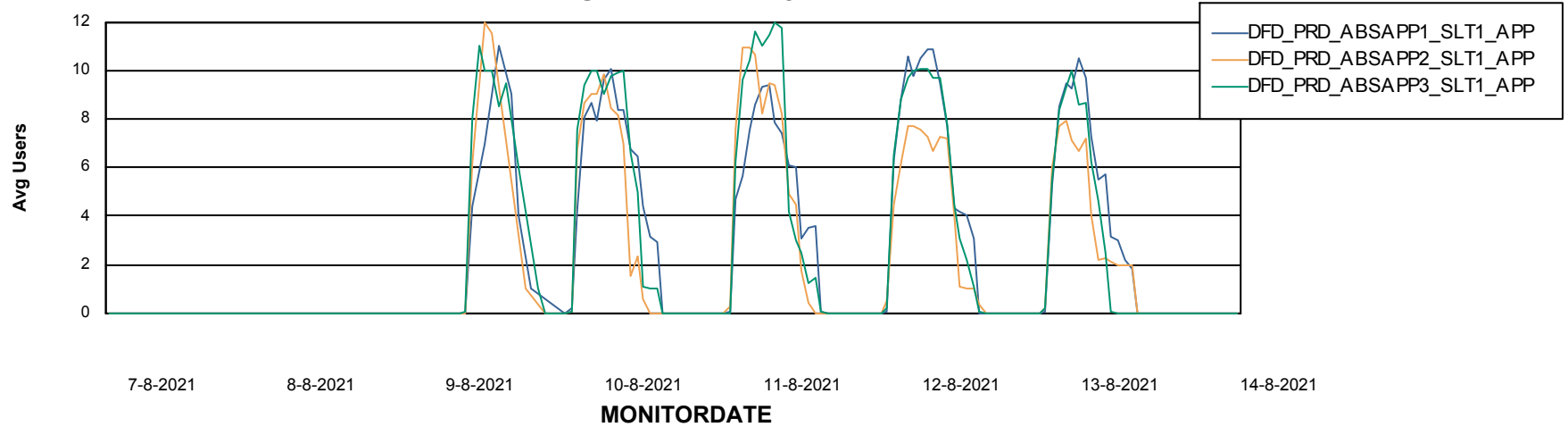


## ABSSolute Application Server Services

### Avg memory used per ABS Server Service



### Avg users per day per ABS server



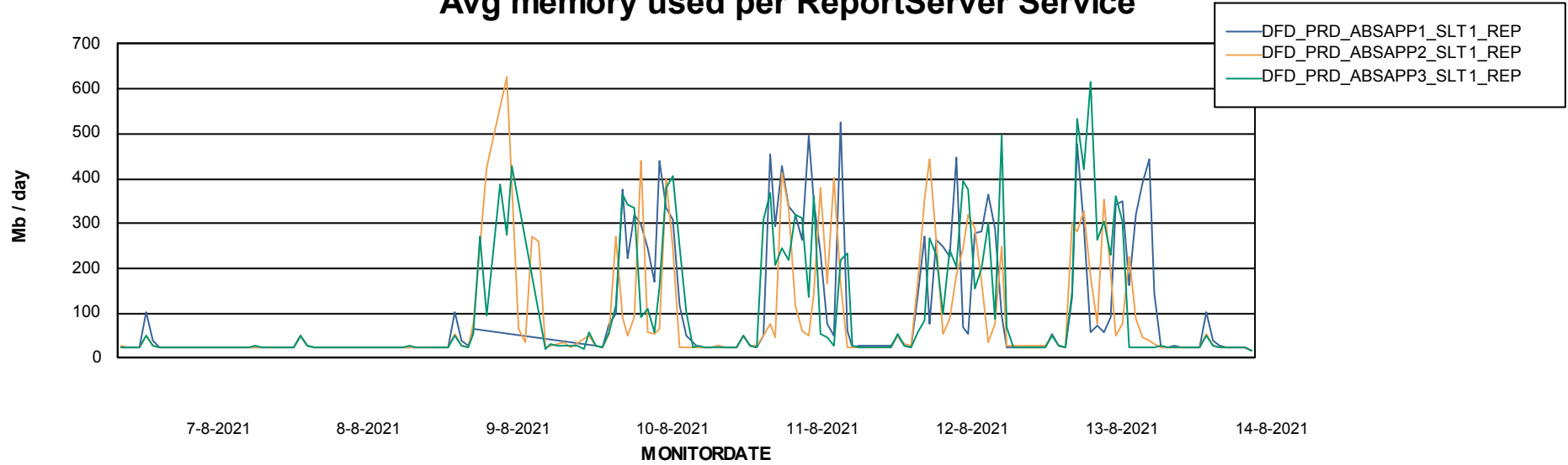
# Weekly SLA Customer Report

Customer DFD\_Production  
Database ID 39



## ABSSolute Application ReportServer Services

### Avg memory used per ReportServer Service



### Disaster per ABS component

