

# Weekly SLA Customer Report

Customer PCO\_Production  
Database ID 44



## Harddisk Usage PCO\_PRD\_ORACLE1

	Free disk space on C: (%)	Total disk space on C: (Gb)	Used disk space on C: (Gb)	Free disk space on D: (%)	Total disk space on D: (Gb)	Used disk space on D: (Gb)
7-8-2021	57	447	193	20	1,676	1,339
6-8-2021	57	447	193	20	1,676	1,336
5-8-2021	57	447	193	20	1,676	1,336
4-8-2021	57	447	193	20	1,676	1,335
3-8-2021	57	447	193	20	1,676	1,339
2-8-2021	57	447	193	22	1,676	1,313
1-8-2021	57	447	193	21	1,676	1,327

## Harddisk Usage PCO\_PRD\_ORACLE2

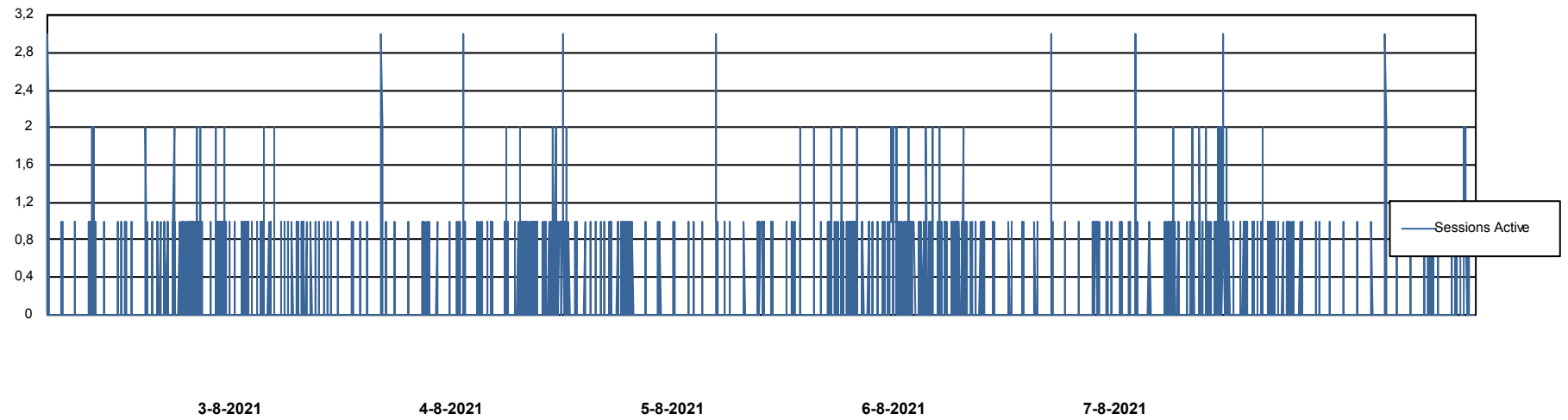
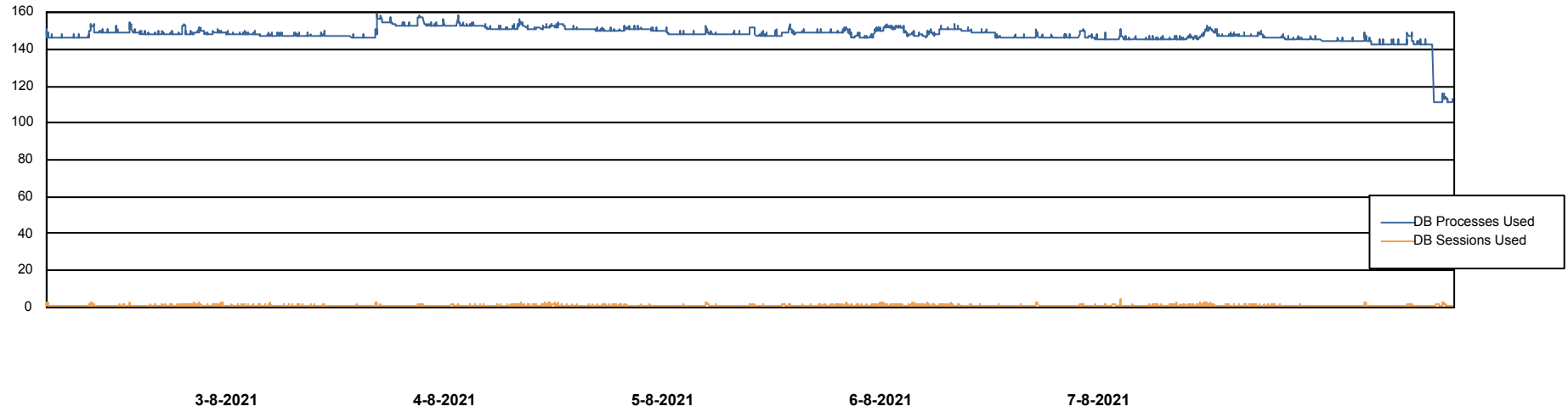
	Free disk space on C: (%)	Total disk space on C: (Gb)	Used disk space on C: (Gb)	Free disk space on D: (%)	Total disk space on D: (Gb)	Used disk space on D: (Gb)
7-8-2021	83	279	48	21	838	662
6-8-2021	83	279	48	21	838	661
5-8-2021	82	279	49	21	838	661
4-8-2021	82	279	49	21	838	661
3-8-2021	82	279	49	21	838	661
2-8-2021	82	279	49	21	838	661
1-8-2021	82	279	49	21	838	661

# Weekly SLA Customer Report

Customer PCO\_Production  
Database ID 44



## Database Performance PCODB\_Production



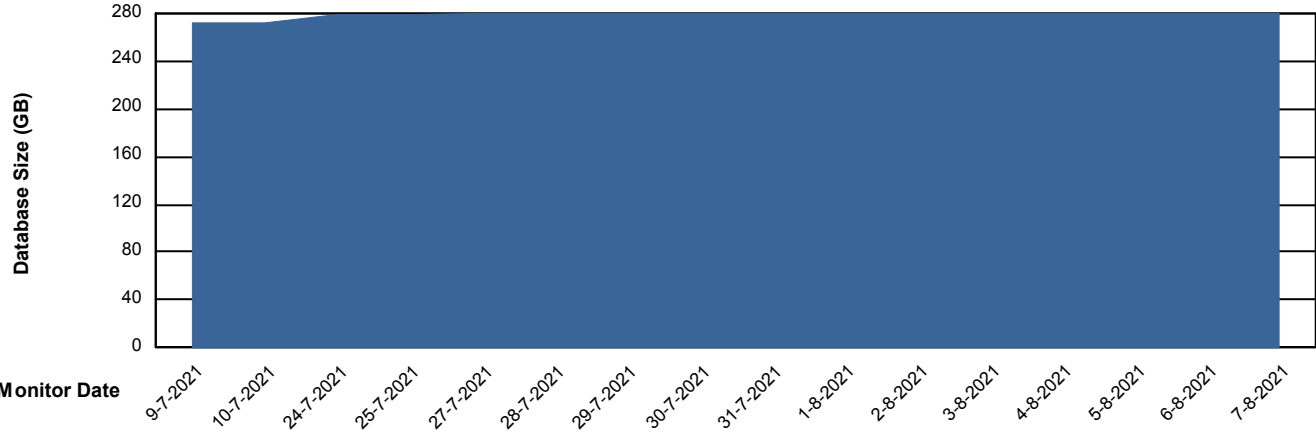
# Weekly SLA Customer Report

Customer PCO\_Production  
 Database ID 44



DATABASE SIZE PCODB\_Production

Database growth over last month



Database Tablespace PCODB\_Production

Date	Tablespace Name	Filesize (Gb)	Usedsize (Gb)	Percentage free
7-8-2021	ABSDATA	238	107	55
	INDX	329	171	48
6-8-2021	ABSDATA	238	107	55
	INDX	329	171	48
5-8-2021	ABSDATA	238	107	55
	INDX	329	170	48
4-8-2021	ABSDATA	238	107	55
	INDX	329	170	48
3-8-2021	ABSDATA	238	107	55
	INDX	329	170	48
2-8-2021	ABSDATA	238	107	55
	INDX	329	170	48
1-8-2021	ABSDATA	238	107	55
	INDX	329	170	48